



US00D363466S

United States Patent [19] Martin

[11] **Patent Number:** **Des. 363,466**
[45] **Date of Patent:** ****Oct. 24, 1995**

- [54] **PERSONAL COMPUTER**
- [75] Inventor: **Randall W. Martin**, The Woodlands, Tex.
- [73] Assignee: **Compaq Computer Corporation**, Houston, Tex.
- [**] Term: **14 Years**
- [21] Appl. No.: **16,938**
- [22] Filed: **Dec. 30, 1993**
- [52] U.S. Cl. **D14/100; D14/109**
- [58] **Field of Search** D14/100, 102, D14/107-109; D13/162, 184, 199; 312/208.1, 223.2, 223.3, 194; 360/97.01, 97.04, 98.01, 99.01, 99.12; 361/600, 622, 724-728

- D. 314,946 2/1991 Goodrich D14/109 X
- D. 315,899 4/1991 Kim D14/109
- D. 344,070 2/1994 Gluskoter et al. D14/100
- D. 348,253 6/1994 Gluskoter D14/100

Primary Examiner—Freda Nunn
Attorney, Agent, or Firm—L. Jon Lindsay

[57] CLAIM

The ornamental design for a personal computer, as shown and described.

DESCRIPTION


FIG. 1 is a front, right side, top perspective view of a personal computer showing my new design;
FIG. 2 is a front elevational view thereof;
FIG. 3 is a left side elevational view thereof;
FIG. 4 is a right side elevational view thereof;
FIG. 5 is a rear elevational view thereof;
FIG. 6 is a top plan view thereof; and,
FIG. 7 is a bottom plan view thereof.

[56] References Cited

U.S. PATENT DOCUMENTS

- D. 302,006 7/1989 Kawaguchi D14/100
- D. 304,931 12/1989 Hara et al. D14/109 X

1 Claim, 2 Drawing Sheets






Fig. 1

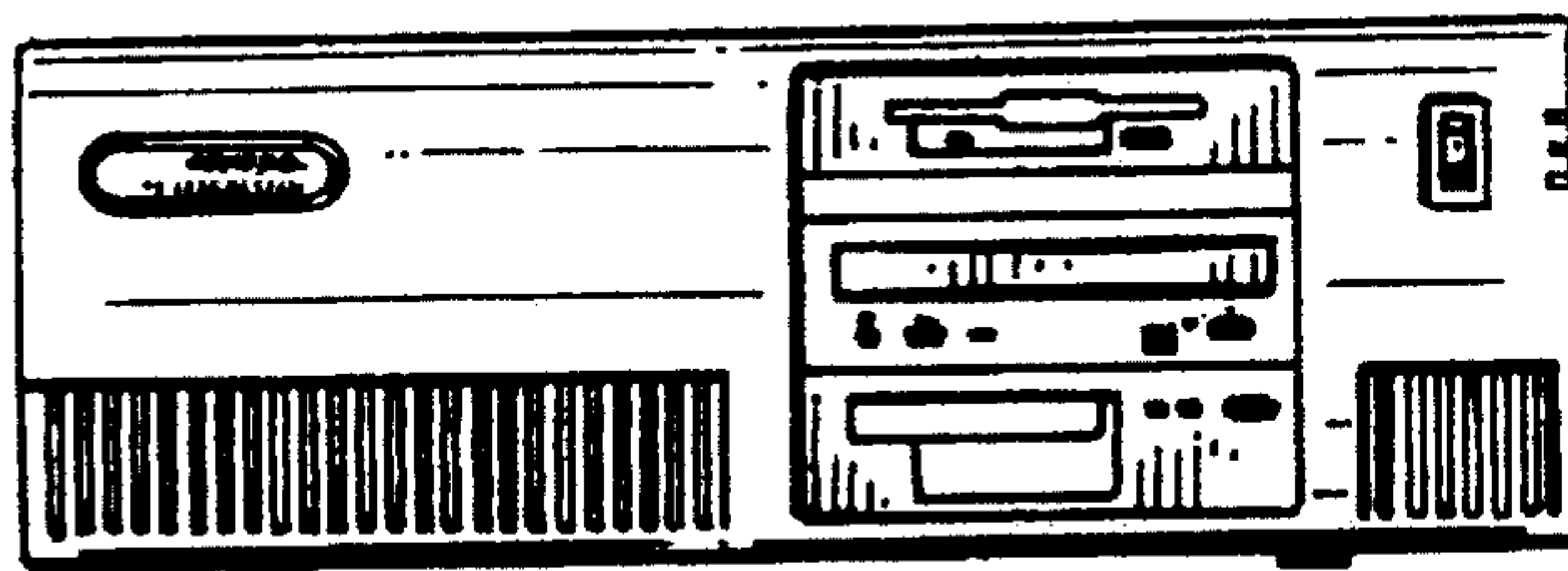


Fig. 2




Fig. 3

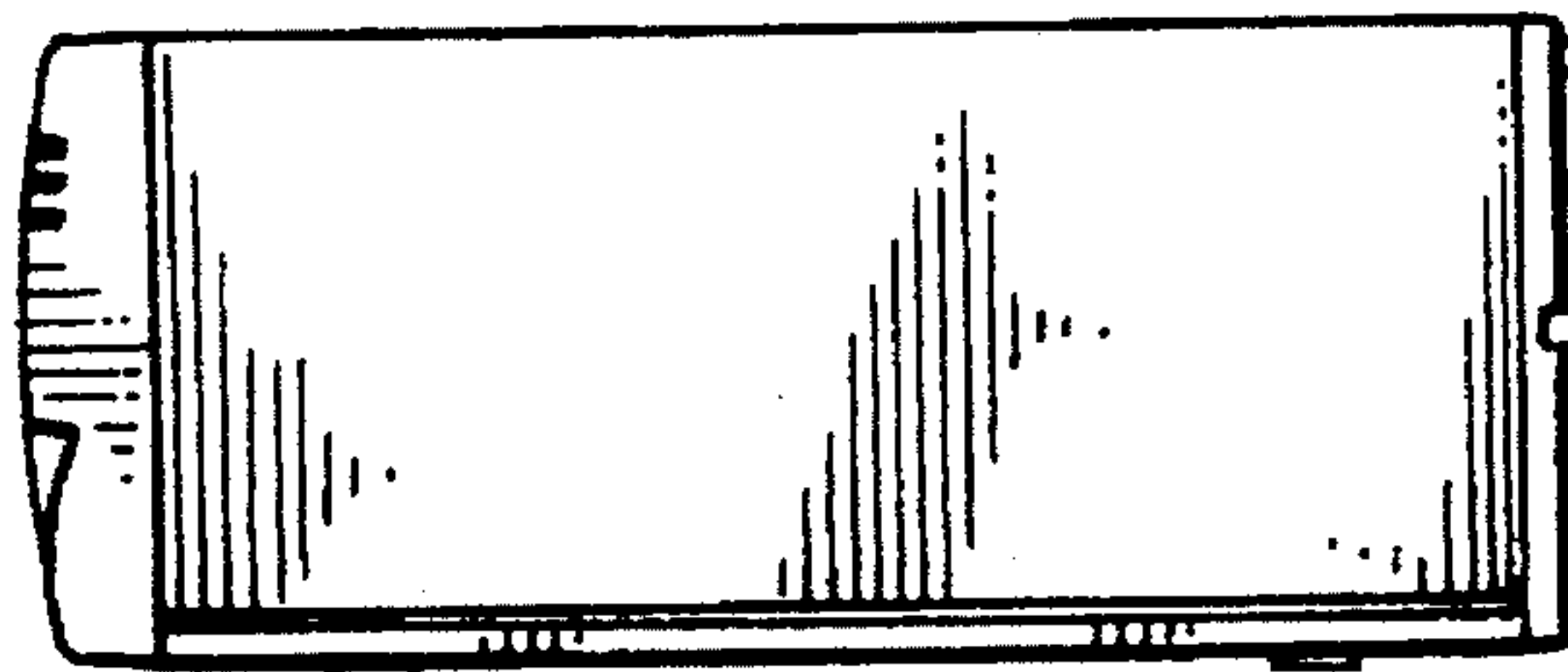


Fig. 4

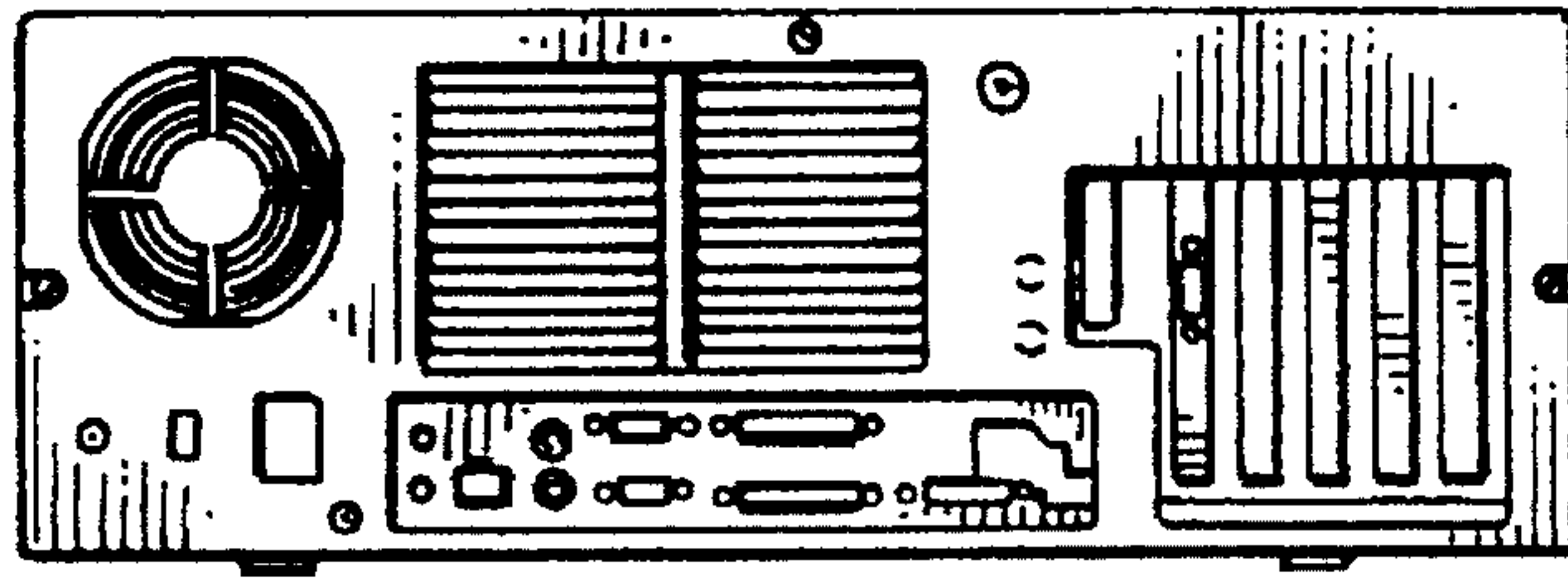


Fig. 5




Fig. 6

Fig. 7

