



US00D363453S

United States Patent [19]
Herd

[11] **Patent Number: Des. 363,453**

[45] **Date of Patent: **Oct. 24, 1995**

[54] **MONEY HOLDER**

[75] Inventor: **Bruno Herdt**, Fruthwilen, Switzerland

[73] Assignee: **Cash -Clip GmbH**, Fruthwilen, Switzerland

[**] Term: **14 Years**

[21] Appl. No.: **16,190**

[22] Filed: **Dec. 9, 1993**

[30] **Foreign Application Priority Data**

Nov. 22, 1993 [DE] Germany M9309103

[52] **U.S. Cl.** **D11/78.1**

[58] **Field of Search** D11/78.1, 215;
D19/65, 56, 86; 70/458; 24/488, 67 R,
455, 462-563, 530, 543-547, 570, 485,
3.6; D8/395; D28/39, 40; D3/219, 221

[56] **References Cited**

U.S. PATENT DOCUMENTS

D. 239,147 3/1976 Karlsen D11/215
D. 258,996 4/1981 Costantino D11/78.1
D. 283,844 5/1986 Scad et al. D11/78.1

D. 310,847 9/1990 Dietz D19/65
1,857,488 5/1932 Weeks D19/65
5,201,799 4/1993 Johnson 24/563

Primary Examiner—Ralf Seifert
Attorney, Agent, or Firm—Haverstock & Associates

[57] **CLAIM**

The ornamental design for a money holder, as shown and described.

DESCRIPTION

FIG. 1 is a top perspective view of a first embodiment of the design;

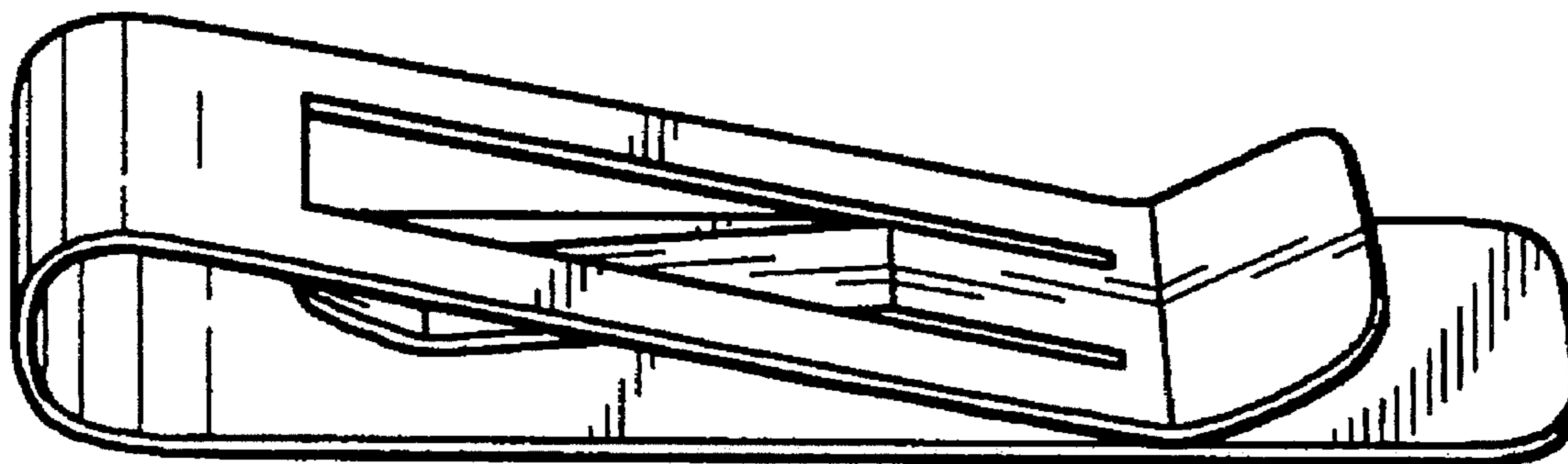
FIG. 2 is a bottom perspective view of the first embodiment of the design;

FIG. 3 is a bottom plan view of the first embodiment of the design;

FIG. 4 is a side elevational view of the first embodiment of the design; and,

FIG. 5 is a top plan view of a money holder showing a second embodiment of my new design which is the same in appearance as that of FIGS. 2 through 4 except for the top surface.

1 Claim, 2 Drawing Sheets



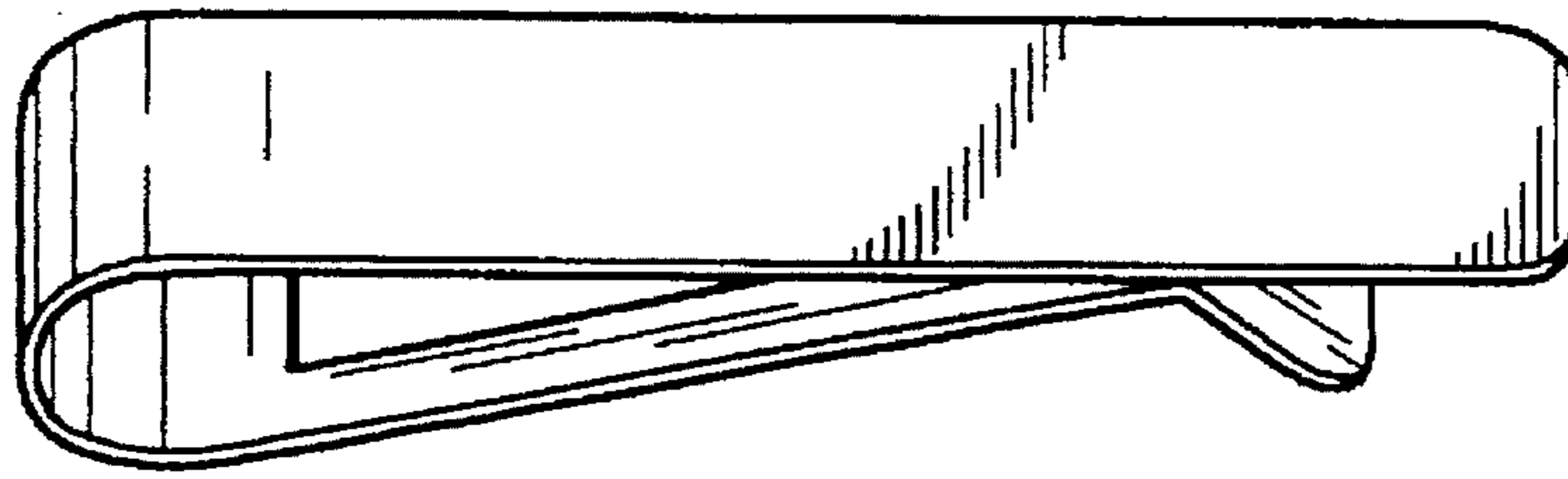


FIG. 1

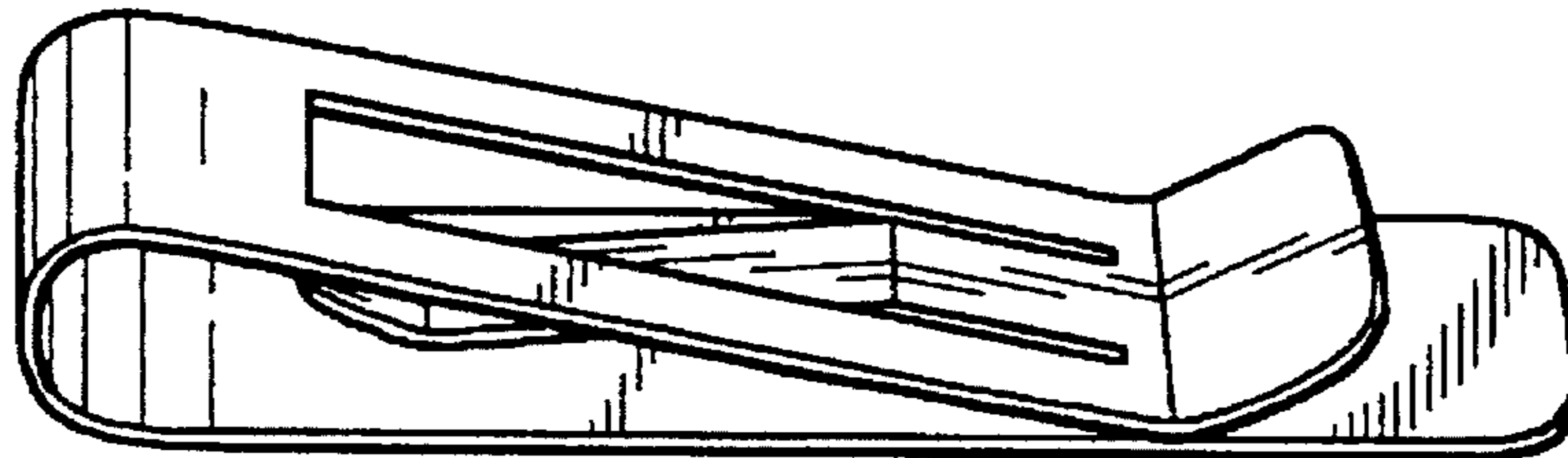


FIG. 2

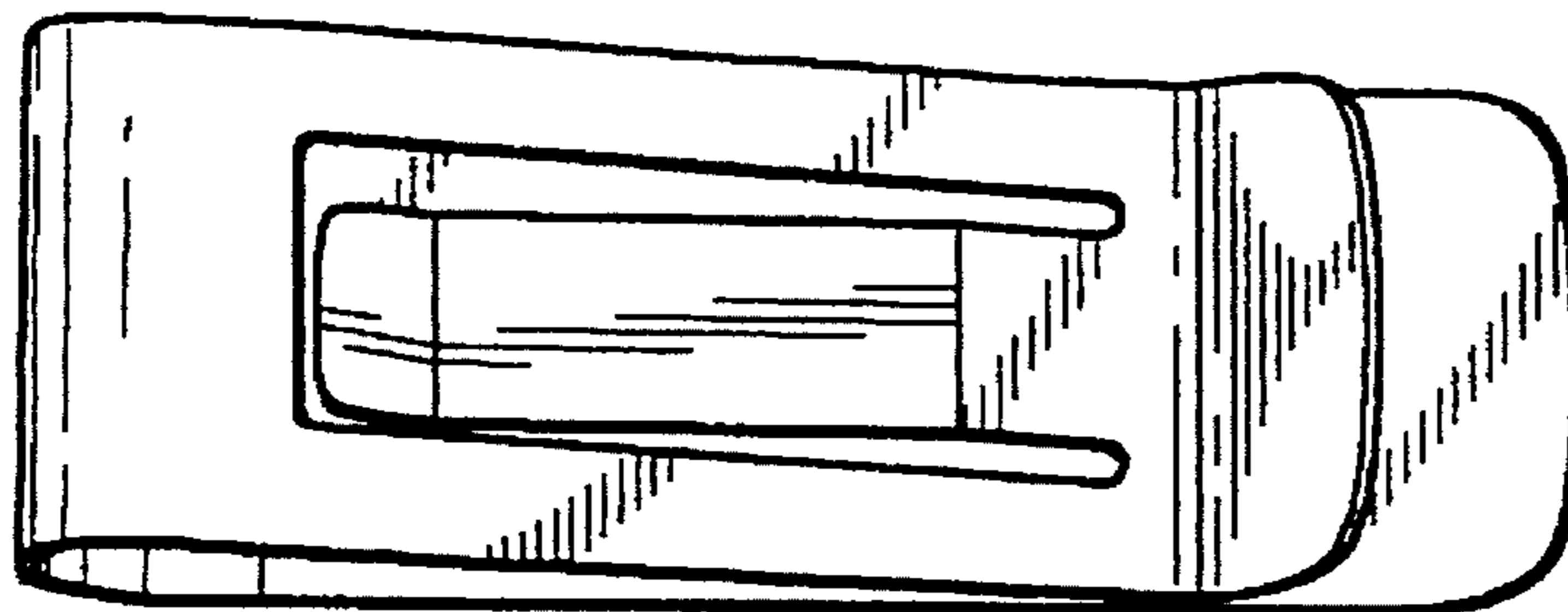


FIG. 3

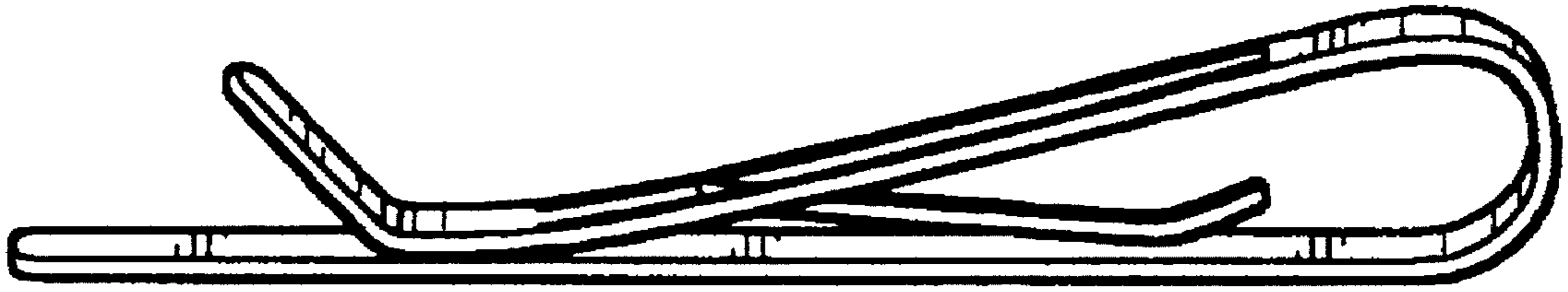


FIG. 4




FIG. 5