



US00D363446S

United States Patent [19]
MacDonald

[11] **Patent Number: Des. 363,446**

[45] **Date of Patent: **Oct. 24, 1995**

[54] **ANTENNA FLAG**

[76] Inventor: **Thomas J. C. MacDonald**, 800 N. 4th St., Phoenix, Ariz. 85004

[**] Term: **14 Years**

[21] Appl. No.: **31,889**

[22] Filed: **Dec. 8, 1994**

[52] U.S. Cl. **D10/109; D11/166**

[58] **Field of Search** D10/104, 109, D10/111, 121; D11/165, 166, 181, 182, 183; 116/173, 174, 175, 28 R, 29, 30, 517; 40/584, 591, 592, 593, 606, 607, 618, 514, 588; D20/10, 21, 41

[56] **References Cited**

U.S. PATENT DOCUMENTS

125,966	4/1872	Novell	40/514
D. 339,168	9/1993	Gerhart et al.	D20/21
434,507	8/1890	Henderson	40/517
446,021	2/1891	Semple	40/514
971,319	9/1910	Sheppard	40/514

2,499,874	3/1950	Peterson	D10/109
3,088,235	5/1963	Kies	D20/21
3,495,568	2/1970	Palinkos .	
4,960,067	10/1990	Currie .	
4,964,360	10/1990	Henry .	
5,078,075	1/1992	Liming et al. .	
5,089,803	2/1992	Bohn .	

Primary Examiner—A. Hugo Word
Assistant Examiner—Marcus Jackson

[57] **CLAIM**

The ornamental design for the antenna flag, as shown and described.

DESCRIPTION

FIG. 1 is a front elevational view of the antenna flag showing my new design;
FIG. 2 is a rear elevational view thereof;
FIG. 3 is a left side elevational view thereof;
FIG. 4 is a right side elevational view thereof;
FIG. 5 is a top plan view thereof; and,
FIG. 6 is a bottom plan view thereof.

1 Claim, 3 Drawing Sheets





FIG. 1




FIG. 2




FIG. 3

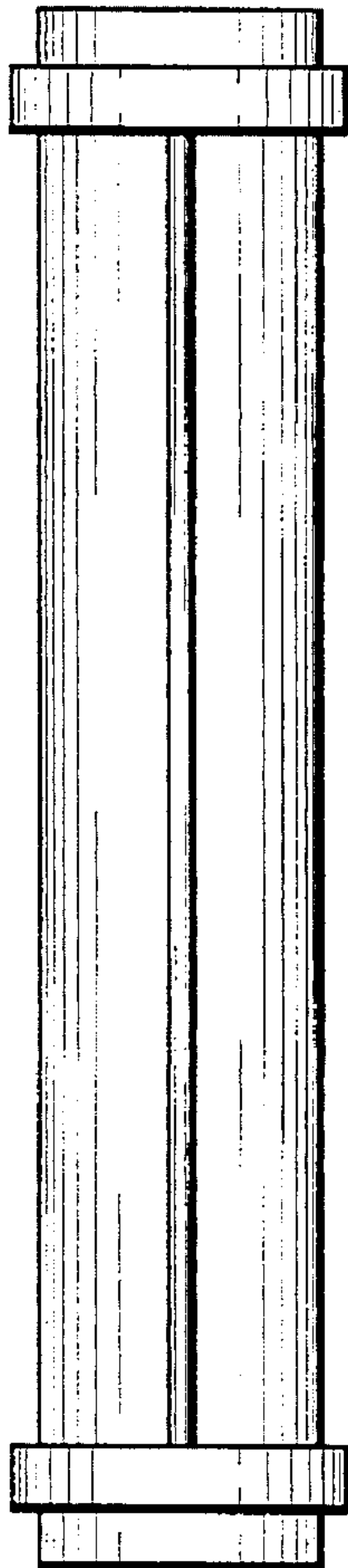


FIG. 4

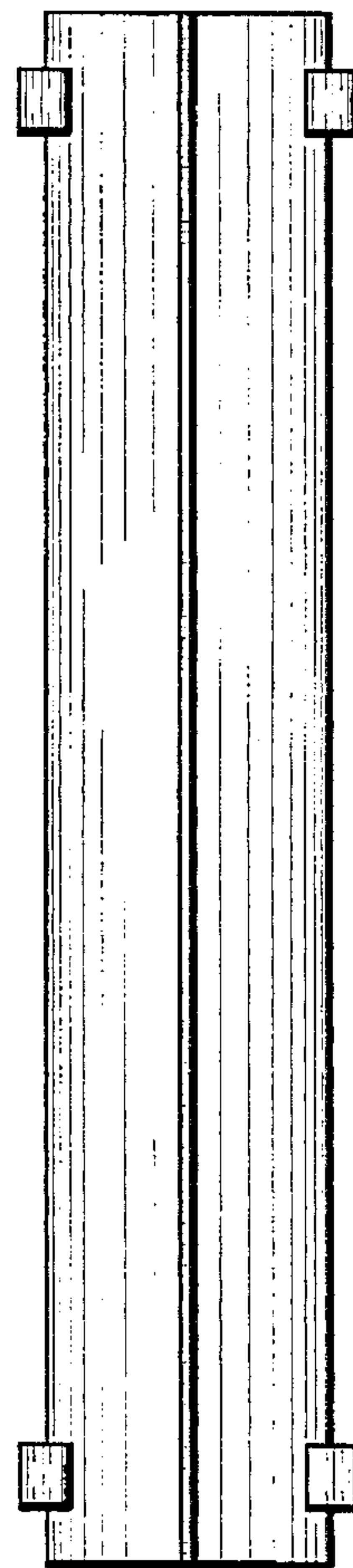


FIG. 5




FIG. 6

