



US00D363418S

United States Patent [19]
Torgerson et al.

[11] **Patent Number: Des. 363,418**
[45] **Date of Patent: **Oct. 24, 1995**

[54] **LAWN FIGURE FOR HOLDING A GARDEN HOSE**

[76] Inventors: **Lee C. Torgerson**, 515 S. Aspen Cir.;
Catherine E. Torgerson, both of 515
S. Aspen Cir., Salina, Utah 84654-1624

[**] Term: **14 Years**

[21] Appl. No.: **18,286**

[22] Filed: **Feb. 2, 1994**

[52] U.S. Cl. **D8/1**

[58] **Field of Search** D8/1; D23/215;
239/211, 227; D21/177, 175, 171, 166

[56] **References Cited**

U.S. PATENT DOCUMENTS

2,030,615	2/1936	Moore	D23/215 X
3,441,222	4/1969	Law	.	
3,452,952	7/1969	Saraydar	.	
3,473,770	10/1969	Edgerton	.	
3,684,224	8/1972	Kwako	.	
4,261,514	4/1981	Kennard et al.	239/211
4,529,156	7/1985	Hewer	.	

OTHER PUBLICATIONS

David Kay catalog, Apr. 1, 1987, p. 28, Scarecrow, located at bottom right corner of page.

Primary Examiner—A. Hugo Word
Assistant Examiner—Holly H. Baynham

[57] **CLAIM**

The ornamental design for the lawn figure for holding a garden hose, as shown and described.

DESCRIPTION

FIG. 1 is a front elevational view of the lawn figure for holding a garden hose showing our new design with the broken line showing of the hose and water spray being for illustrative purposes only and forming no part of the claimed design.

FIG. 2 is a rear elevational view thereof;

FIG. 3 is an enlarged left side elevational view thereof;

FIG. 4 is an enlarged right side elevational view thereof;

FIG. 5 is an enlarged top plan view thereof;

FIG. 6 is an enlarged bottom plan view thereof; and,

FIG. 7 is a perspective view thereof.

1 Claim, 4 Drawing Sheets

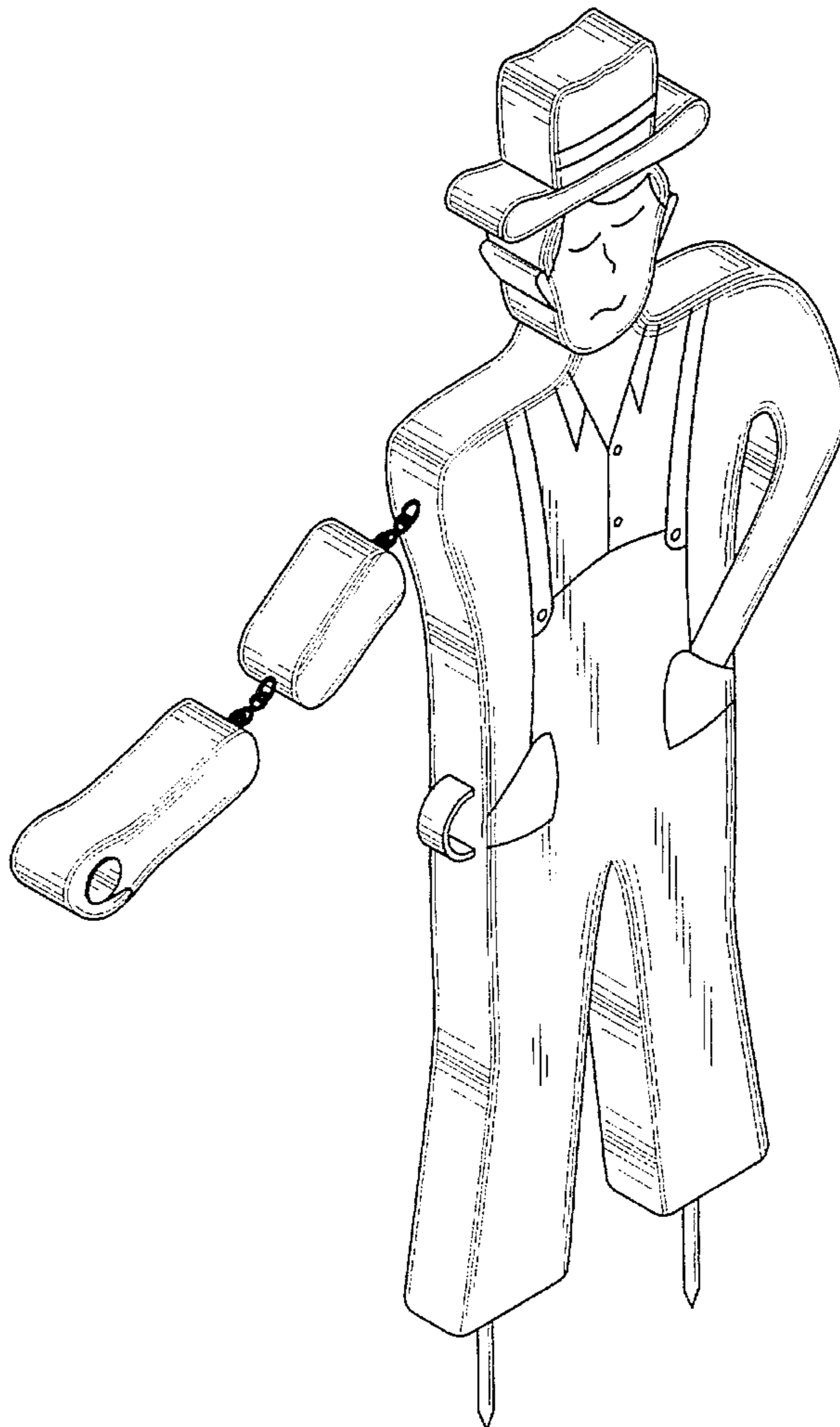


FIG. 1

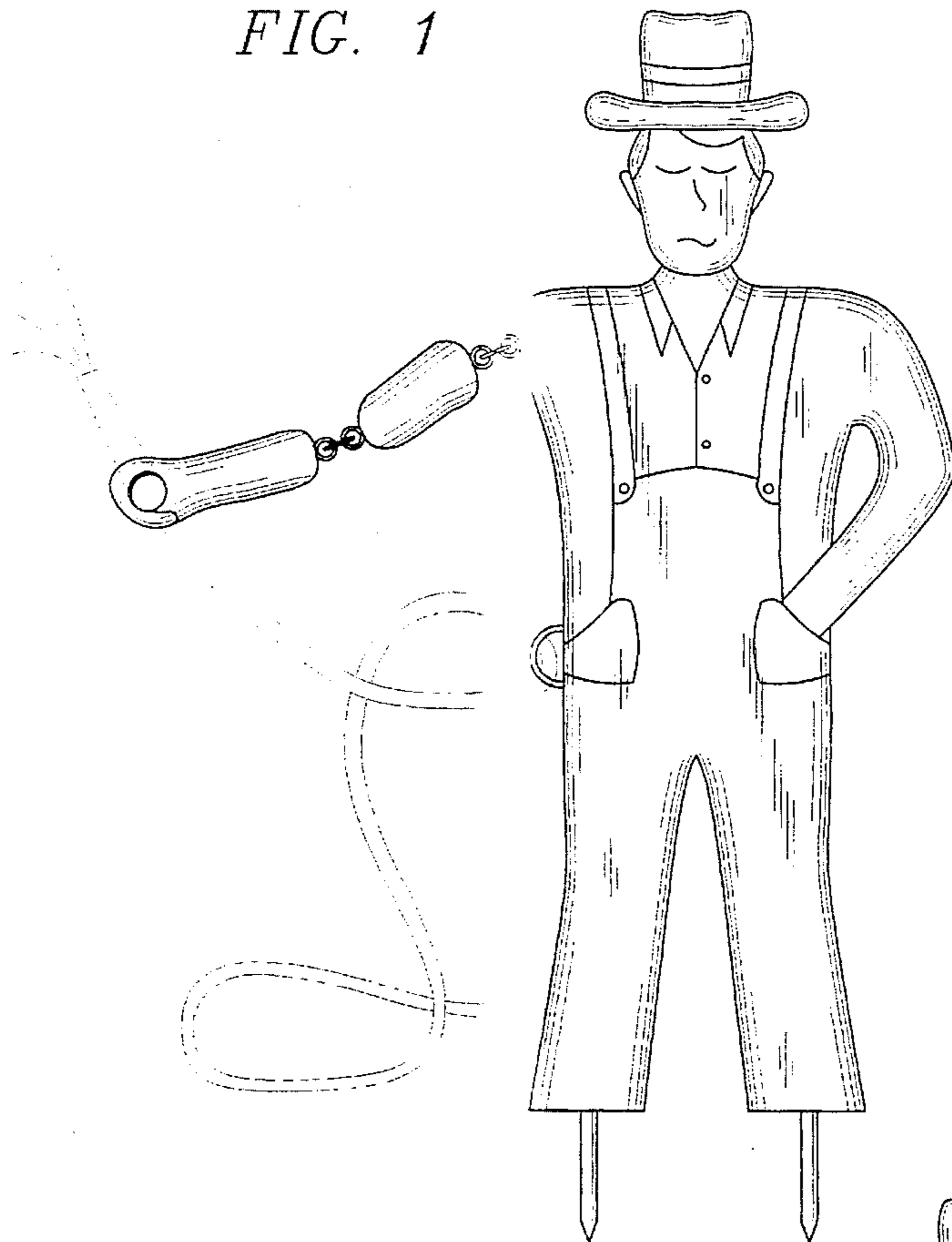


FIG. 2

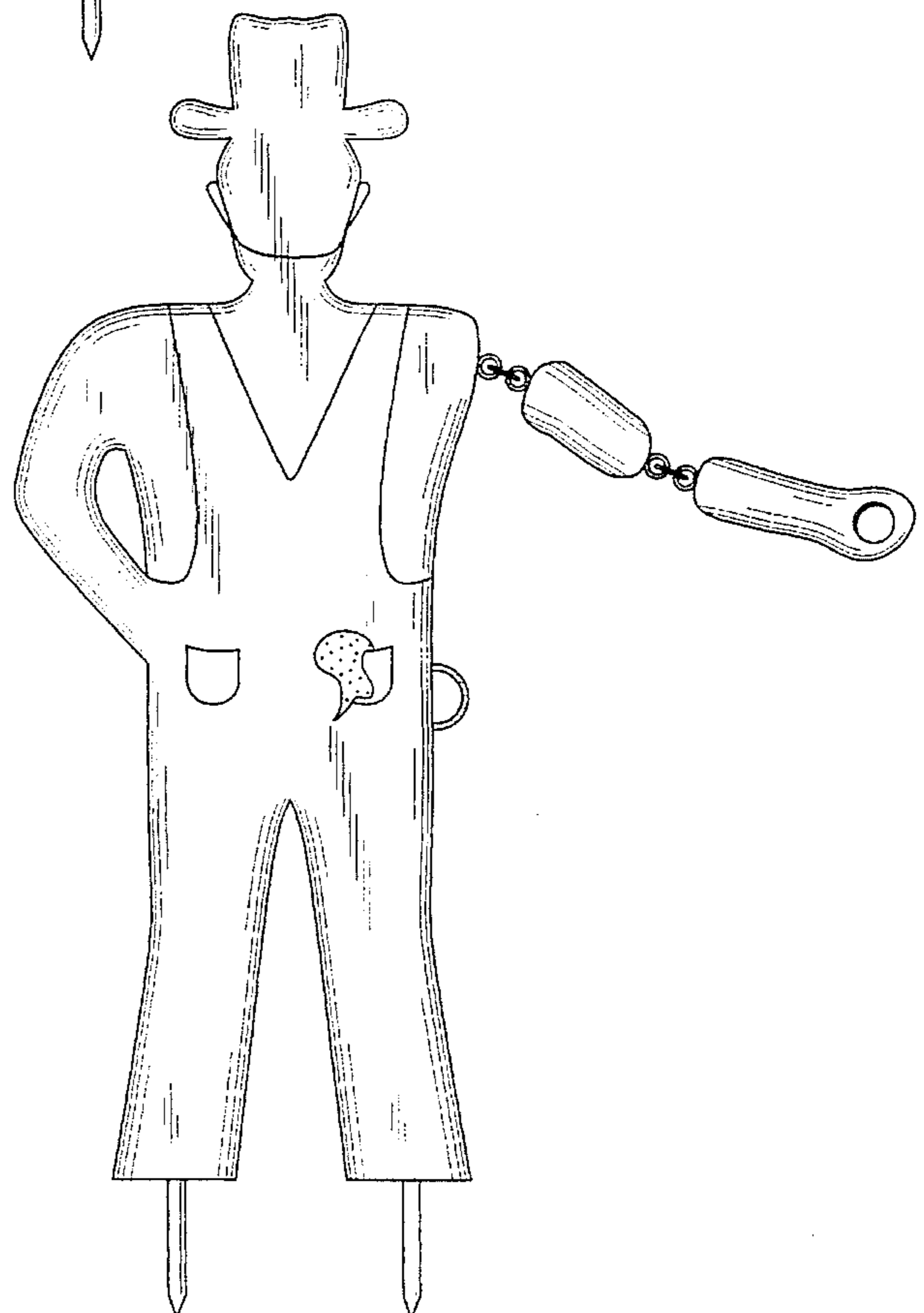


FIG. 3

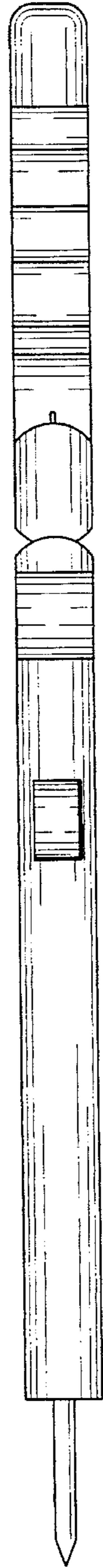


FIG. 4

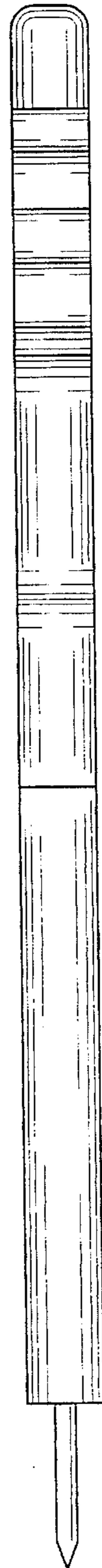


FIG. 6



FIG. 5

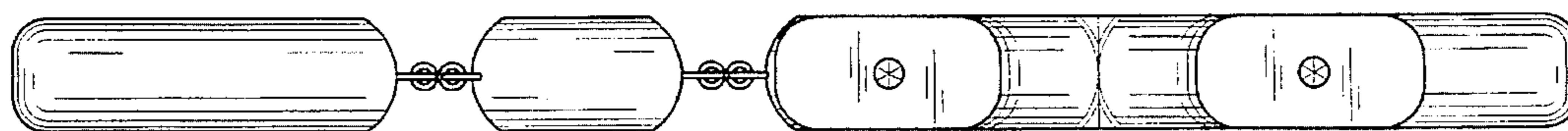


FIG. 7

