



US00D363392S

# United States Patent [19] Paus

[11] Patent Number: **Des. 363,392**

[45] Date of Patent: **\*\*Oct. 24, 1995**

[54] **DRESSER**

D. 255,071 5/1980 Adkinson ..... D6/438

[75] Inventor: **Michael J. Paus**, High Point, N.C.

### OTHER PUBLICATIONS

[73] Assignee: **Universal Furniture Industries, Inc.**,  
High Point, N.C.

*Progressine Furniture Inc.* ©1991, tables on page.

[\*\*] Term: **14 Years**

*Primary Examiner*—Carmen H. Vales-Lado  
*Attorney, Agent, or Firm*—Edgar A. Zarins; Malcolm L. Sutherland

[21] Appl. No.: **20,416**

### [57] CLAIM

[22] Filed: **Mar. 25, 1994**

The ornamental design for a dresser, as shown and described.

[52] U.S. Cl. .... **D6/439**

[58] Field of Search ..... D6/432-448; 312/204

### DESCRIPTION

### [56] References Cited

FIG. 1 is a perspective view of a dresser showing our new design;

#### U.S. PATENT DOCUMENTS

- D. 170,021 7/1953 Herrmann ..... D6/439
- D. 179,379 12/1956 Dailey ..... D6/439 X
- D. 183,787 10/1958 Carter et al. .... D6/439
- D. 185,769 7/1959 Meer ..... D6/445
- D. 248,808 8/1978 Offredi ..... D6/438
- D. 249,424 9/1978 Brown ..... D6/434

FIG. 2 is a front elevational view thereof;

FIG. 3 is a top plan view thereof; and,

FIG. 4 is a left side elevational view as seen when in use, the opposite side being a mirror image thereof.

**1 Claim, 3 Drawing Sheets**



Fig-1








Fig-2

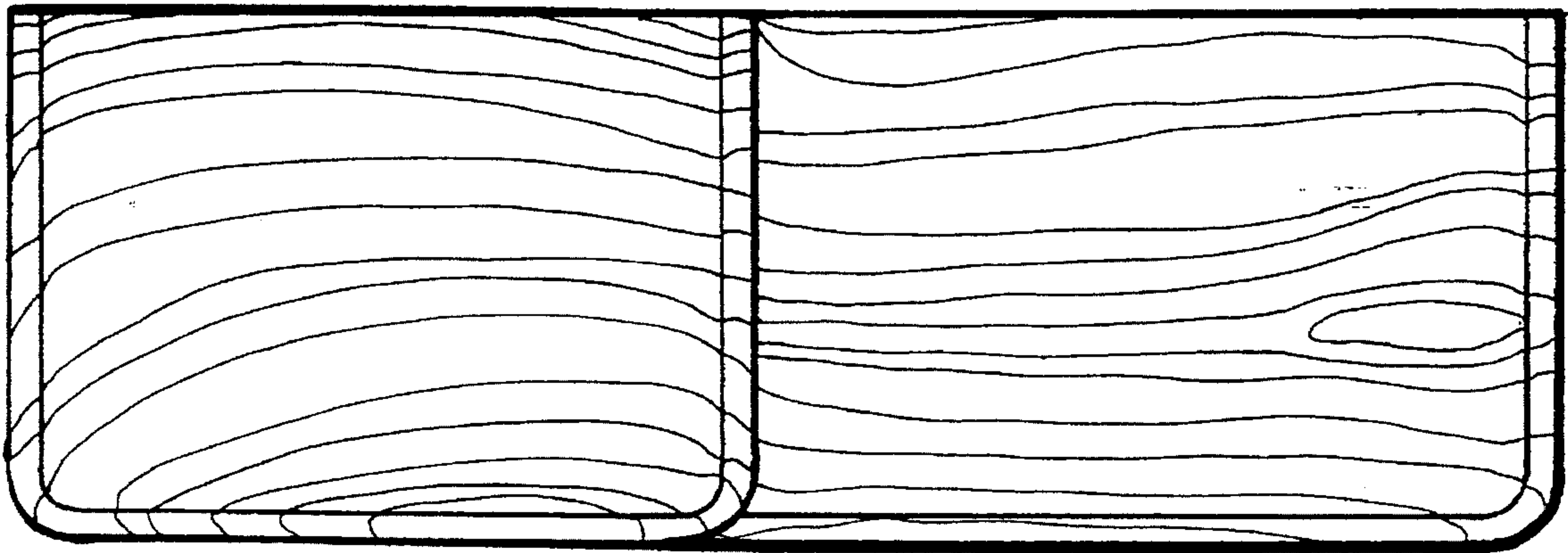


Fig-3

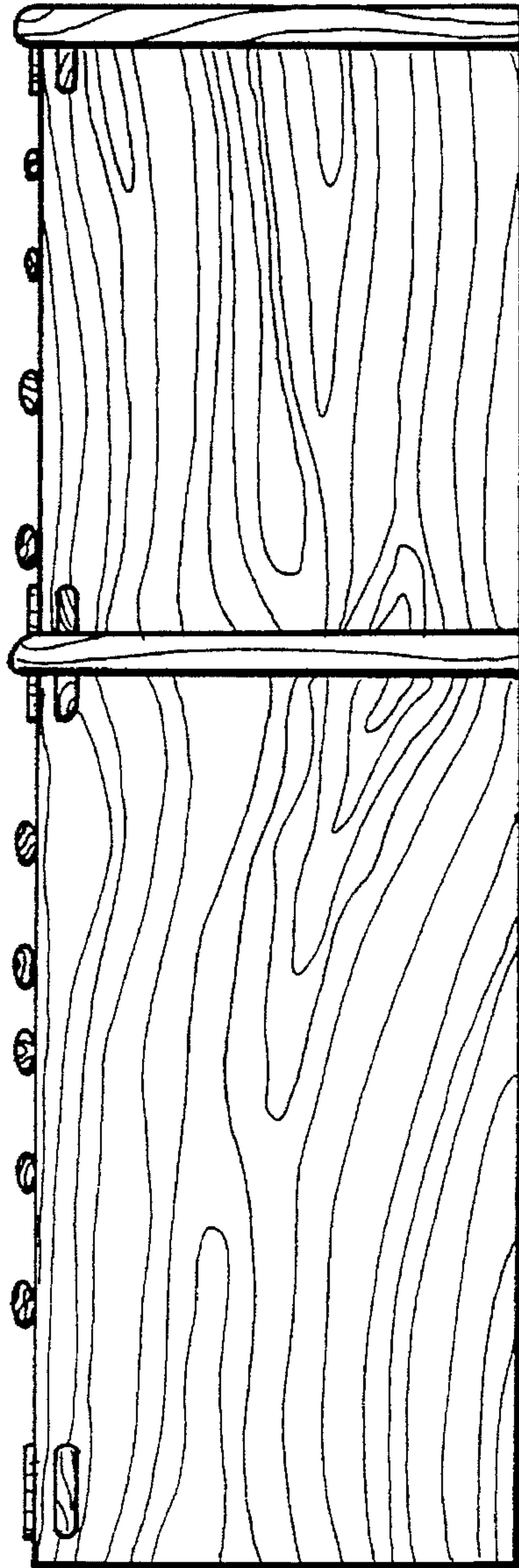


Fig-4