



US00D363390S

United States Patent [19] Bison

[11] Patent Number: **Des. 363,390**

[45] Date of Patent: ****Oct. 24, 1995**

[54] **CLOTHES RACK HANGER ARM**
[76] Inventor: **Jerome W. Bison**, 17 Marlboro La.,
Bell Canyon, Calif. 91307

[**] Term: **14 Years**

[21] Appl. No.: **3,253**

[22] Filed: **Jan. 4, 1993**

[52] U.S. Cl. **D6/411; D6/509**

[58] Field of Search D6/491, 509, 315,
D6/327, 328, 411, 410, 415, 429-431, 457,
467, 320; 211/13, 181, 123, 124, 105.1;
D8/380; 248/251

[56] **References Cited**

U.S. PATENT DOCUMENTS

D. 235,830	7/1975	Kollitz	D6/327
D. 278,106	3/1985	Green	D6/315 X
D. 337,493	7/1993	King	D6/411 X
D. 343,082	1/1994	Sayad	D6/491 X
650,680	5/1900	Heimann	211/181 X

3,212,647	10/1965	Meyer et al.	D6/315 X
3,317,055	5/1967	Roscicki	211/124
3,425,655	2/1969	Cogdill	211/123
4,548,328	10/1985	Bräuning	211/123 X
5,018,627	5/1991	Moore	211/123
5,022,538	6/1991	Richmond et al.	211/13 X

Primary Examiner—Jeffrey Asch
Attorney, Agent, or Firm—Roger A. Marrs

[57] **CLAIM**

The ornamental design for clothes rack hanger arm, as shown and described.

DESCRIPTION

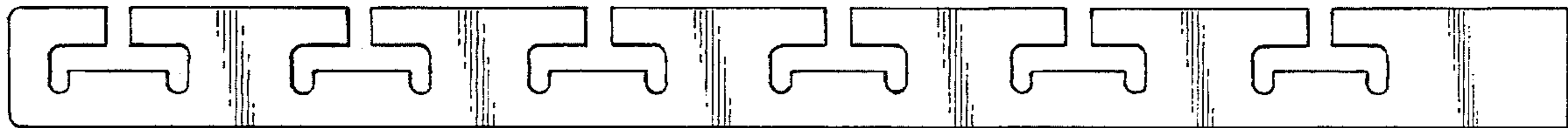
FIG. 1 is a side elevational view of my new design for a clothes rack hanger arm with its opposite side being a mirror image thereof;

FIG. 2 is a top plan view thereof;

FIG. 3 is a bottom plan view thereof; and,

FIG. 4 is an end elevational view, the opposite end being plain and unadorned.

1 Claim, 1 Drawing Sheet



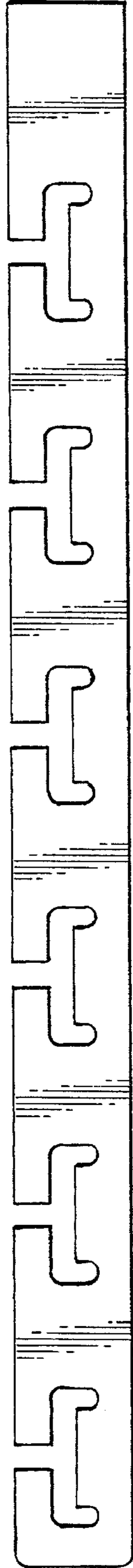


FIG. 1.



FIG. 2.



FIG. 3.

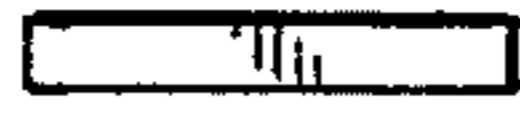


FIG. 4.