



US00D363387S

United States Patent [19]

[11] **Patent Number: Des. 363,387**

Potts

[45] **Date of Patent: **Oct. 24, 1995**

[54] **LOUVRE FOR VERTICAL BLIND**

[75] Inventor: **Kenneth J. Potts**, Hartlepool, England

[73] Assignee: **Sunmaster Blinds Limited**, England

[**] Term: **14 Years**

2,510,502 6/1950 Kress 160/38
 2,552,406 5/1951 Chartoff 49/77.1
 4,221,255 9/1980 Barkmeyer 160/38
 5,054,535 10/1991 Rozon 160/38
 5,168,913 12/1992 Haines 160/90
 5,329,155 6/1994 Bressler 160/236

FOREIGN PATENT DOCUMENTS

[21] Appl. No.: **19,786**

[22] Filed: **Mar. 11, 1994**

55431 12/1985 Canada .

Primary Examiner—Doris Clark
Attorney, Agent, or Firm—Larson & Taylor

[30] Foreign Application Priority Data

Sep. 13, 1993 [GB] United Kingdom 2033780

[52] **U.S. Cl.** **D6/380; D25/47**

[58] **Field of Search** **D25/47, 49, 138;**
D6/577, 580; 160/23.1, 24, 25, 32, 38,
230, 235, 236, 330, 348, 349, 130-131,
336, 900; 49/74.1, 92.1, 80.1, 79.1, 77.1

[57] CLAIM

The ornamental design of the louvre for vertical blind, as shown and described.

DESCRIPTION

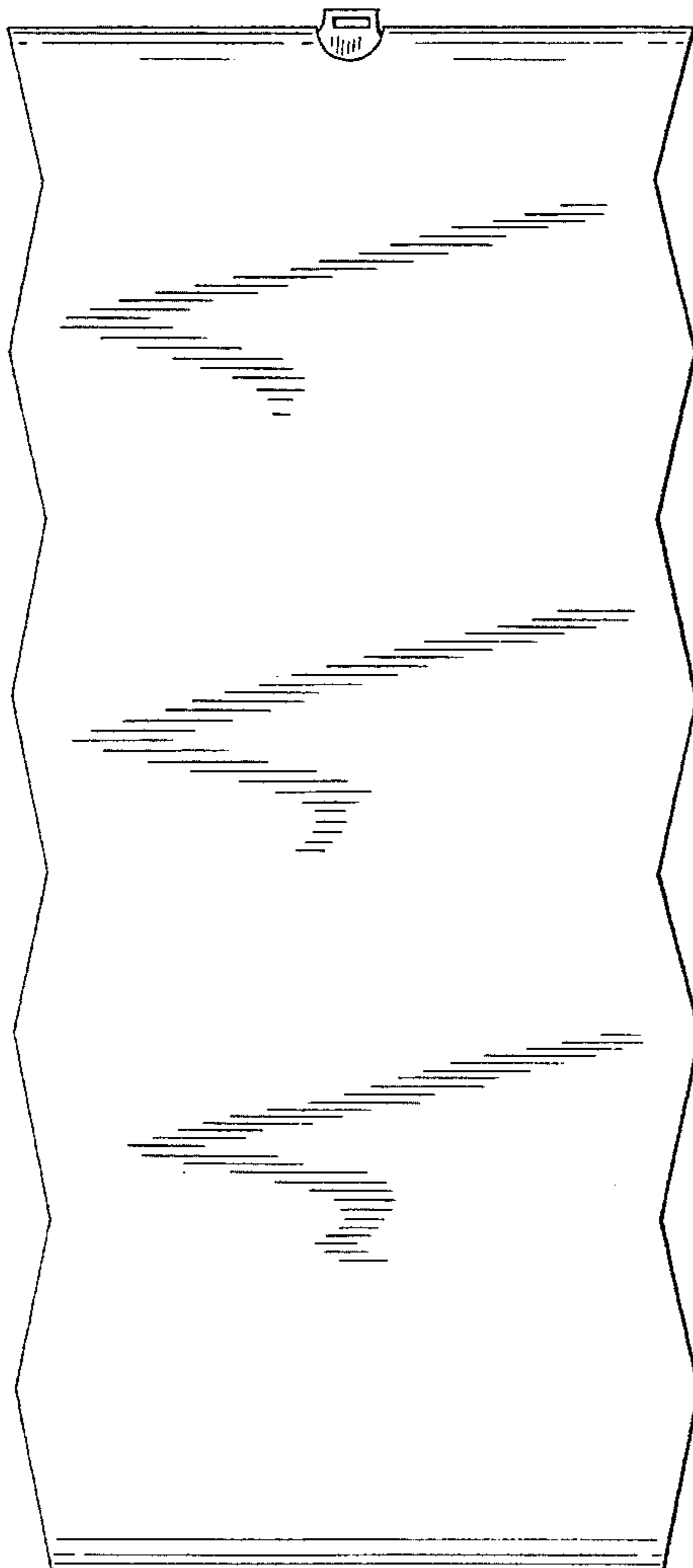
FIG. 1 is a front view of a louvre for vertical blind showing my design;
 FIG. 2 is a side view of the louvre for vertical blind; and,
 FIG. 3 is a rear view of the louvre for vertical blind.

[56] References Cited

U.S. PATENT DOCUMENTS

D. 342,324 12/1993 Underdahl D25/47
 D. 354,192 1/1995 Ross et al. D6/580

1 Claim, 2 Drawing Sheets



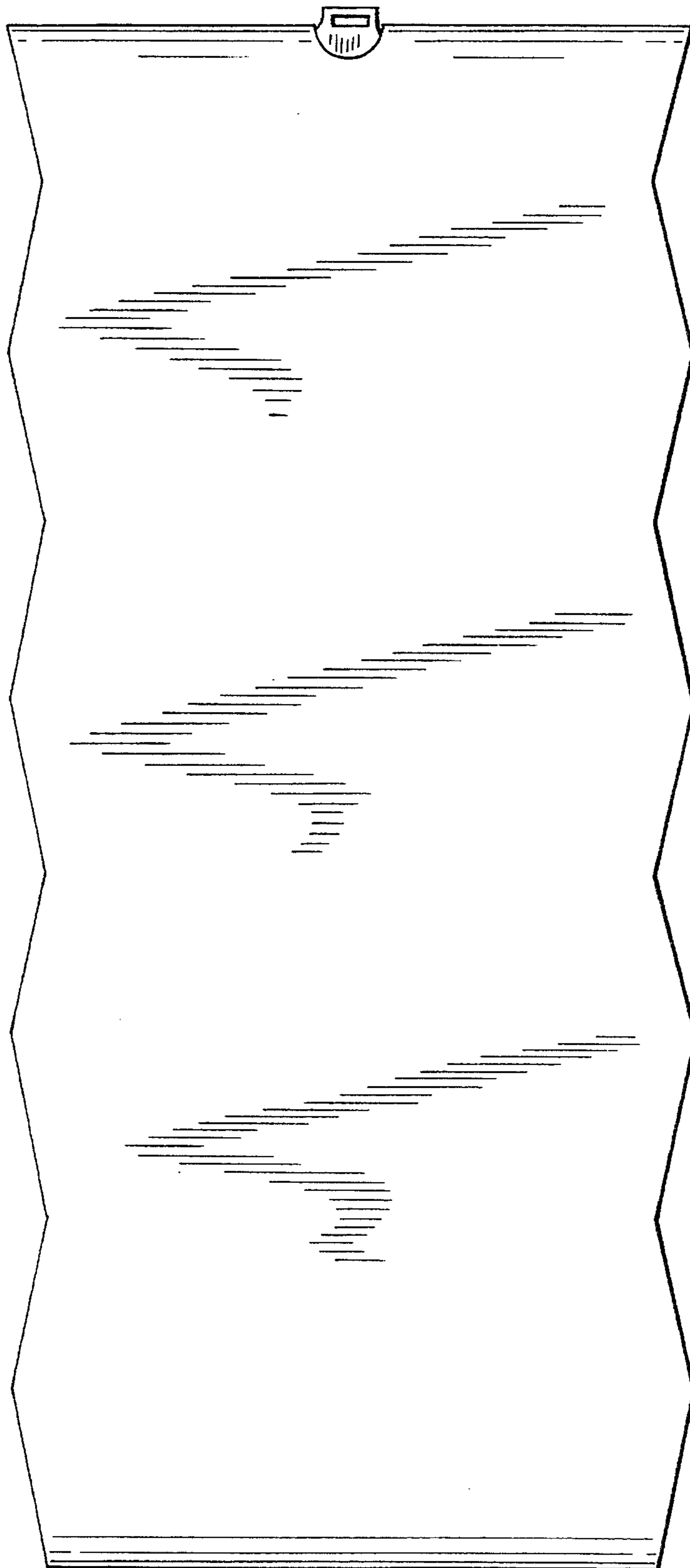


FIG. 1



FIG. 2

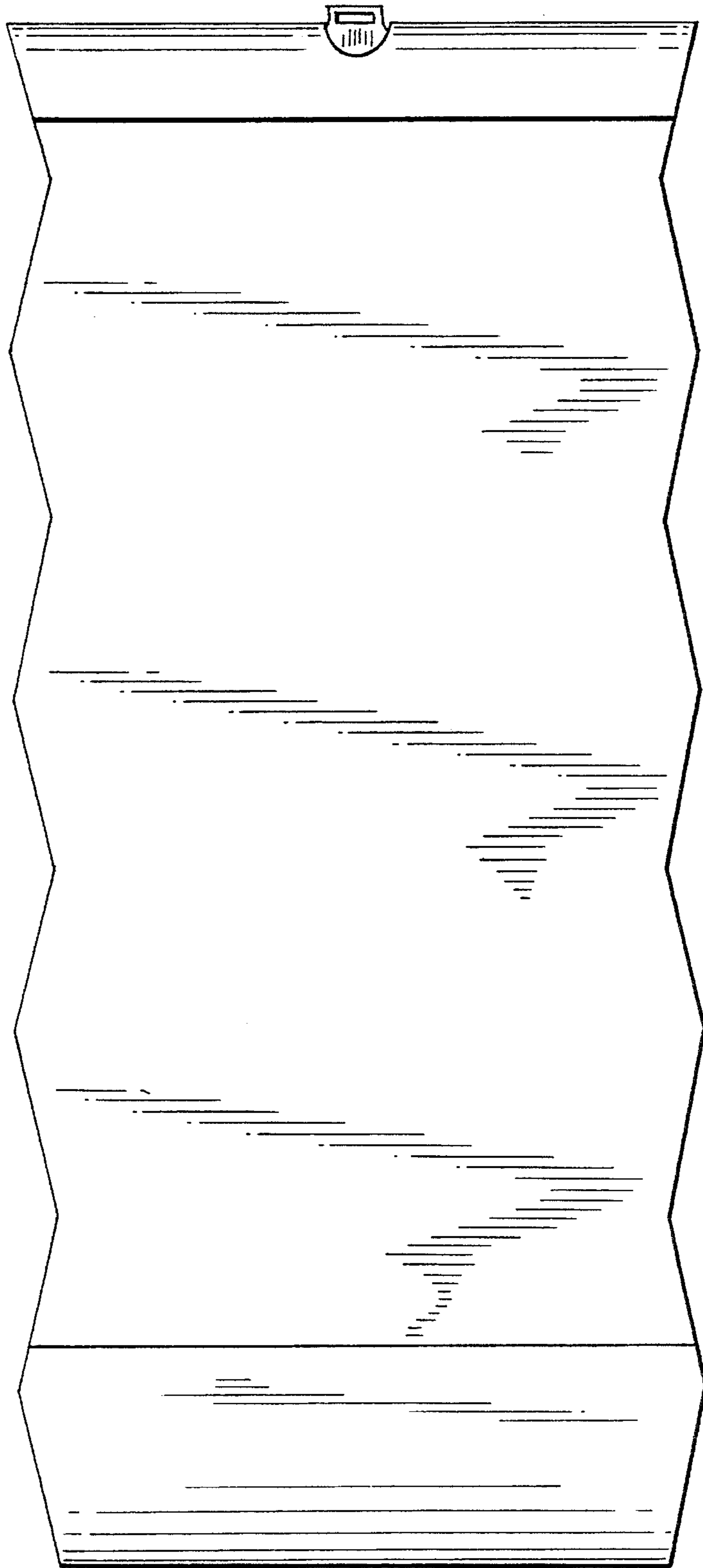


FIG. 3