



US00D363384S

United States Patent [19]
Grosfillex

[11] **Patent Number: Des. 363,384**

[45] **Date of Patent: **Oct. 24, 1995**

[54] **RECLINER ARMCHAIR**

[75] Inventor: **Raymond Grosfillex**, Oyonnax, France

[73] Assignee: **Grosfillex SARL**, Oyonnax, France

[**] Term: **14 Years**

[21] Appl. No.: **14,414**

[22] Filed: **Oct. 21, 1993**

[30] **Foreign Application Priority Data**

Apr. 26, 1993 [WO] WIPO DMA/002129

[52] **U.S. Cl.** **D6/368; D6/379**

[58] **Field of Search** **D6/334, 367, 368,**
D6/369, 370, 374, 375, 379, 380, 500,
501, 502; 297/31, 46, 447

[56] **References Cited**

U.S. PATENT DOCUMENTS

D. 27,597	8/1897	Kendall	D6/369
D. 281,933	12/1985	Deconinck	D6/368
D. 288,870	3/1987	Biscarini	D6/368
D. 331,668	12/1992	van de Ven	D6/368
D. 335,776	5/1993	Lamalle	D6/368
D. 339,004	9/1993	Grosfillex	.	
D. 347,745	6/1994	Grosfillex	D6/379
D. 354,179	1/1995	Greene	D6/379
D. 354,860	1/1995	Grosfillex	D6/379

OTHER PUBLICATIONS

Schöner Wohnen, Apr. 1985, p. 202-E, Chair at bottom right.

Weekley Home Furnishing Newspaper, Aug. 15, 1988, p. 21, chair at top left.

Bloomington, p. 15 chair at top right.

Washington Post Magazine, Woodward & Lothrop Ad, Apr. 24, 1983, p. 50 chair at mid-page left.

Schöner Wohnen, May 1984, p. 280-F, chair at left.

Weekly Home Furn. Newspaper, Sep. 26, 1988, p. 34, chair at bottom right.

Primary Examiner—Alan P. Douglas

Assistant Examiner—Gary D. Watson

Attorney, Agent, or Firm—Dowell & Dowell

[57] **CLAIM**

The ornamental design for a recliner armchair, as shown and described.

DESCRIPTION

FIG. 1 is a front perspective view of a recliner armchair showing my new design;

FIG. 2 is a front elevational view thereof;

FIG. 3 is a rear elevational view thereof;

FIG. 4 is a left side view thereof;

FIG. 5 is a right side view thereof;

FIG. 6 is a top plan view thereof; and,

FIG. 7 is a bottom plan view thereof.

1 Claim, 7 Drawing Sheets






FIG. 1




FIG. 2




FIG. 3



FIG. 4



FIG. 5




FIG. 6




FIG. 7