



US00D363364S

**United States Patent** [19]  
**Newman**

[11] **Patent Number: Des. 363,364**  
[45] **Date of Patent: \*\*Oct. 17, 1995**

[54] **COMB**  
[76] Inventor: **Marvin Newman**, 605 Park La.,  
Cedarhurst, N.Y. 11516  
[\*\*] Term: **14 Years**  
[21] Appl. No.: **28,446**  
[22] Filed: **Sep. 15, 1994**  
[52] U.S. Cl. .... **D28/28; D28/30; D28/31;**  
D30/159  
[58] **Field of Search** ..... D28/21-34, 7,  
D28/10, 20; D30/159; 132/212, 207, 208,  
219, 125, 126, 141, 142, 148-150, 159,  
160; D4/136, 138; D32/35, 40, 46, 49;  
119/86, 92-94; 15/236.08

5,349,971 9/1994 Player ..... 132/213 X

**FOREIGN PATENT DOCUMENTS**

2503550 10/1982 France ..... 132/219  
3615870 11/1987 Germany ..... 132/212

*Primary Examiner*—Ted Shooman  
*Assistant Examiner*—C. Tuttle  
*Attorney, Agent, or Firm*—Charles E. Baxley

[56] **References Cited**  
**U.S. PATENT DOCUMENTS**

D. 258,541 3/1981 Featherstone ..... D28/28 X  
1,058,705 4/1913 Guttinger ..... 119/93  
3,491,725 1/1970 Maniscalco ..... 119/86  
5,231,999 8/1993 Schroettner ..... 132/161 X

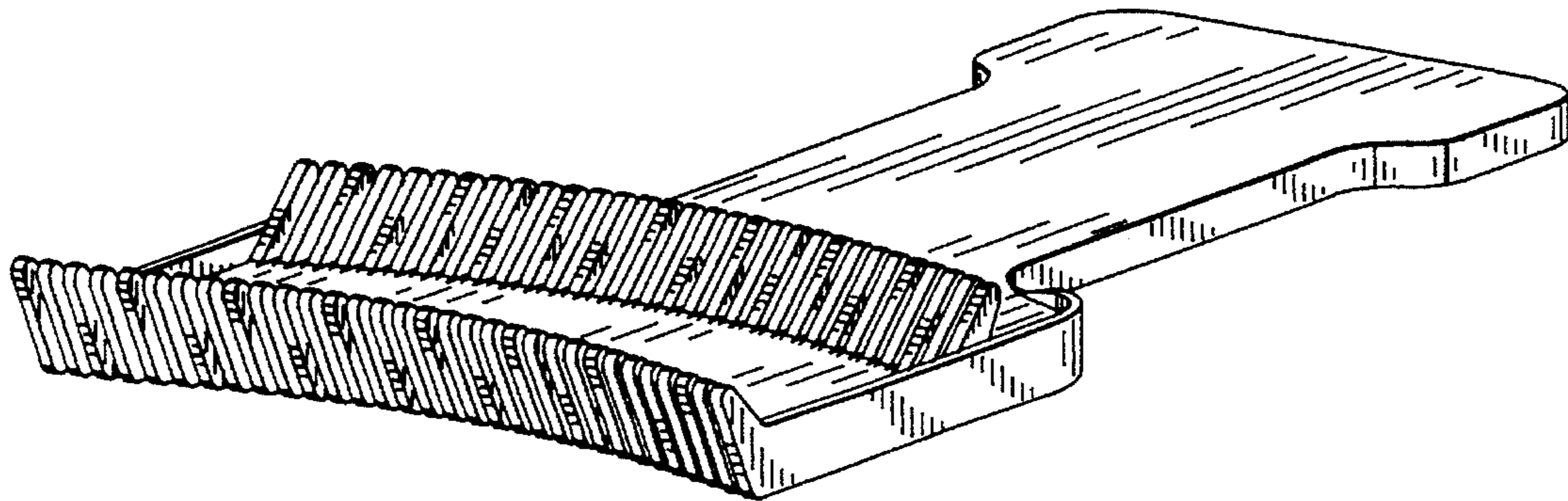
[57] **CLAIM**

The ornamental design for a comb, as shown and described.

**DESCRIPTION**

FIG. 1 is a perspective view showing a comb according to my new design;  
FIG. 2 is a top plan view thereof;  
FIG. 3 is a left side elevational view thereof, the right side elevational view thereof being a mirror image of FIG. 3;  
FIG. 4 is a bottom plan view thereof;  
FIG. 5 is a front end elevational view thereof; and,  
FIG. 6 is a rear end elevational view thereof.

**1 Claim, 2 Drawing Sheets**



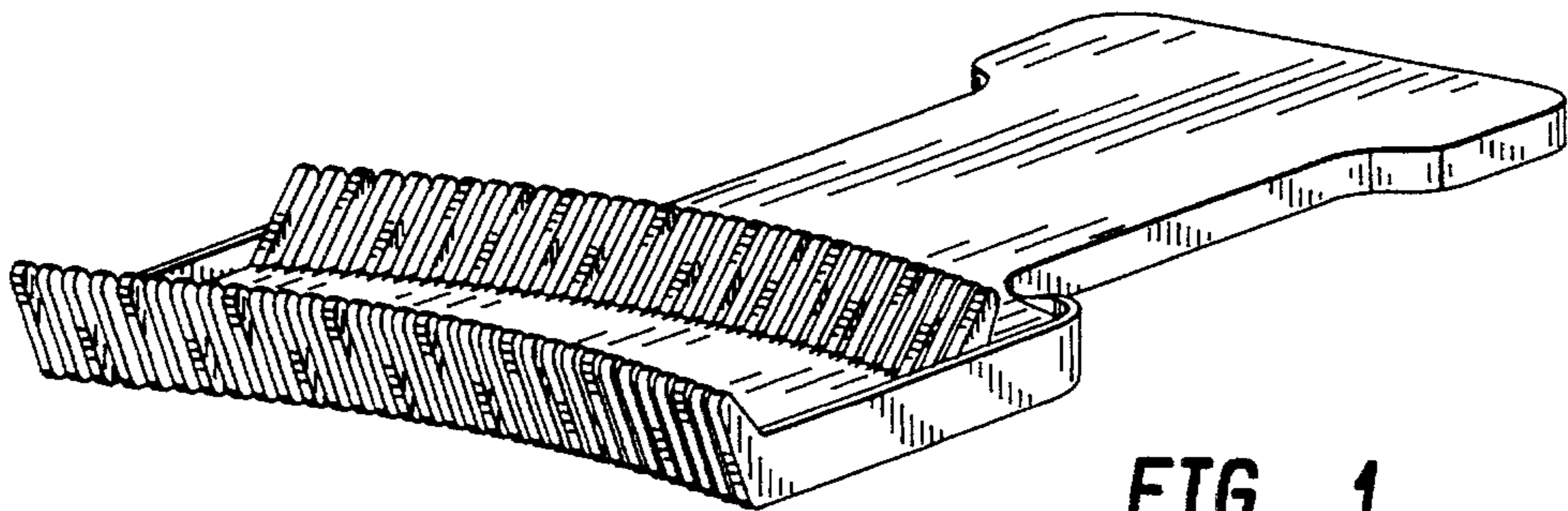


FIG. 1

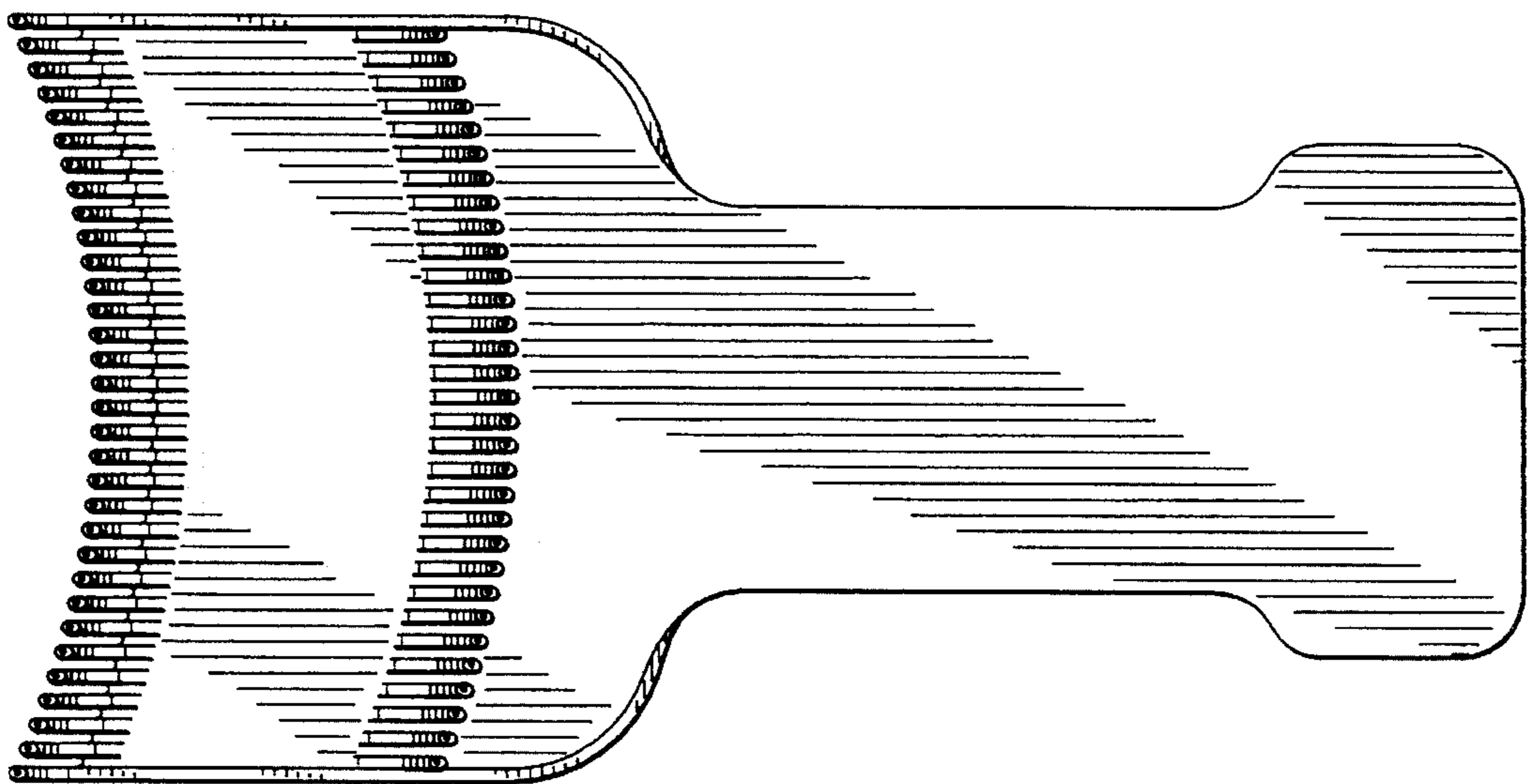


FIG. 2

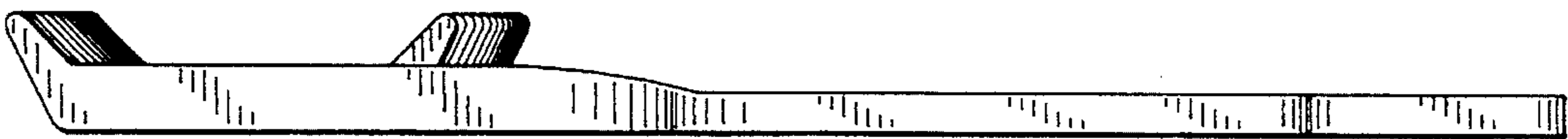


FIG. 3

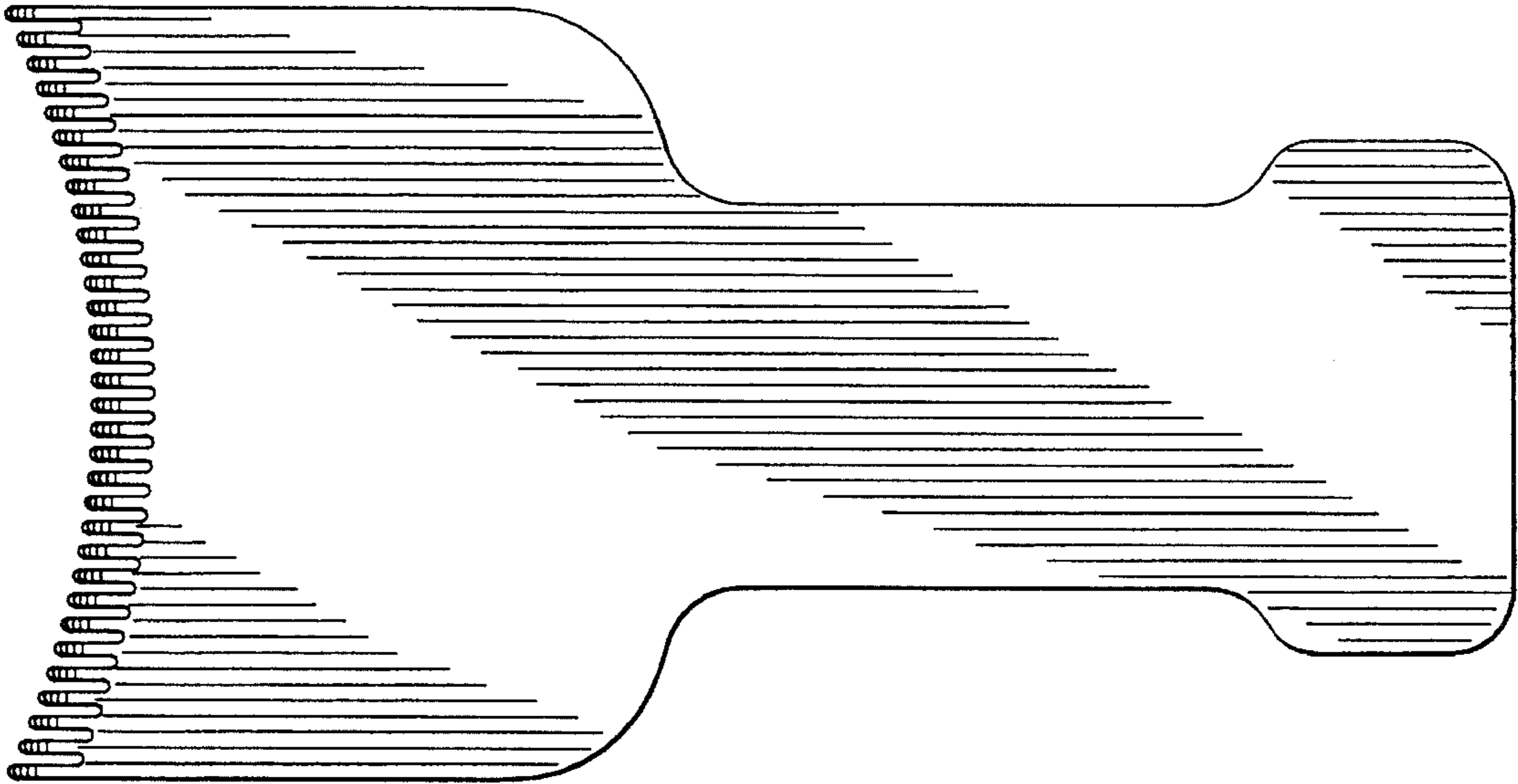


FIG. 4




FIG. 5



FIG. 6