



US00D363324S

United States Patent [19] Krause

[11] **Patent Number: Des. 363,324**
[45] **Date of Patent: **Oct. 17, 1995**

[54] **TRACK FOR PET EXERCISE BALL**

[75] Inventor: **Robert C. Krause**, Arlington Heights, Ill.

[73] Assignee: **Pets International, Ltd.**, Arlington Heights, Ill.

[**] Term: **14 Years**

[21] Appl. No.: **18,337**

[22] Filed: **Feb. 3, 1994**

[52] U.S. Cl. **D21/143; D9/455**

[58] **Field of Search** D21/141.1, 142, D21/143; 446/26, 28, 168, 444, 446; D9/455; D30/160; 273/109-117, DIG. 19, 86 B; 238/10 E

[56] **References Cited**

U.S. PATENT DOCUMENTS

D. 177,495	4/1956	Di Stasi	D21/143
D. 190,088	4/1961	Tilli	D21/143
D. 220,572	4/1971	Rosenberg	D30/160

D. 309,571	7/1990	Lehman	D9/455
D. 318,805	8/1991	Imeson	D9/455
3,185,479	5/1965	Ortega	273/109
3,587,190	6/1971	Ashton	446/168
4,726,515	2/1988	Bolli et al.	446/444
5,273,436	12/1993	Lord et al.	446/168

Primary Examiner—Ted Shooman
Assistant Examiner—R. Barkai
Attorney, Agent, or Firm—Douglas B. White

[57] **CLAIM**

The ornamental design for a track for pet exercise ball, as shown and described.

DESCRIPTION

FIG. 1 is a top view of the track;
FIG. 2 is a side elevational view of the track, the side opposite being a mirror image;
FIG. 3 is an end elevational view of the track, the side opposite being a mirror image;
FIG. 4 is a bottom view of the track; and,
FIG. 5 is a perspective view of the track.

1 Claim, 2 Drawing Sheets

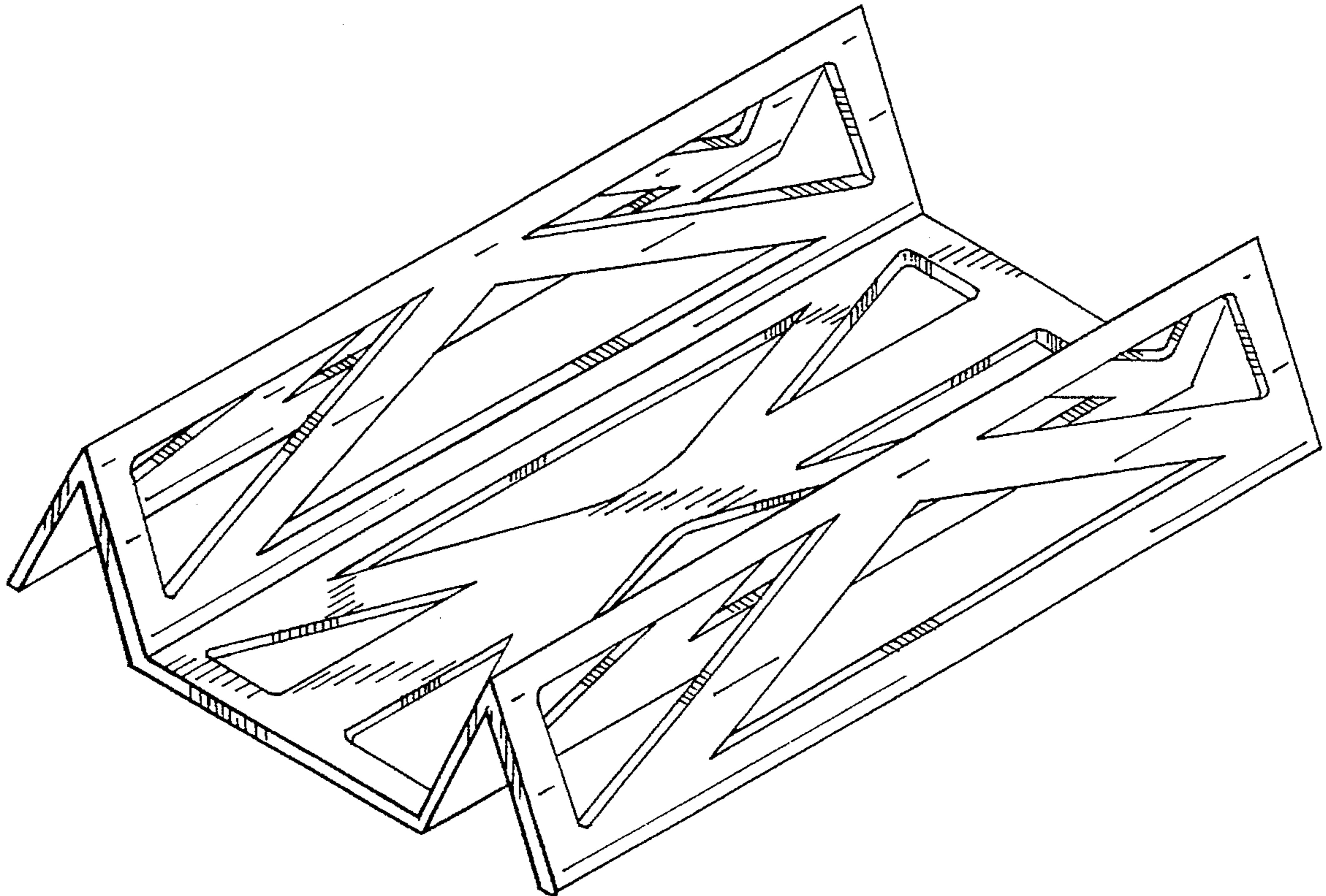


FIG. 1

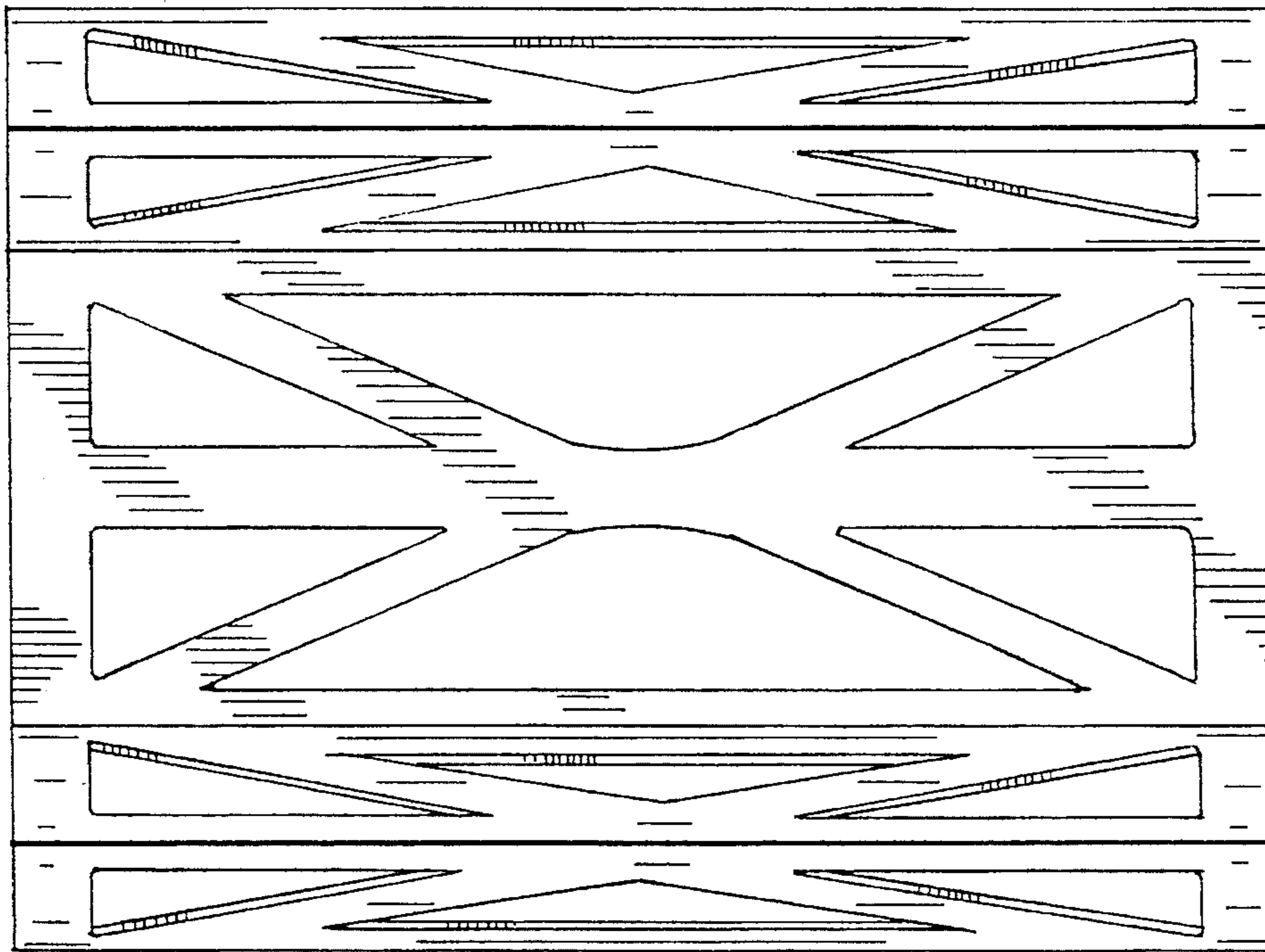


FIG. 2

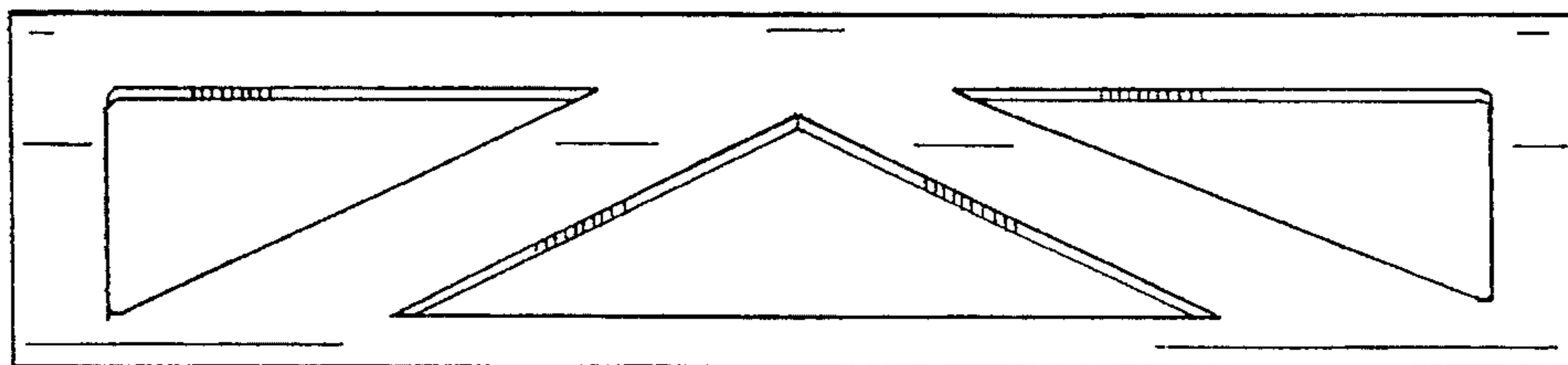


FIG. 3



FIG. 4

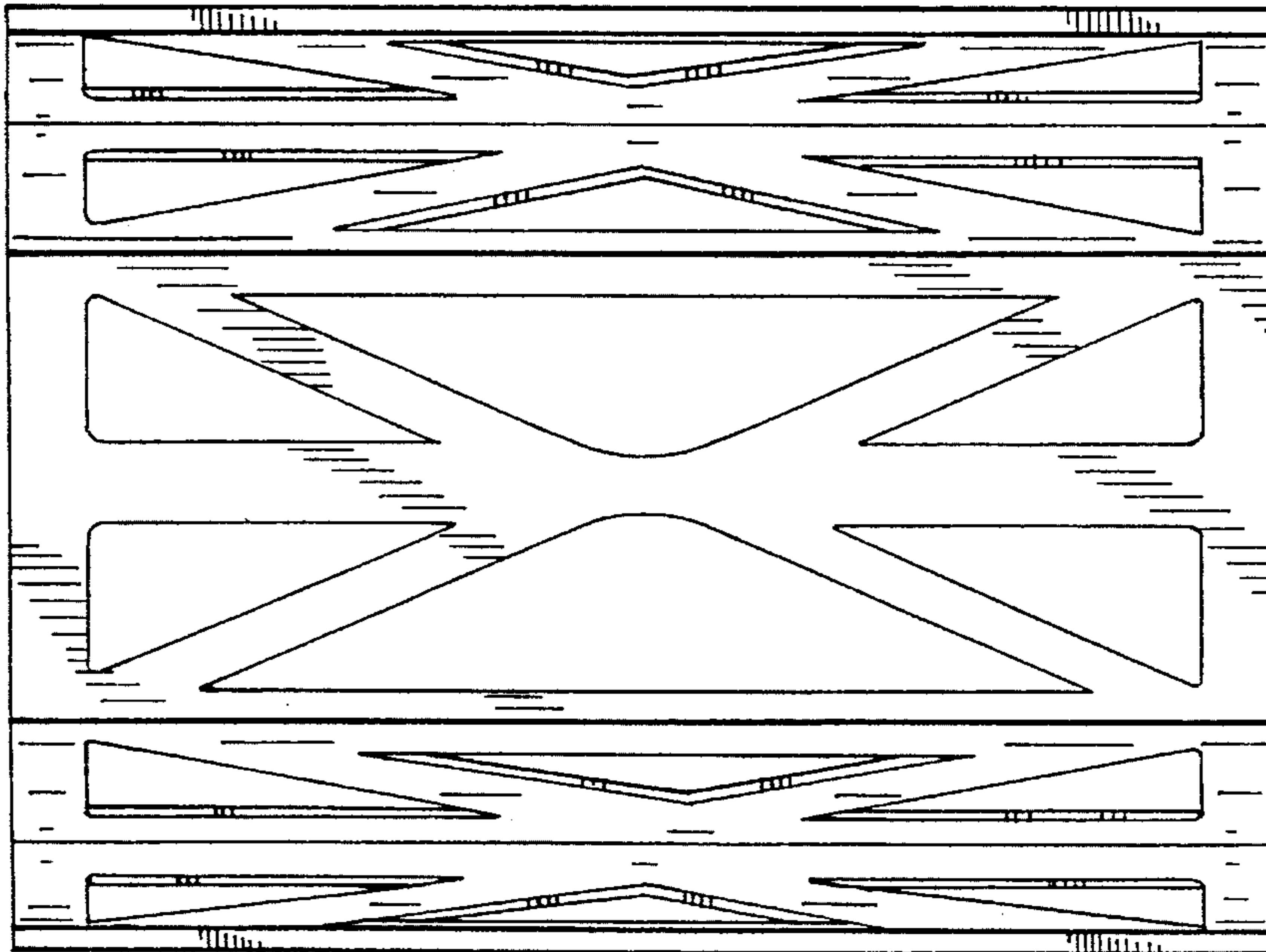


FIG. 5

