



US00D363310S

# United States Patent [19] Oka

[11] Patent Number: **Des. 363,310**

[45] Date of Patent: **\*\*Oct. 17, 1995**

[54] **SHAFT FOR A WRITING INSTRUMENT**

[75] Inventor: **Shigeo Oka**, Tokyo, Japan

[73] Assignee: **Pentel Kabushiki Kaisha**, Japan

[\*\*] Term: **14 Years**

[21] Appl. No.: **18,917**

[22] Filed: **Feb. 17, 1994**

[30] **Foreign Application Priority Data**

Aug. 23, 1993 [JP] Japan ..... 5-25530

[52] **U.S. Cl.** ..... **D19/55; D19/51; D19/99**

[58] **Field of Search** ..... **D19/35, 36, 41-51, D19/54-58, 81-85; 401/6, 7, 88**

[56] **References Cited**

**U.S. PATENT DOCUMENTS**

D. 338,915	8/1993	Willat	.....	D19/55 X
D. 350,562	9/1994	Muliterno	.....	D19/48
1,376,115	4/1921	Record	.....	401/6
1,395,793	11/1921	Broschart	.....	401/6
2,173,451	9/1939	Lorber	.....	401/6

**FOREIGN PATENT DOCUMENTS**

0546632	3/1932	Germany	.....	401/6
---------	--------	---------	-------	-------

*Primary Examiner*—Martie Thompson  
*Attorney, Agent, or Firm*—Adams & Wilks

[57] **CLAIM**

The ornamental design for a shaft for a writing instrument, as shown and described.

**DESCRIPTION**

FIG. 1 is a front elevational view of a shaft for a writing instrument showing my new design with the grip members in a first arrangement;

FIG. 2 is a left side elevational view thereof;

FIG. 3 is a rear elevational view thereof;

FIG. 4 is a right side elevational view thereof;

FIG. 5 is a top plan view thereof;

FIG. 6 is a bottom plan view thereof;

FIG. 7 is a side view thereof illustrating the use thereof in a writing instrument;


FIG. 8 is a front view thereof with the grip members in a second arrangement;

FIG. 9 is a front view thereof with the grip members in a third arrangement; and,

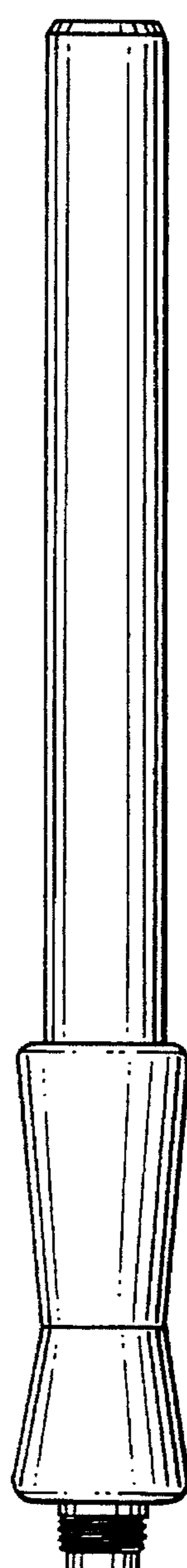
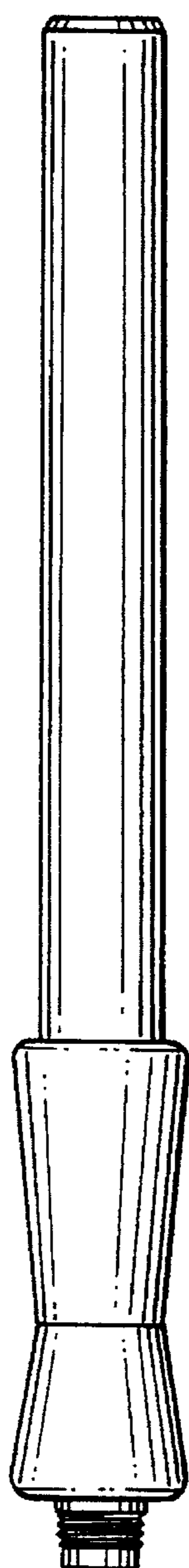
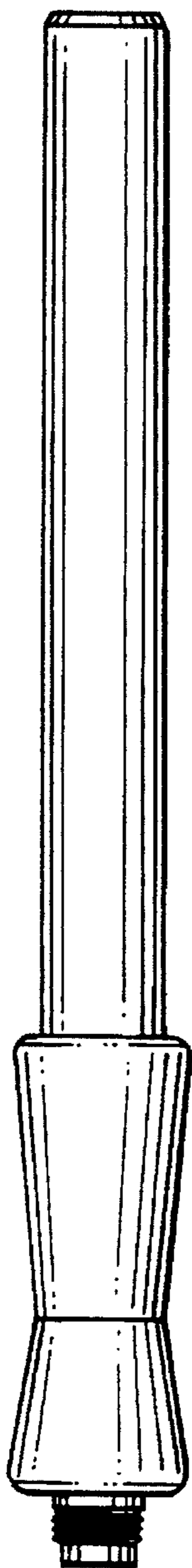

FIG. 10 is a front view thereof with the grip members in a fourth arrangement.

The broken line showing of a writing instrument in FIG. 7 is environmental only and forms no part of the claimed design.

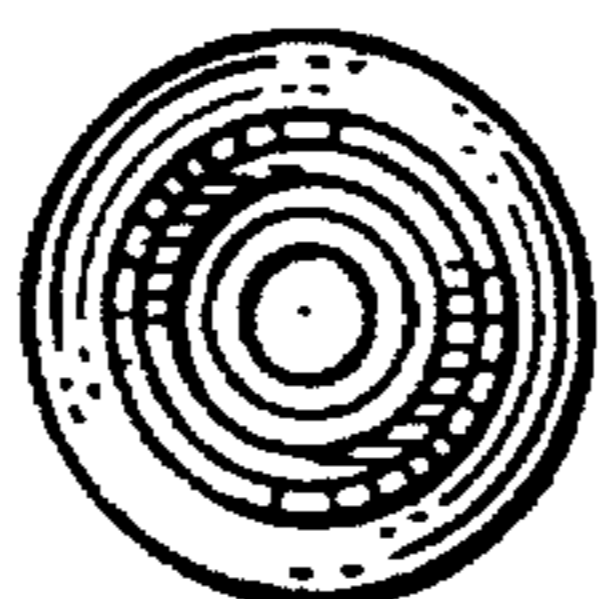
**1 Claim, 2 Drawing Sheets**



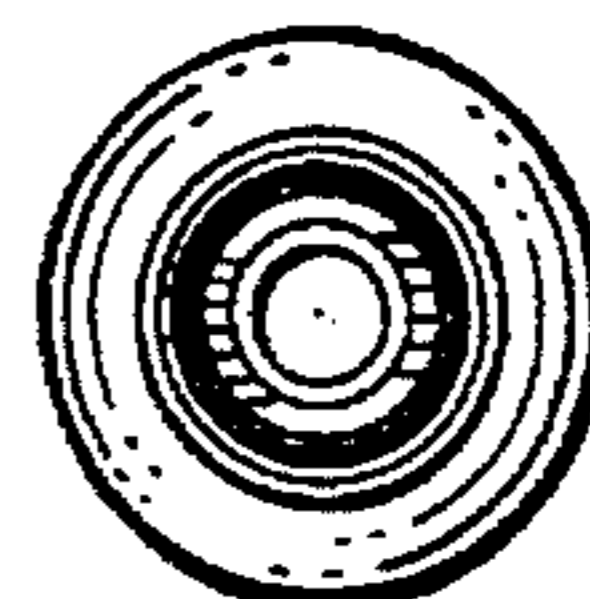
**FIG. 1 FIG. 2 FIG. 3 FIG. 4**



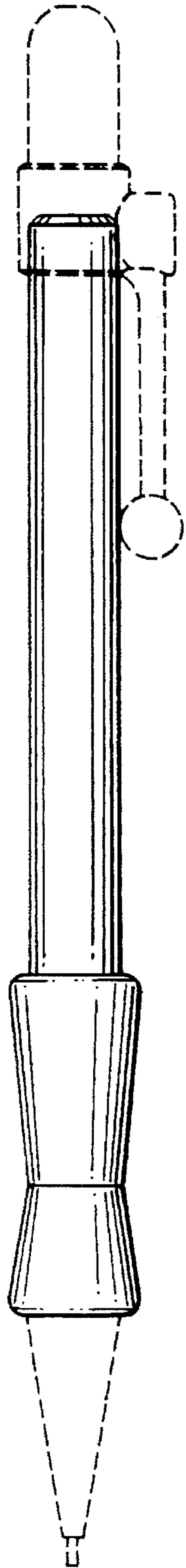
**FIG. 5**



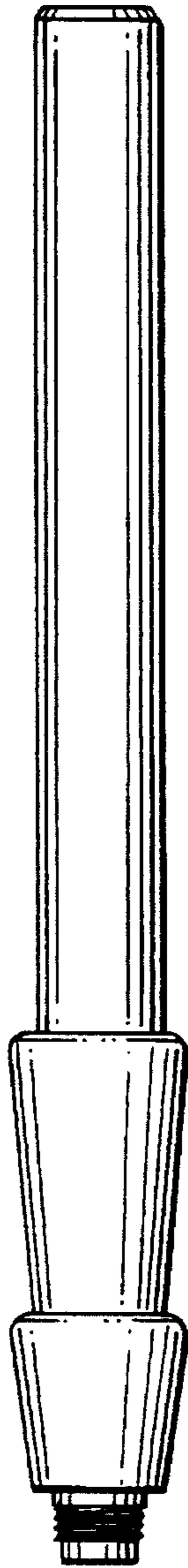
**FIG. 6**



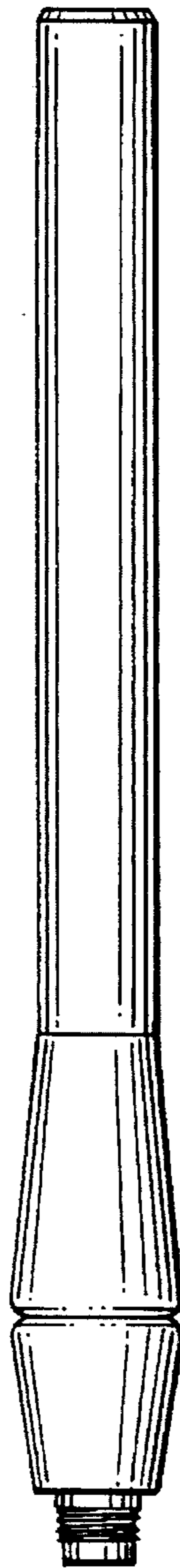
**FIG. 7**



**FIG. 8**



**FIG. 9**



**FIG. 10**

