



US00D363302S

**United States Patent** [19]  
**Conway**

[11] **Patent Number: Des. 363,302**

[45] **Date of Patent: \*\*Oct. 17, 1995**

[54] **TEMPLE FOR EYEWEAR**

[75] Inventor: **Simon M. Conway**, Lima, N.Y.

[73] Assignee: **Bausch & Lomb Incorporated**,  
Rochester, N.Y.

[\*\*] Term: **14 Years**

[21] Appl. No.: **30,412**

[22] Filed: **Oct. 28, 1994**

[52] U.S. Cl. .... **D16/335**

[58] **Field of Search** ..... D16/309, 311,  
D16/313-330, 335, 336, 339, 900; 351/111,  
119, 44, 121, 123, 157, 158

[56] **References Cited**

**U.S. PATENT DOCUMENTS**

- D. 66,350 1/1925 Cozzens ..... D16/335
- D. 71,549 11/1926 Dunkelsberg ..... D16/335

- D. 75,861 7/1928 Nerney ..... D16/335
- D. 149,634 5/1948 Hansen ..... D16/335
- D. 323,333 1/1992 Jannard et al. .... D16/314
- D. 327,284 6/1992 Simioni ..... D16/314

*Primary Examiner*—Terry A. Wallace  
*Assistant Examiner*—R. Barkai  
*Attorney, Agent, or Firm*—Salvatore P. Pace

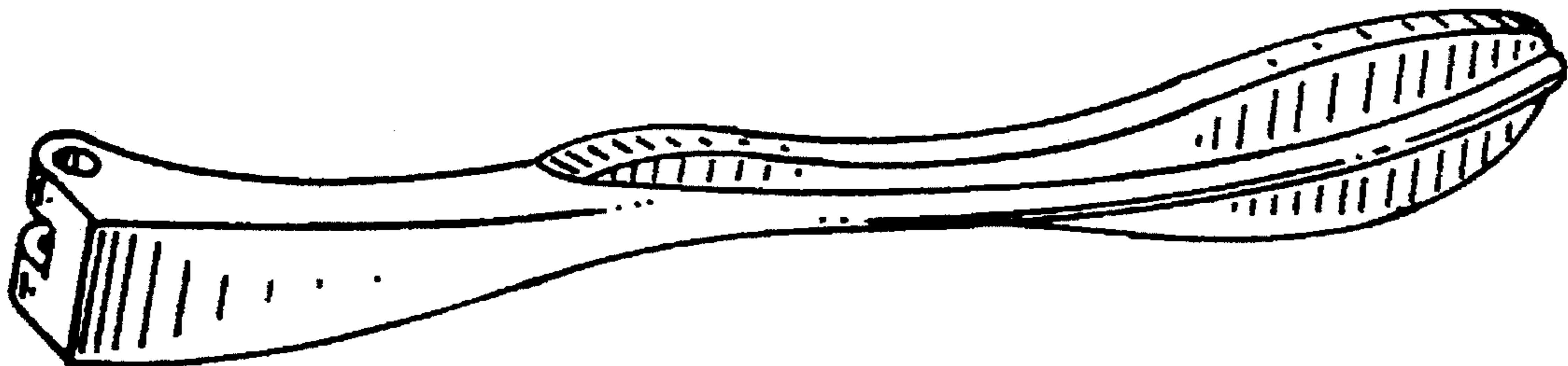
[57] **CLAIM**

The ornamental design for a temple for eyewear, as shown and described.

**DESCRIPTION**

FIG. 1 is a right side view of a temple for eyewear;  
FIG. 2 is a left side view thereof;  
FIG. 3 is a bottom view thereof;  
FIG. 4 is a top view thereof; and,  
FIG. 5 is a right front perspective view thereof.

**1 Claim, 1 Drawing Sheet**






FIG. 3

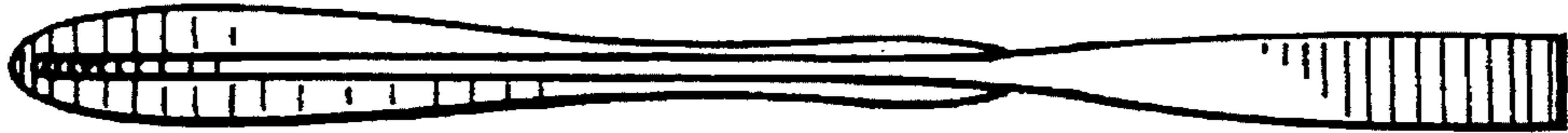


FIG. 1




FIG. 2

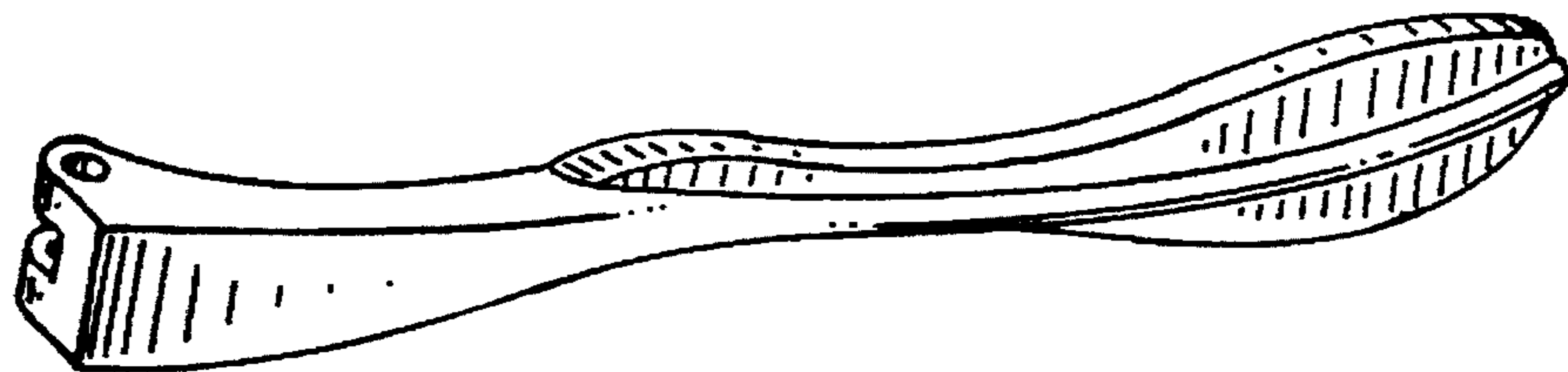


FIG. 5




FIG. 4