



US00D363254S

**United States Patent** [19]  
**McGranaghan**

[11] **Patent Number: Des. 363,254**  
[45] **Date of Patent: \*\*Oct. 17, 1995**

[54] **COLLAPSIBLE FLOWER VASE WITH LINER**  
[76] Inventor: **Patrick J. McGranaghan**, 109 Bainbridge St., Philadelphia, Pa. 19147  
[\*\*] Term: **14 Years**

2505456 12/1975 Germany .  
2433802 1/1976 Germany .  
2508177 9/1976 Germany .  
2819983 11/1979 Germany .  
2923455 12/1980 Germany .  
3346275 7/1985 Germany .  
2-245316 10/1990 Japan .

[21] Appl. No.: **7,392**  
[22] Filed: **Apr. 21, 1993**  
[52] U.S. Cl. .... **D11/143; D32/36**  
[58] **Field of Search** ..... D11/143, 152; 47/66 B; 206/423; D3/239, 232, 244, 245, 303, 324, 315, 316; D32/36; 383/12; D24/118

**OTHER PUBLICATIONS**

“Gift and Tableware Reporter”, Apr. 1975, p. 29, Taylor & NG advertisement.

*Primary Examiner*—Alan P. Douglas  
*Assistant Examiner*—Cathron B. Matta  
*Attorney, Agent, or Firm*—Duane, Morris & Heckscher

[56] **References Cited**

**U.S. PATENT DOCUMENTS**

131,303	9/1872	Sabin .....	383/12
2,160,658	5/1939	Hedquist .....	383/12
2,531,058	11/1950	Kralovic .....	383/12
3,180,384	4/1965	Seifert .....	383/12
4,189,862	2/1980	Tymchuck et al. ....	47/84
4,372,363	2/1983	Schmeling .....	383/12
4,917,240	4/1990	Roberts et al. ....	47/41.12
4,946,290	8/1990	Matyja .....	383/10
5,060,798	10/1991	Braastad .	
5,315,782	5/1994	Barclay et al. ....	47/41.12

**FOREIGN PATENT DOCUMENTS**

0163453	5/1985	European Pat. Off. .	
0394595	10/1990	European Pat. Off. .	
2674419	10/1992	France .....	47/47.01

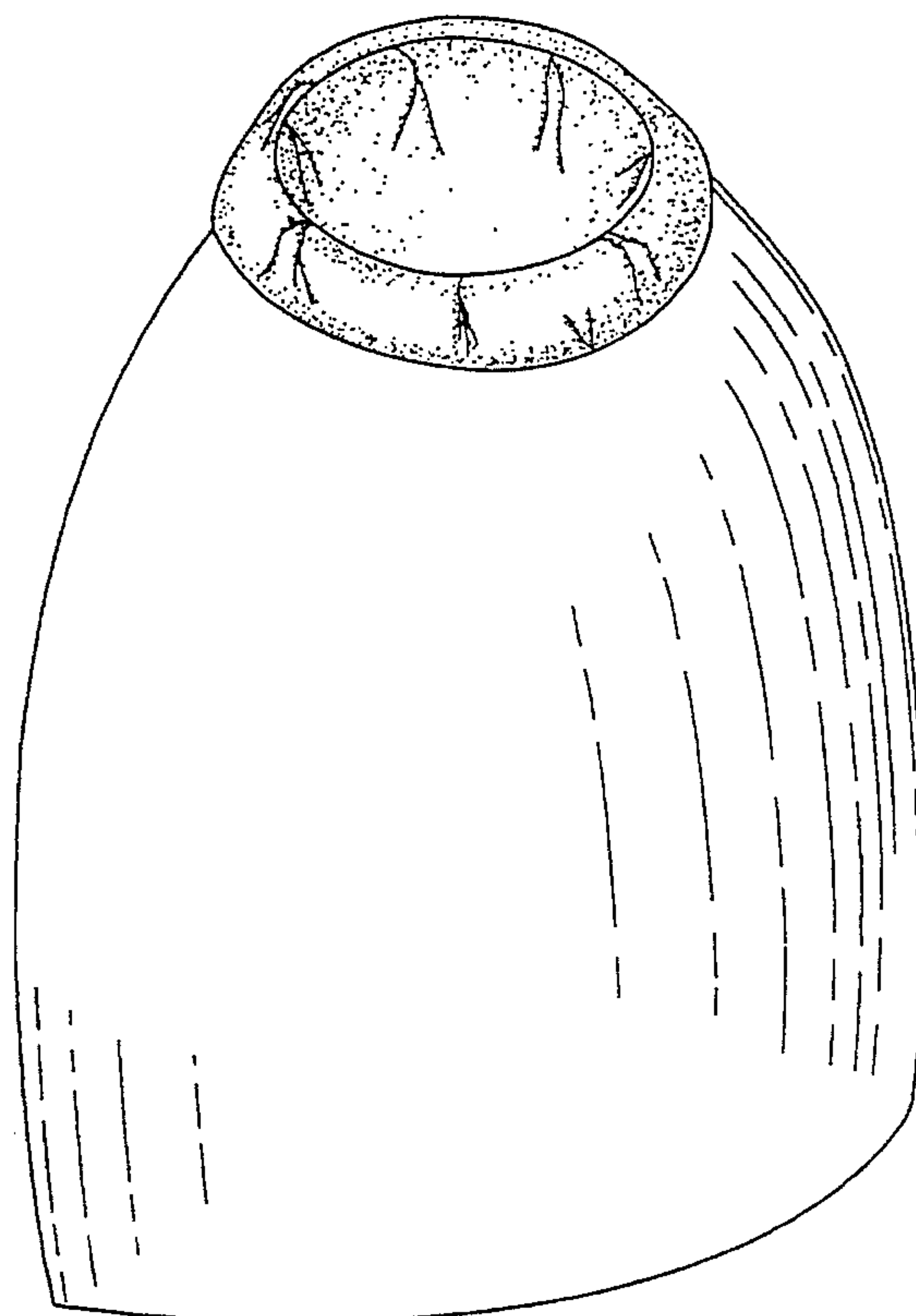
[57] **CLAIM**

The ornamental design for a collapsible flower vase with liner, as shown and described.

**DESCRIPTION**

FIG. 1 is a top perspective view of a preferred design of a collapsible flower vase in the open position; FIG. 2 is a top plan view of the vase of FIG. 1, in the collapsed position; FIG. 3 is a side elevation view of the vase of FIG. 2; FIG. 4 is a bottom plan view of the vase of FIG. 2; FIG. 5 is a top plan view of the vase of FIG. 1, also in the open position; FIG. 6 is a side elevation view of the vase of FIG. 5; and, FIG. 7 is a bottom plan view of the vase of FIG. 5.

**1 Claim, 3 Drawing Sheets**



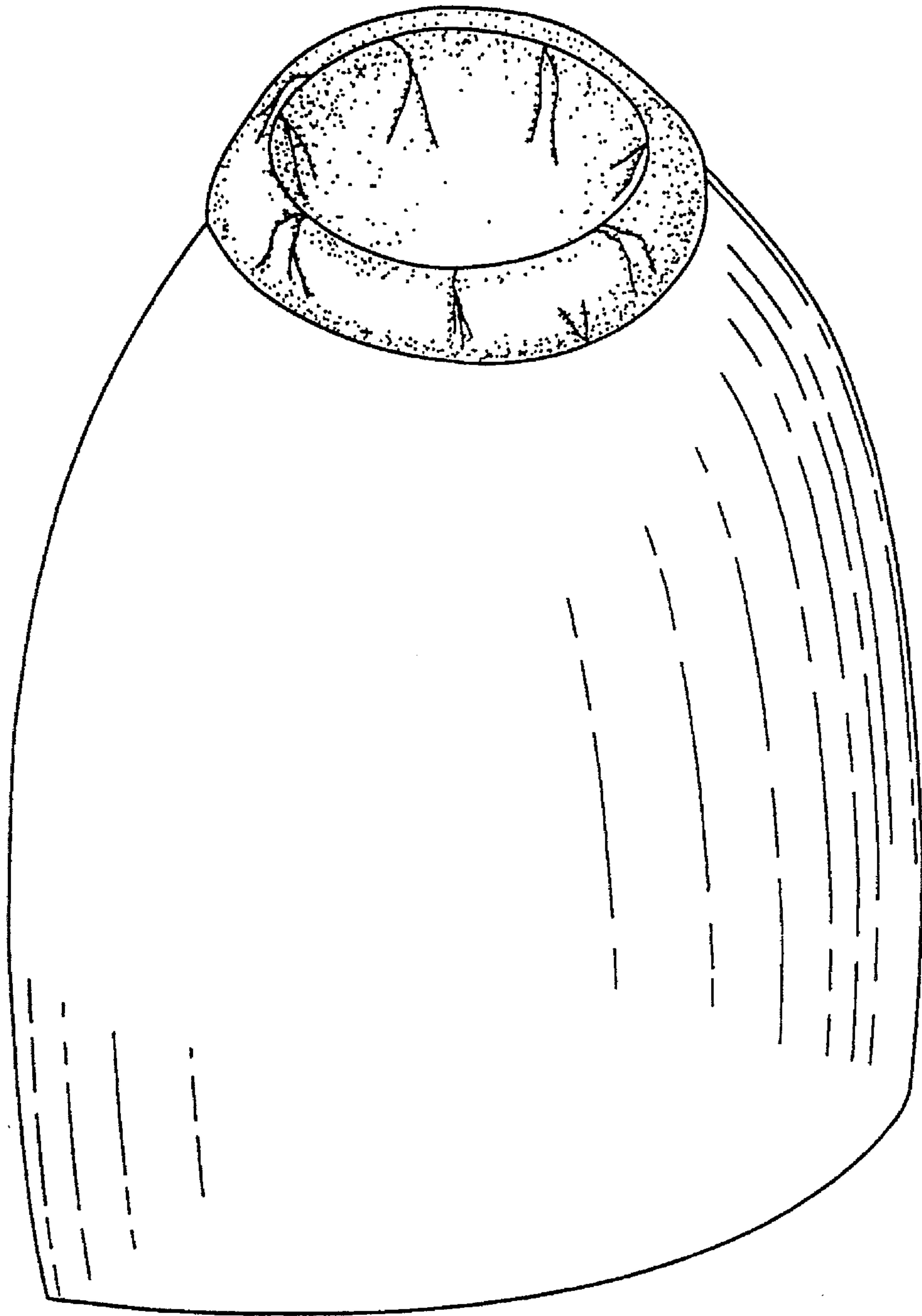


FIG. 1




FIG. 2

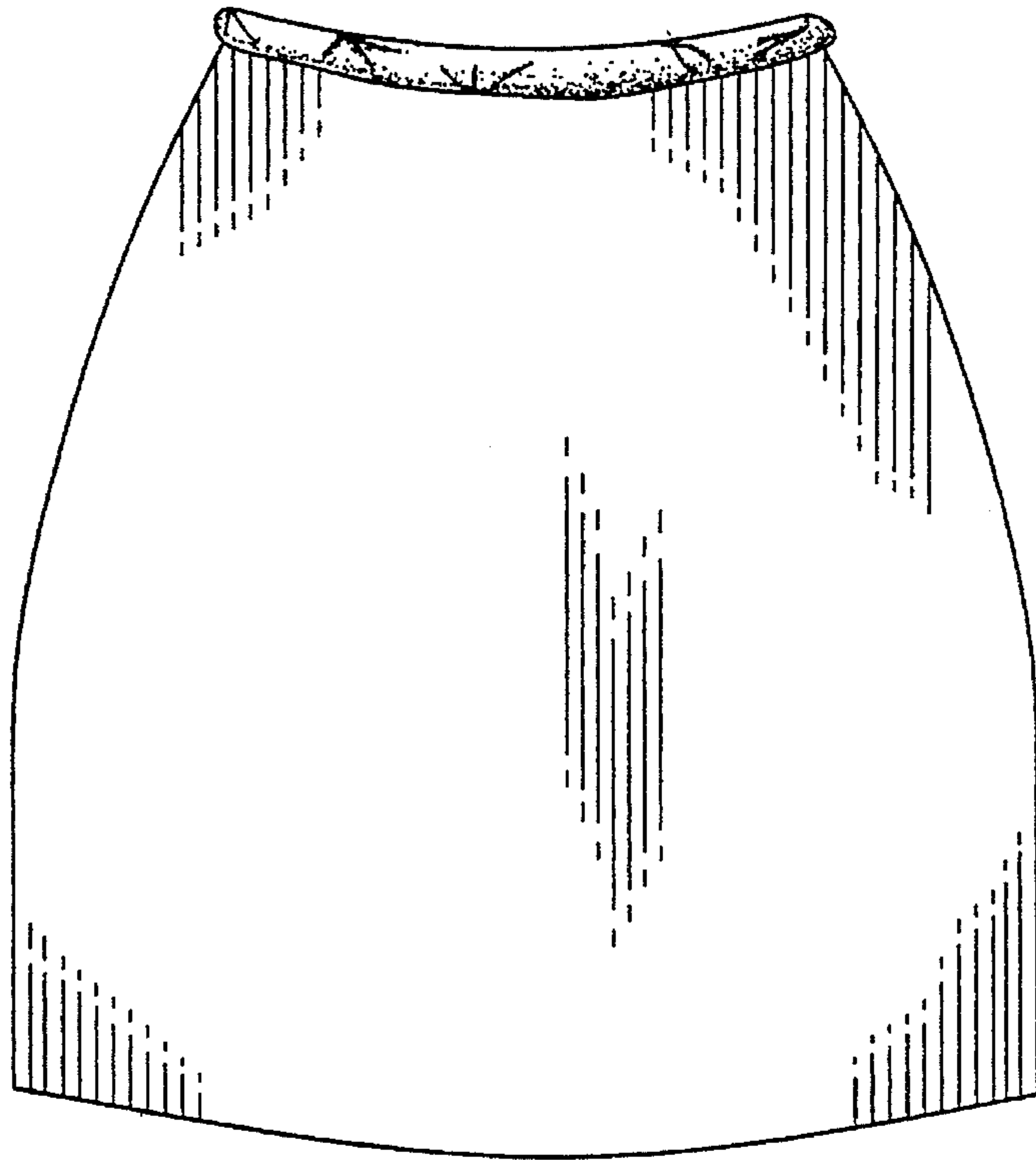


FIG. 3




FIG. 4

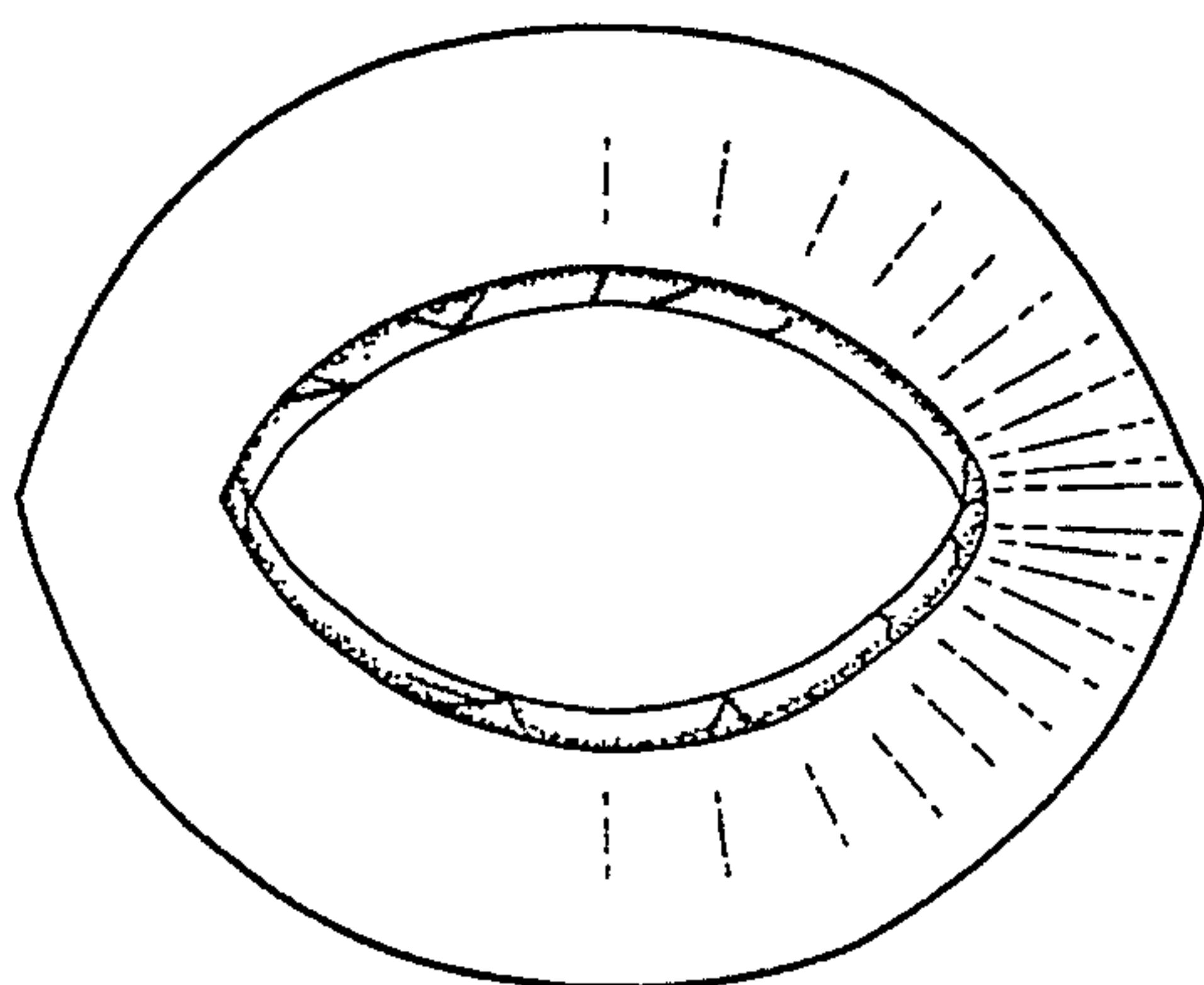


FIG. 5

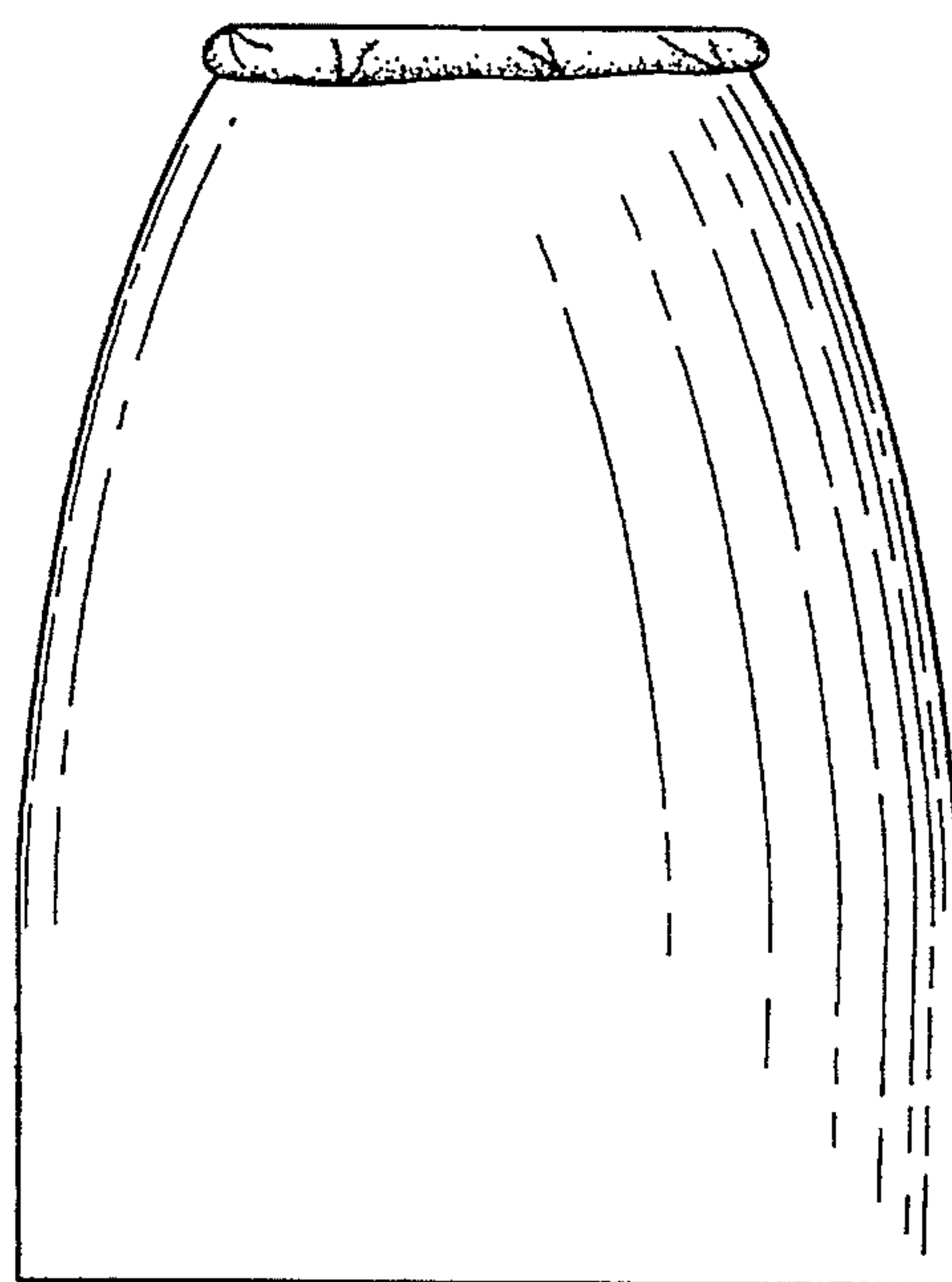


FIG. 6



FIG. 7