



US00D363235S

United States Patent [19]

Goto et al.

[11] Patent Number: **Des. 363,235**

[45] Date of Patent: ****Oct. 17, 1995**

[54] **WRIST WATCH**

D. 351,350 10/1994 Morishima D10/38

[75] Inventors: **Atsushi Goto, Ome; Masao Wada,**
Tokyo, both of Japan

[73] Assignee: **Casio Computer Co., Ltd., Tokyo,**
Japan

[**] Term: **14 Years**

[21] Appl. No.: **31,456**

[22] Filed: **Nov. 28, 1994**

[52] U.S. Cl. **D10/38**

[58] Field of Search D10/1-40, 122-132;
368/280-282, 276-277, 285, 239-242,
82-84

[56] **References Cited**

U.S. PATENT DOCUMENTS

- D. 287,341 12/1986 Grimes D10/38
- D. 329,388 9/1992 Takahashi D10/38 X
- D. 339,301 9/1993 Morishima D10/38
- D. 339,303 9/1993 Sugita D10/38
- D. 349,246 8/1994 Nakai D10/30 X

OTHER PUBLICATIONS

Best Cat 1986/87—p. 97—Watches At Top Left and Watch At Center of Box at Top-Right.

Primary Examiner—Nelson C. Holtje
Attorney, Agent, or Firm—Frishauf, Holtz, Goodman, Langer & Chick

[57] **CLAIM**

The ornamental design for a wrist watch, as shown.

DESCRIPTION

FIG. 1 is a front elevational view of a wrist watch showing our new design;
 FIG. 2 is a right side elevational view thereof;
 FIG. 3 is a left side elevational view thereof;
 FIG. 4 is a top plan view thereof;
 FIG. 5 is a bottom plan view thereof;
 FIG. 6 is a rear elevational view thereof; and,
 FIG. 7 is a perspective view thereof.

1 Claim, 2 Drawing Sheets



FIG. 4




FIG. 3




FIG. 1



FIG. 2

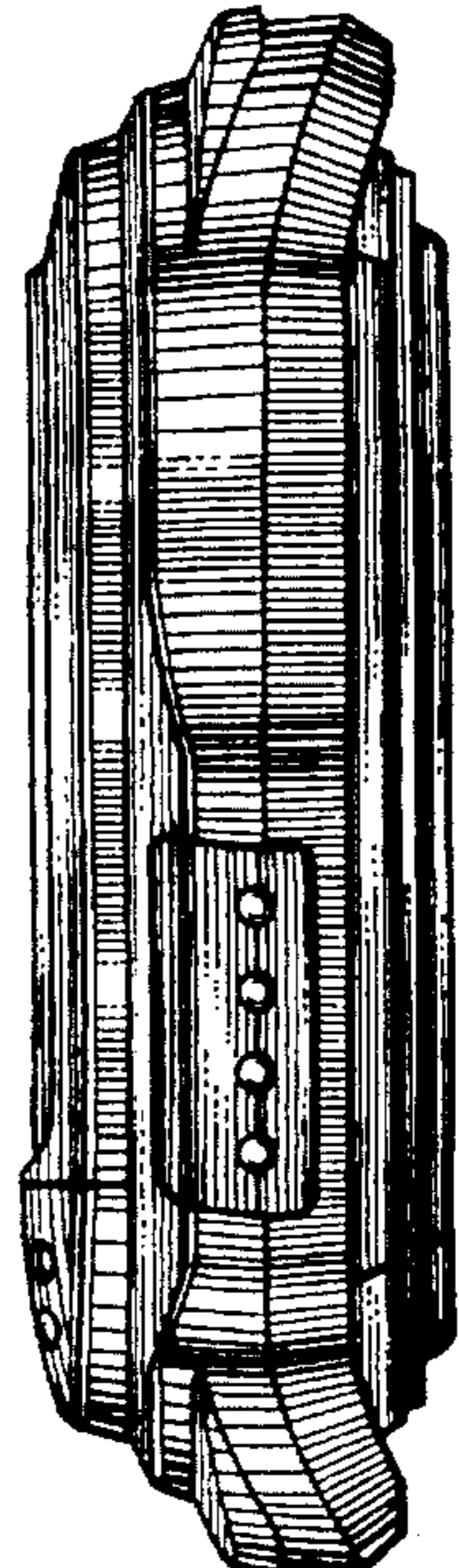


FIG. 5




FIG. 6

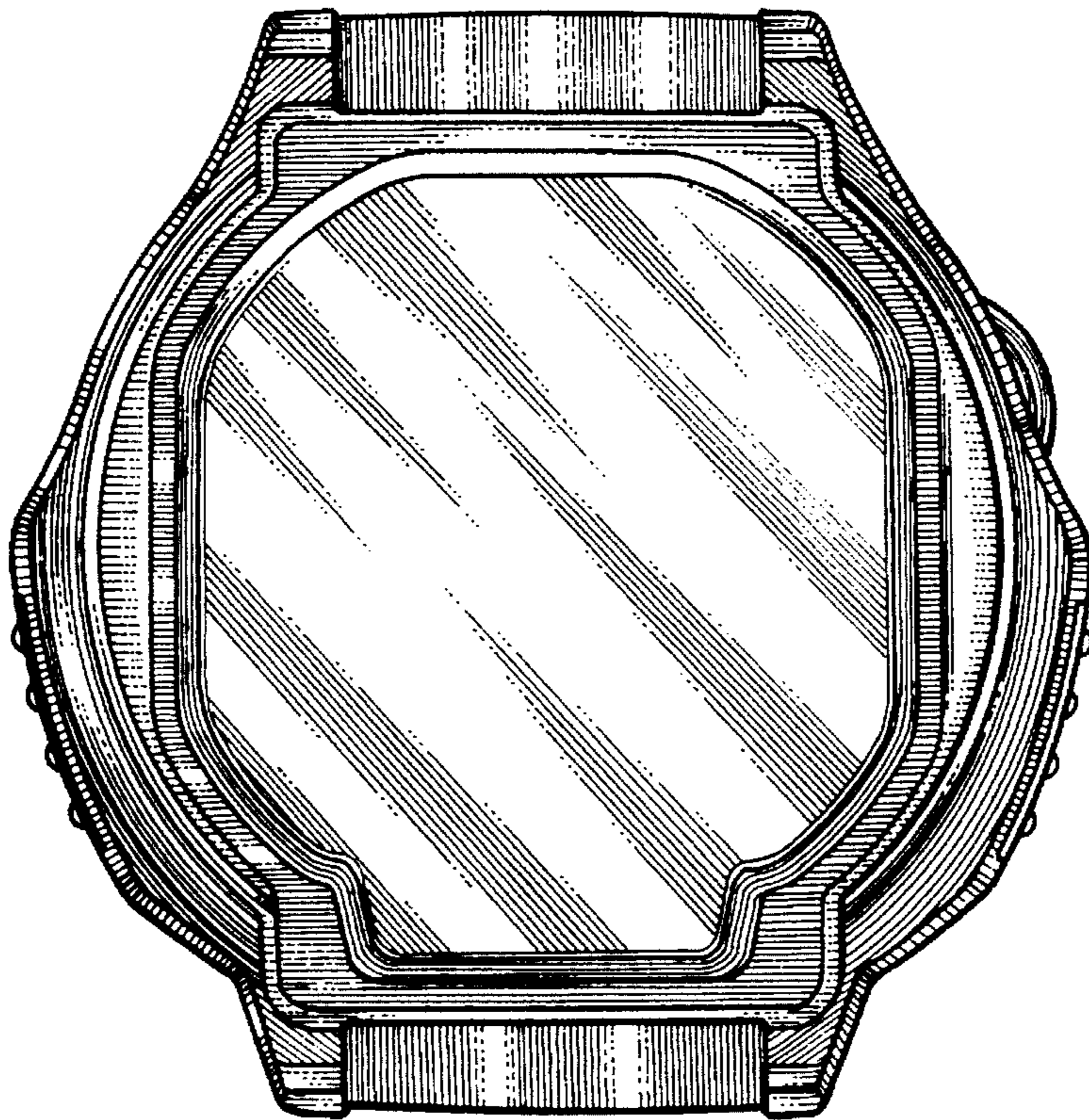


FIG. 7

