



US00D363233S

# United States Patent [19]

[11] Patent Number: **Des. 363,233**

Goto et al.

[45] Date of Patent: **\*\*Oct. 17, 1995**

[54] **WRIST WATCH**

OTHER PUBLICATIONS

[75] Inventors: **Atsushi Goto; Masao Wada**, both of Tokyo, Japan

*Brist Cat.* 1986/87-p. 97-Watches At Top-Left and Center of Box at Top-Right.

[73] Assignee: **Casio Computer Co., Ltd.**, Tokyo, Japan

*Primary Examiner*—Nelson C. Holtje  
*Attorney, Agent, or Firm*—Frishauf, Holtz, Goodman, Langer & Chick

[\*\*] Term: **14 Years**

[57] **CLAIM**

[21] Appl. No.: **31,449**

The ornamental design for a wrist watch, as shown.

[22] Filed: **Nov. 28, 1994**

**DESCRIPTION**

[52] U.S. Cl. .... **D10/38**

[58] Field of Search ..... D10/1-40, 122-132;  
368/280-282, 276-277, 285, 239-242,  
82-84

FIG. 1 is a front elevational view of a wrist watch showing our new design;

FIG. 2 is a right side elevational view thereof;

FIG. 3 is a left side elevational view thereof;

FIG. 4 is a top plan view thereof;

FIG. 5 is a bottom plan view thereof;

FIG. 6 is a rear elevational view thereof; and,

FIG. 7 is a perspective view thereof.

[56] **References Cited**

**U.S. PATENT DOCUMENTS**

D. 287,341	12/1986	Grimes	.....	D10/38 X
D. 303,768	10/1989	Wakamatsu	.....	D10/38
D. 320,567	10/1991	Wakamatsu	.....	D10/38
D. 339,303	9/1993	Sugita	.....	D10/38

**1 Claim, 2 Drawing Sheets**




FIG. 4




FIG. 3




FIG. 1




FIG. 2





FIG. 5



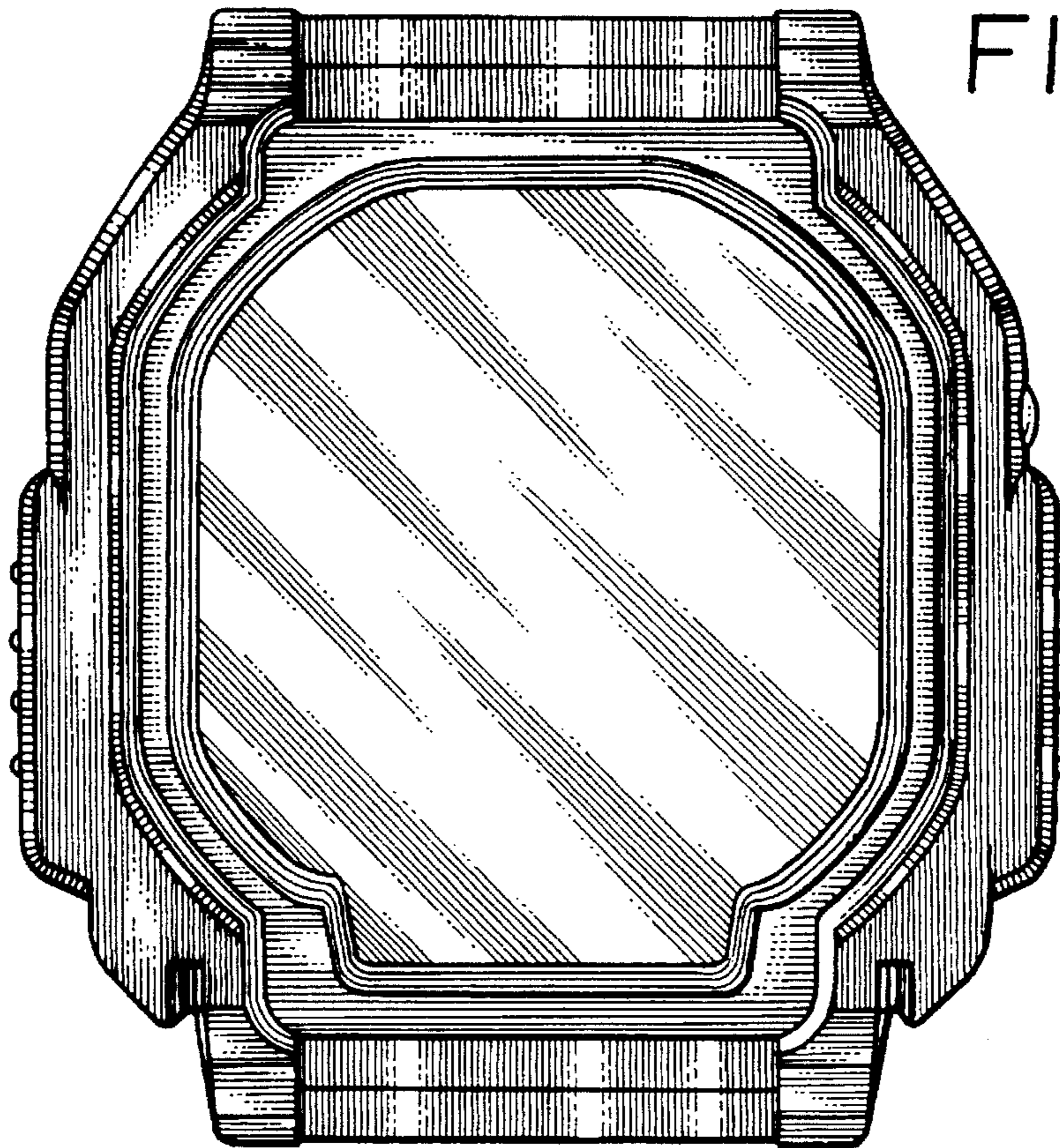


FIG. 6

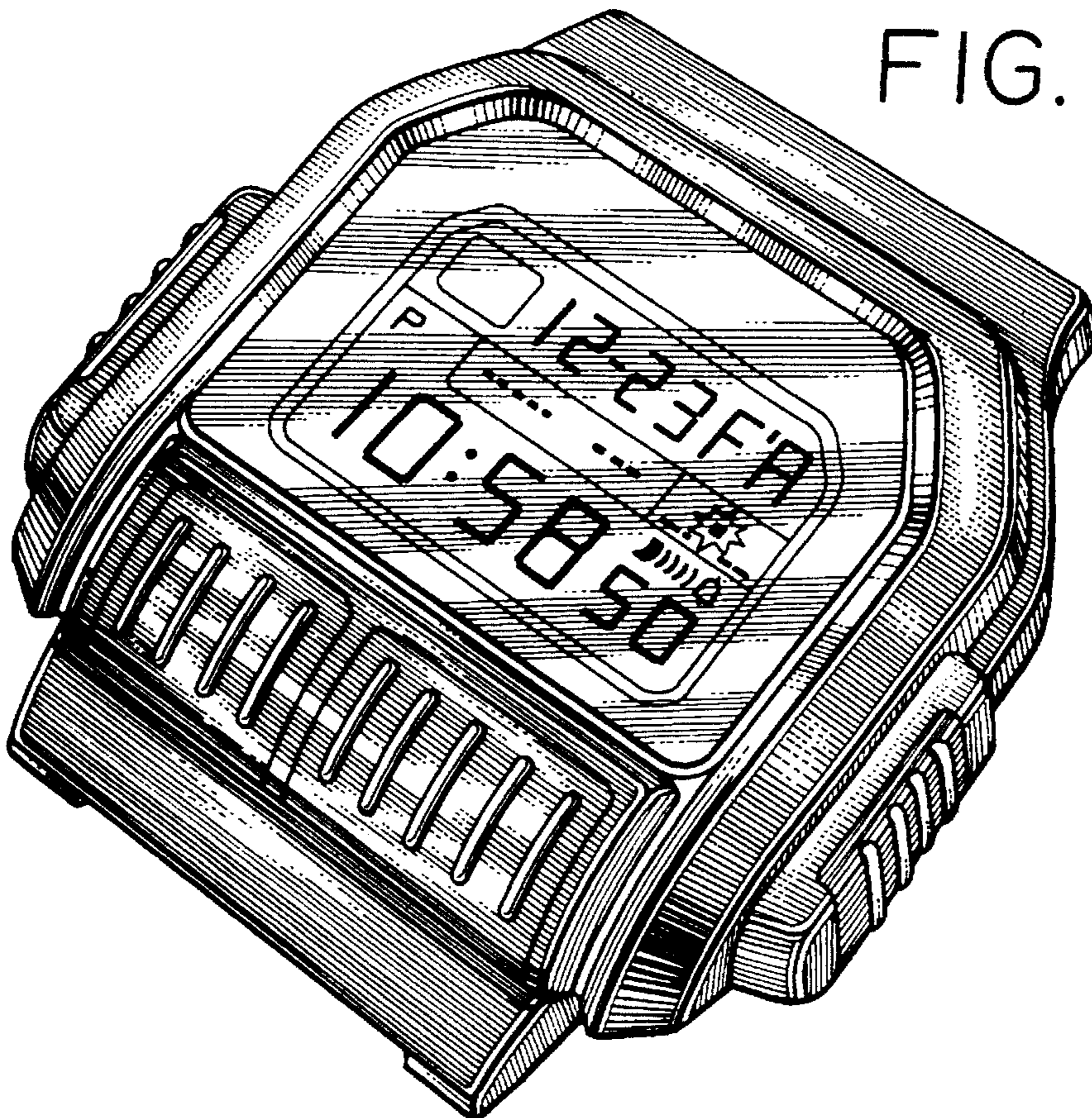


FIG. 7