



US00D363221S

**United States Patent** [19]  
**Puryear**

[11] **Patent Number: Des. 363,221**  
[45] **Date of Patent: \*\*Oct. 17, 1995**

[54] **COMBINED CAP AND FUNNEL FOR USE WITH AUTOMOBILE LIQUIDS**

[76] Inventor: **Larry A. Puryear**, 12321 59th Ave. E., Puyallup, Wash. 98373

[\*\*] Term: **14 Years**

[21] Appl. No.: **16,858**

[22] Filed: **Dec. 28, 1993**

[52] U.S. Cl. .... **D9/436; D7/700**

[58] Field of Search ..... D7/700; D9/434-436, D9/439-440, 443, 447, 499; 141/131-132; 222/460, 462; 248/94

[56] **References Cited**

**U.S. PATENT DOCUMENTS**

D. 205,236	7/1966	Fitzwilliam	.....	D7/700
D. 227,413	6/1973	Sherin	.....	D7/700
D. 282,432	2/1986	Gurka	.....	D7/700
D. 287,035	12/1986	Lewis	.....	D7/700
D. 329,655	9/1992	Bonnell	.....	D7/700
D. 341,148	11/1993	Pollak	.....	D7/700
2,811,181	10/1957	Correll	.....	D7/700
3,511,166	5/1970	Bixby, Jr.	.....	D7/700
4,147,273	4/1979	Malacheski	.	
4,379,470	4/1983	Reutter	.	
5,052,571	10/1991	Susa	.	

**FOREIGN PATENT DOCUMENTS**

624245	2/1926	France	.....	221/11
1214017	11/1970	United Kingdom	.....	222/462

*Primary Examiner*—Alan P. Douglas  
*Assistant Examiner*—Robert M. Spear  
*Attorney, Agent, or Firm*—Terry M. Gernstein


[57] **CLAIM**

The ornamental design for a combined cap and funnel for use with automobile liquids, as shown and described.

**DESCRIPTION**

FIG. 1 is a front, top and side perspective view of the combined cap and funnel for use with automobile liquids showing my new design;  
FIG. 2 is a front elevational view thereof, the rear being a mirror image of the front shown in FIG. 2;  
FIG. 3 is a side elevational view thereof, the side opposite being a mirror image of the side shown in FIG. 3;  
FIG. 4 is a top plan view thereof;  
FIG. 5 is a bottom plan view thereof;  
FIG. 6 is a bottom perspective view thereof; and,  
FIG. 7 is a cross sectional view, taken through line 7—7 of FIG. 5.

**1 Claim, 4 Drawing Sheets**






FIG. 1.

FIG. 4.

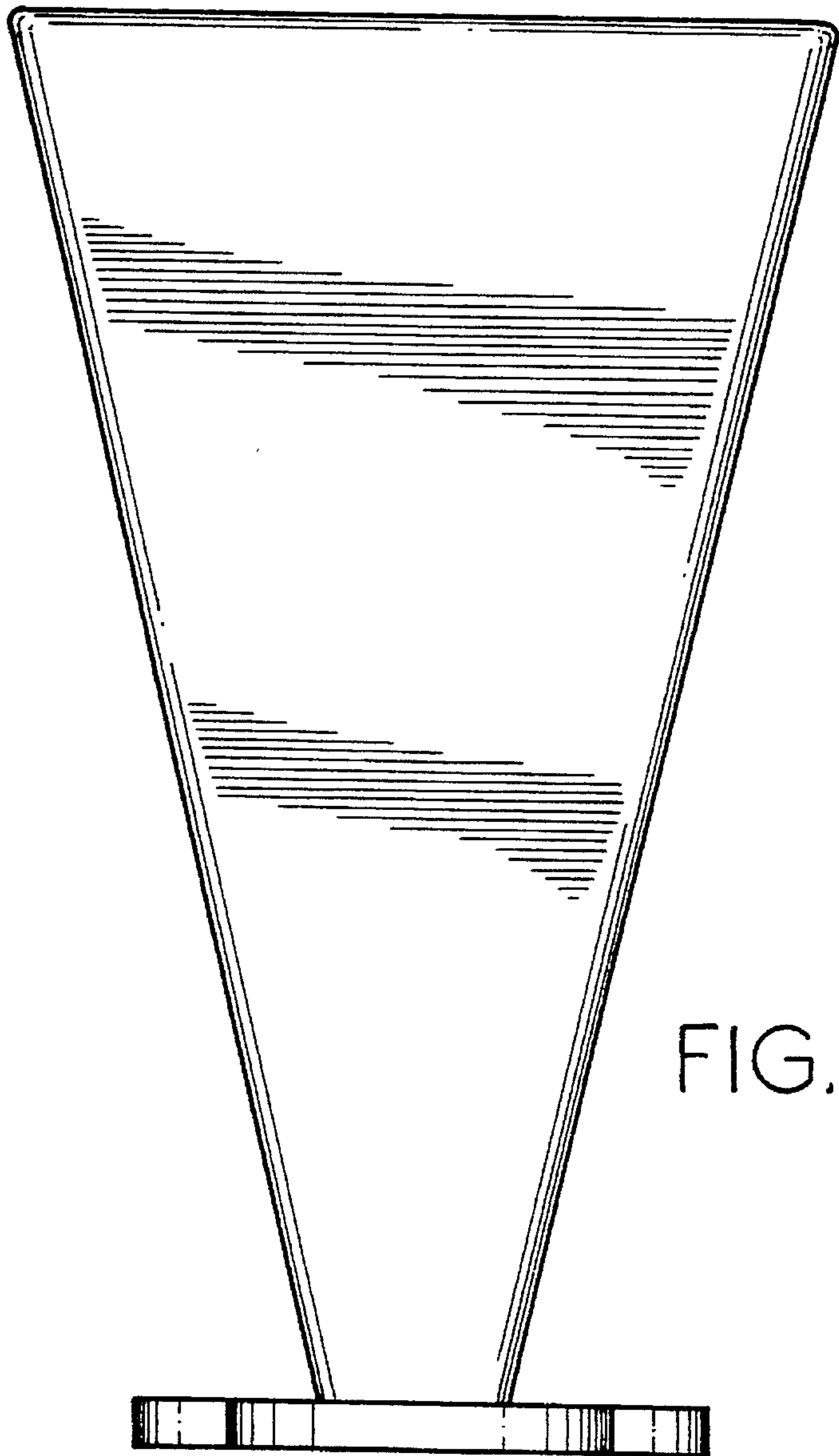
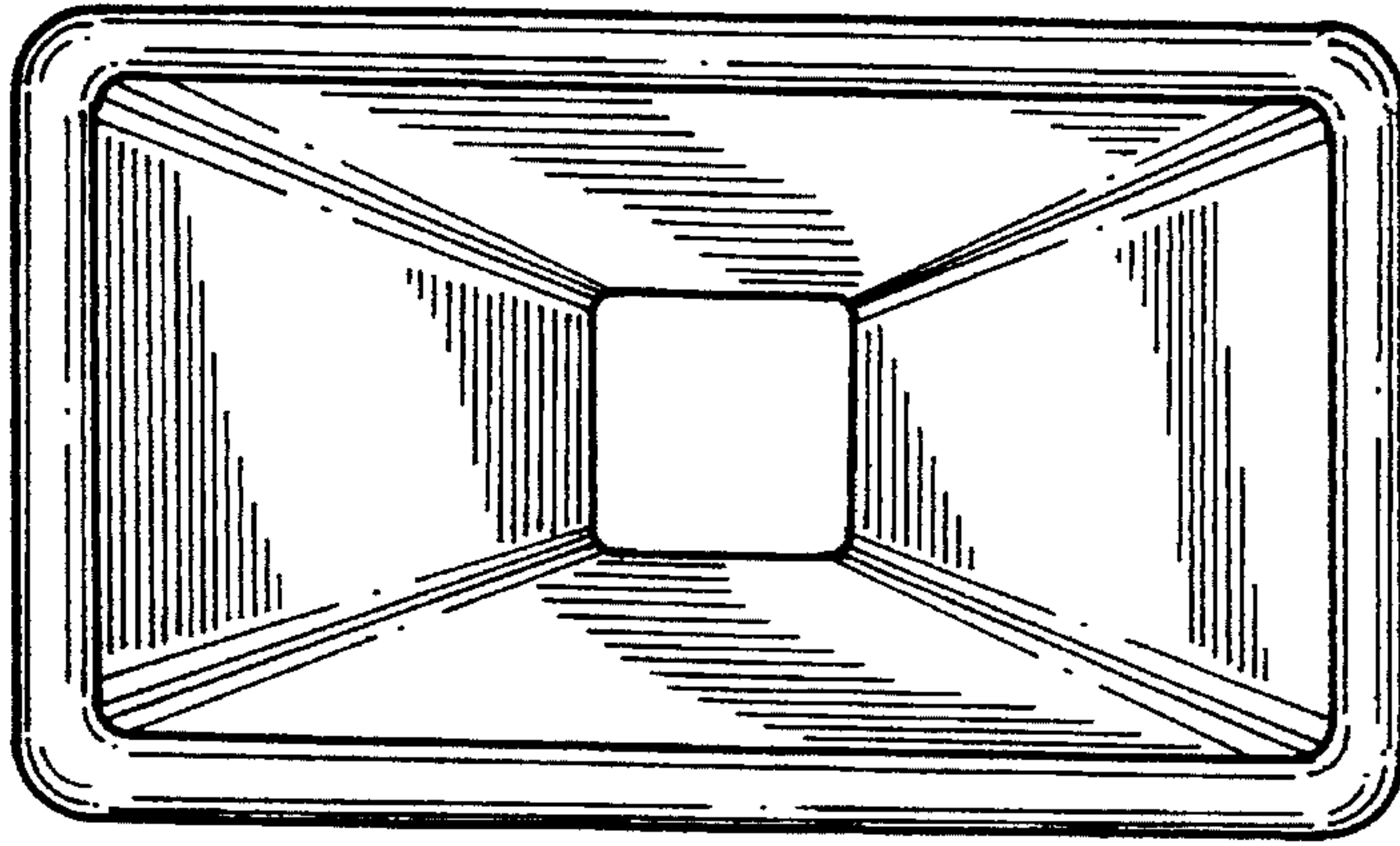


FIG. 2.



FIG. 5.

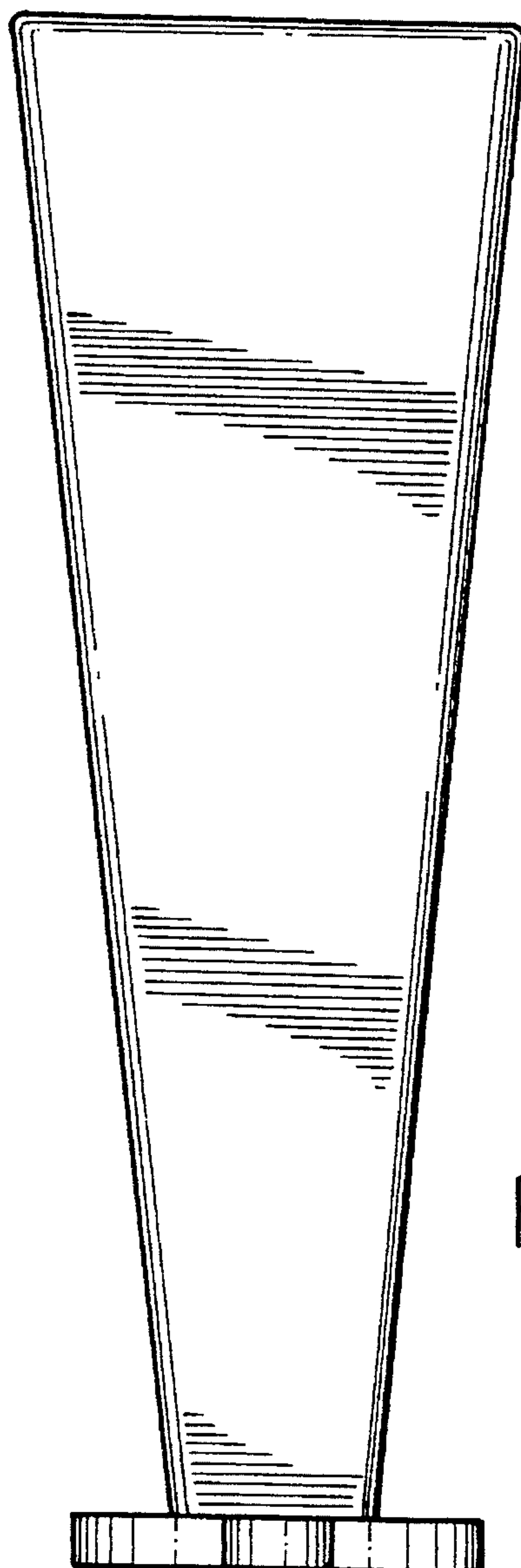
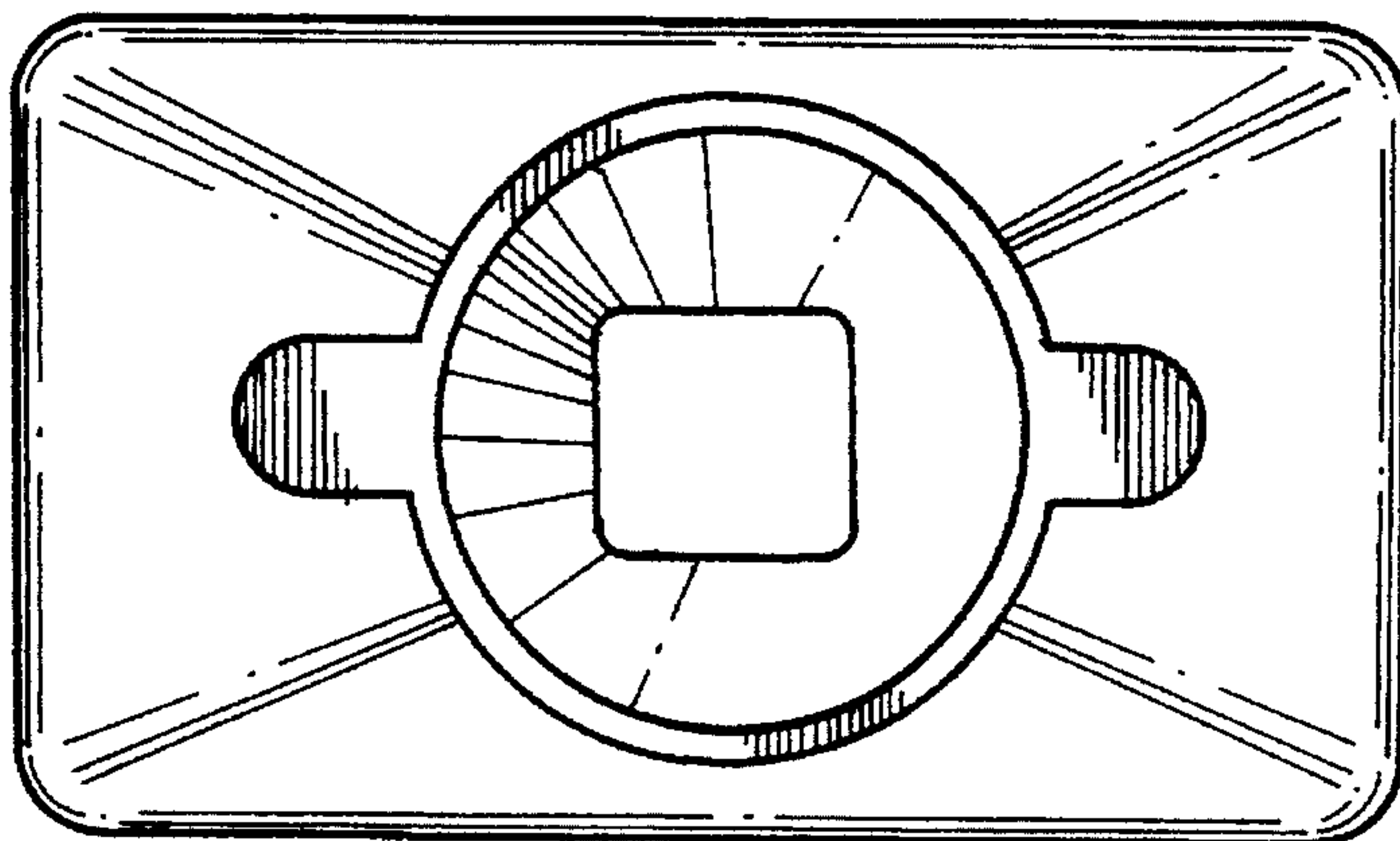


FIG. 3.

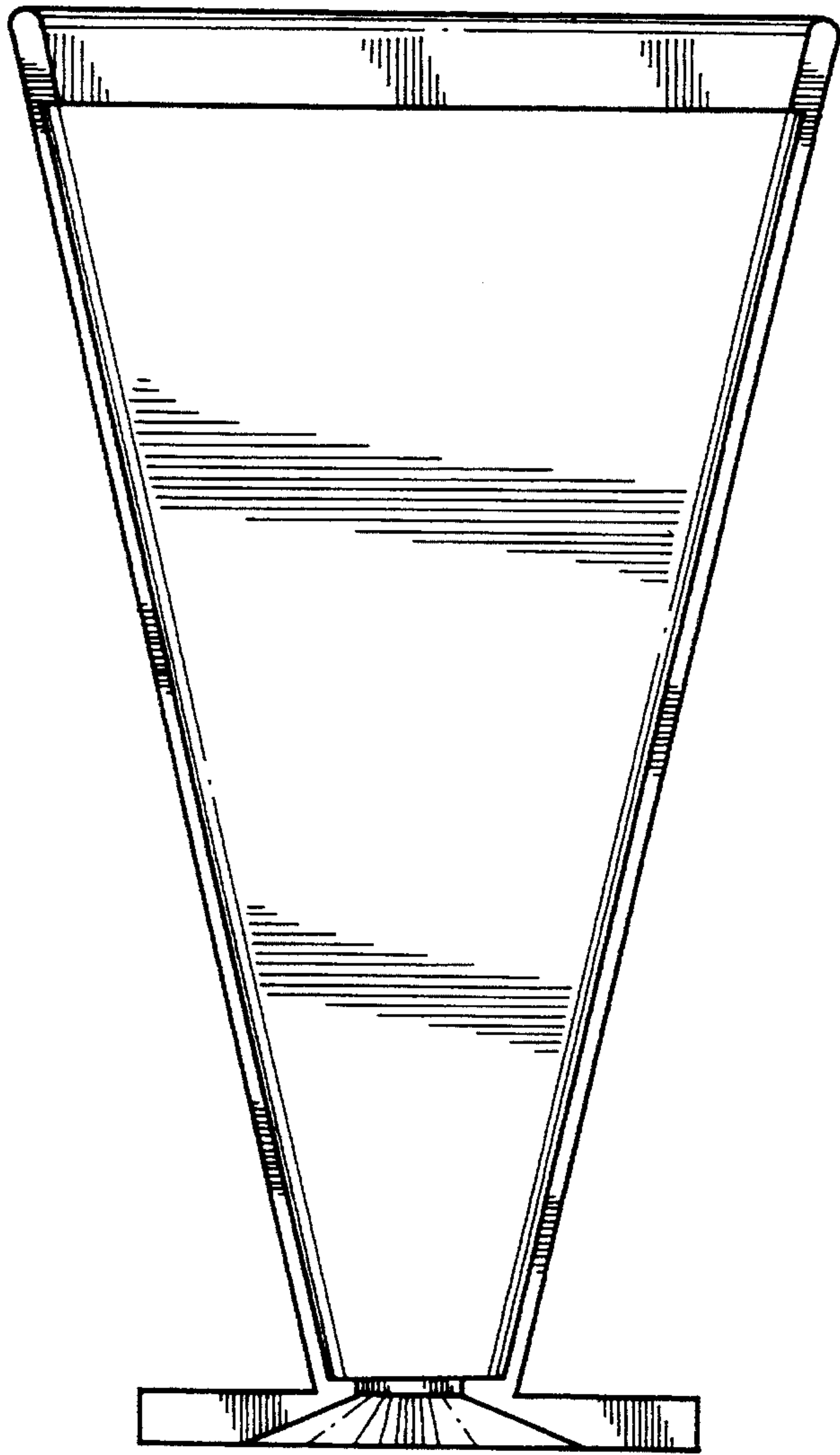


FIG. 7.

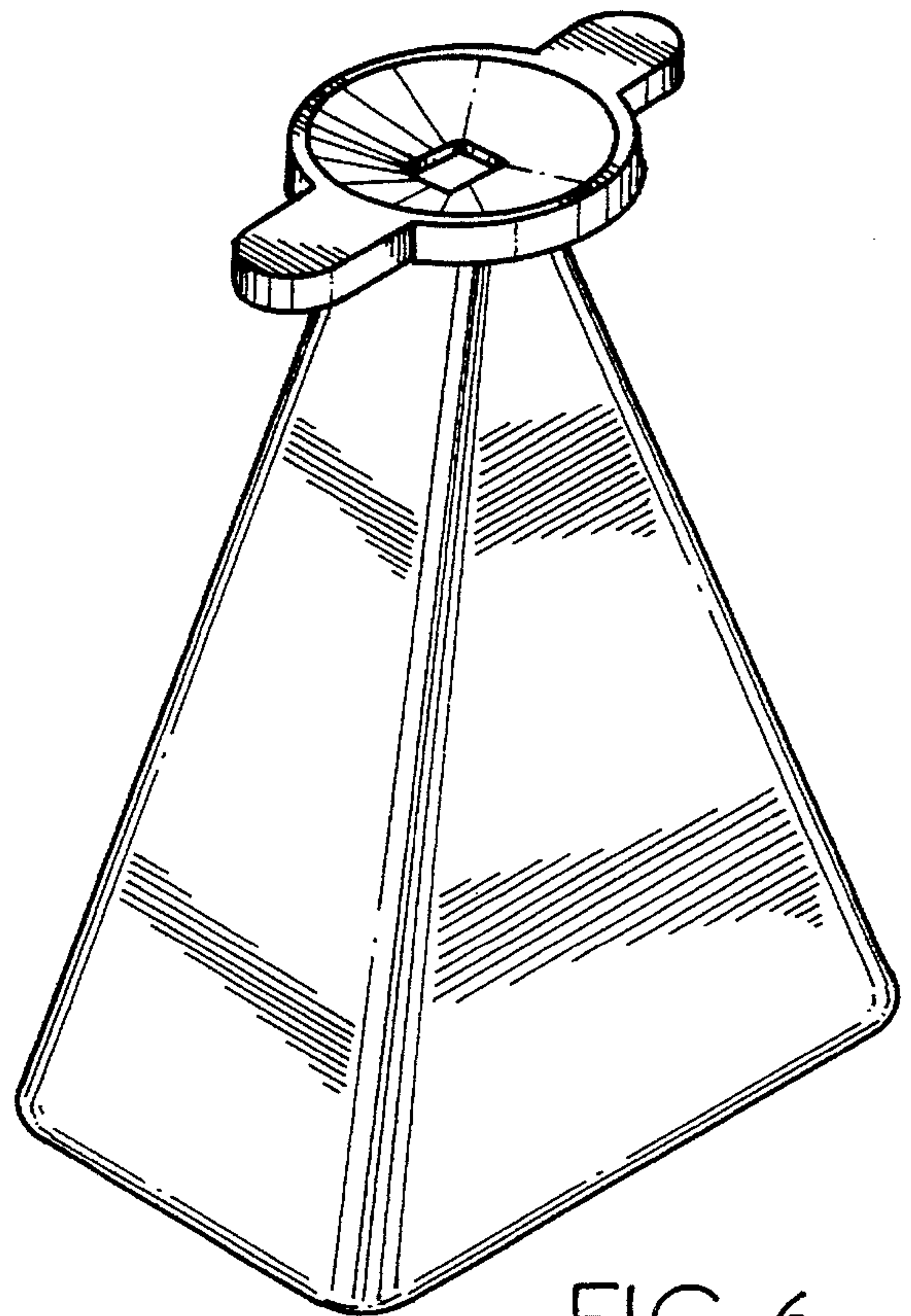


FIG. 6.