



US00D363195S

United States Patent [19]
Bransby

[11] **Patent Number: Des. 363,195**

[45] **Date of Patent: **Oct. 17, 1995**

[54] **FUNNELLED CUTTING BOARD**

[76] Inventor: **David I. Bransby**, 202 Funchess Hall,
Auburn University, Ala. 36849

[**] Term: **14 Years**

[21] Appl. No.: **11,773**

[22] Filed: **Aug. 16, 1993**

[52] **U.S. Cl.** **D7/698**

[58] **Field of Search** D9/698; 269/54.5,
269/289 R, 291, 302.1, 303, 315, 900

[56] **References Cited**

U.S. PATENT DOCUMENTS

D. 262,507	1/1982	Wooldridge	D7/698
D. 265,537	7/1982	Stockdale	D7/698
D. 283,390	4/1986	McGinnis	D7/698
1,251,026	12/1917	Hitchcock	269/302.1
4,273,318	6/1981	Crowhurst	269/289 R X
5,203,548	4/1993	Sanders	269/289 R X

Primary Examiner—Alan P. Douglas
Assistant Examiner—Caron D. Veynar
Attorney, Agent, or Firm—H. Dennis Kelly; Timmons & Kelly


[57] **CLAIM**

The ornamental design for a funnelled cutting board, as shown.

DESCRIPTION

FIG. 1 is a perspective view of a funnelled cutting board showing my new design;
FIG. 2 is a front elevation thereof;
FIG. 3 is a rear elevation thereof;
FIG. 4 is a right side elevation thereof;
FIG. 5 is a left side elevation thereof;
FIG. 6 is a top plan view thereof; and,
FIG. 7 is a bottom plan view thereof.

1 Claim, 2 Drawing Sheets






FIG. 1




FIG. 2




FIG. 3




FIG. 4




FIG. 5




FIG. 6




FIG. 7