



US00D363192S

United States Patent [19]

[11] **Patent Number:** **Des. 363,192**

Reeves et al.

[45] **Date of Patent:** ****Oct. 17, 1995**

[54] **DIVIDED FOOD TRAY**

[75] Inventors: **Kenneth J. Reeves**, Wilmington;
William R. Rigby, Newark, both of
Del.

[73] Assignee: **Westvaco Corporation**, New York,
N.Y.

[**] Term: **14 Years**

[21] Appl. No.: **24,259**

[22] Filed: **Jun. 10, 1994**

[52] U.S. Cl. **D7/553; D7/550**

[58] **Field of Search** D7/550, 501, 505,
D7/590, 558, 567, 543, 544, 545, 546,
549, 551, 552, 553, 554, 555, 678, 564,
359, 360, 354, 645, 502, 541, 556; D9/341,
425, 347; 220/575, 556, 735, 574; 206/561,
562, 563; 229/120.38, 120.02, 169, 170,
186

3,863,832 2/1975 Gordon et al. 229/169 X
4,126,261 11/1978 Cook 229/120.02 X
4,241,863 12/1980 Faller 229/169 X
4,265,390 5/1981 Faller et al. 229/169
4,574,174 3/1986 McGonigle D7/541 X
4,848,648 7/1989 Eisman 206/561 X
5,163,547 11/1992 Hsieh 206/561 X

Primary Examiner—Alan P. Douglas
Assistant Examiner—M. N. Pandozzi
Attorney, Agent, or Firm—J. R. McDaniel; R. L. Schmalz

[57] CLAIM

The ornamental design for a divided food tray, as shown and described.

DESCRIPTION

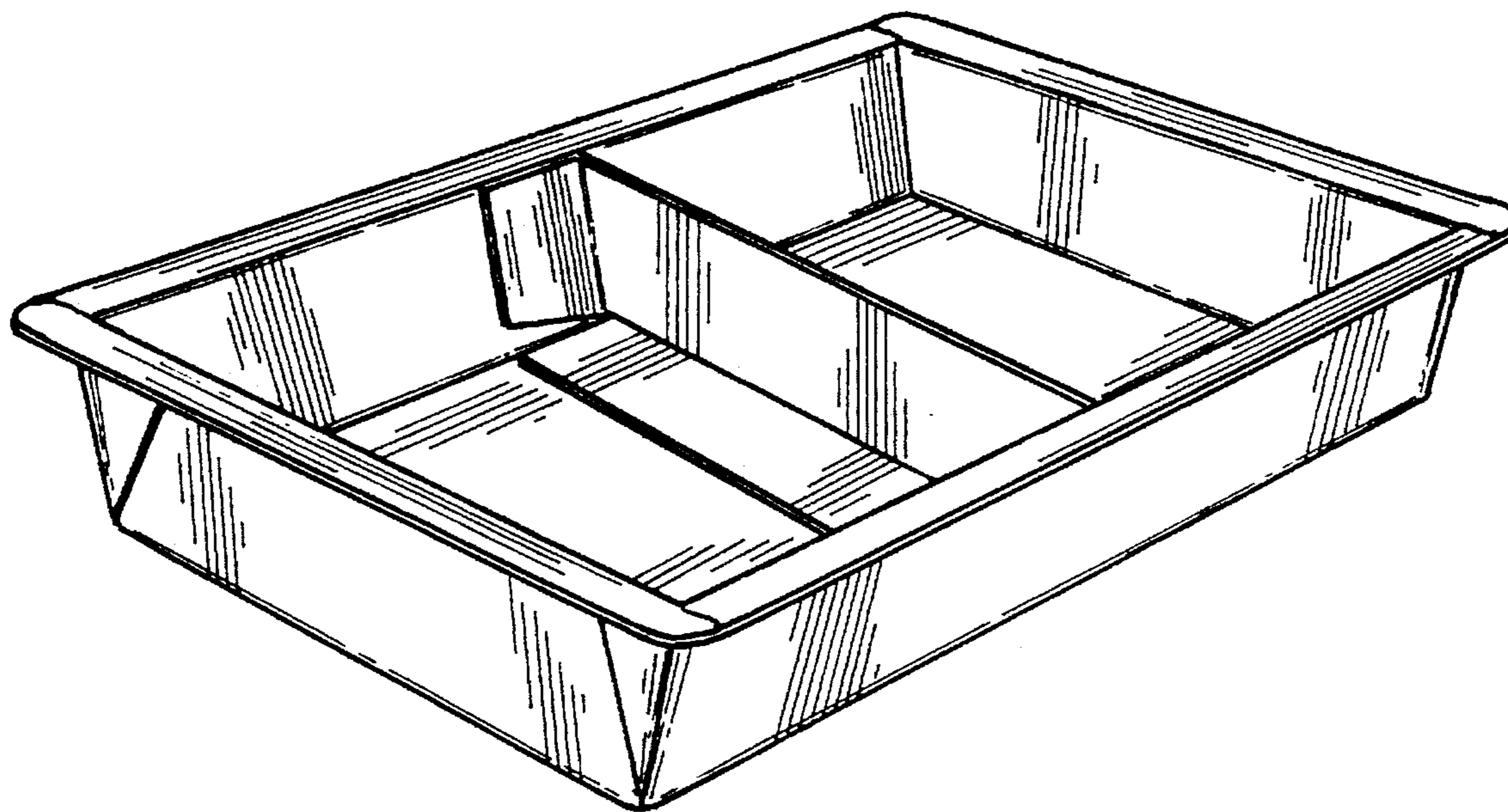
FIG. 1 is a top perspective view of a divided food tray showing our new design;
FIG. 2 is a top plan view thereof;
FIG. 3 is a side elevational view thereof, the other side being the same in appearance; and,
FIG. 4 is a bottom plan view thereof.

[56] References Cited

U.S. PATENT DOCUMENTS

3,266,704 8/1966 Deeren 229/120.02 X

1 Claim, 1 Drawing Sheet



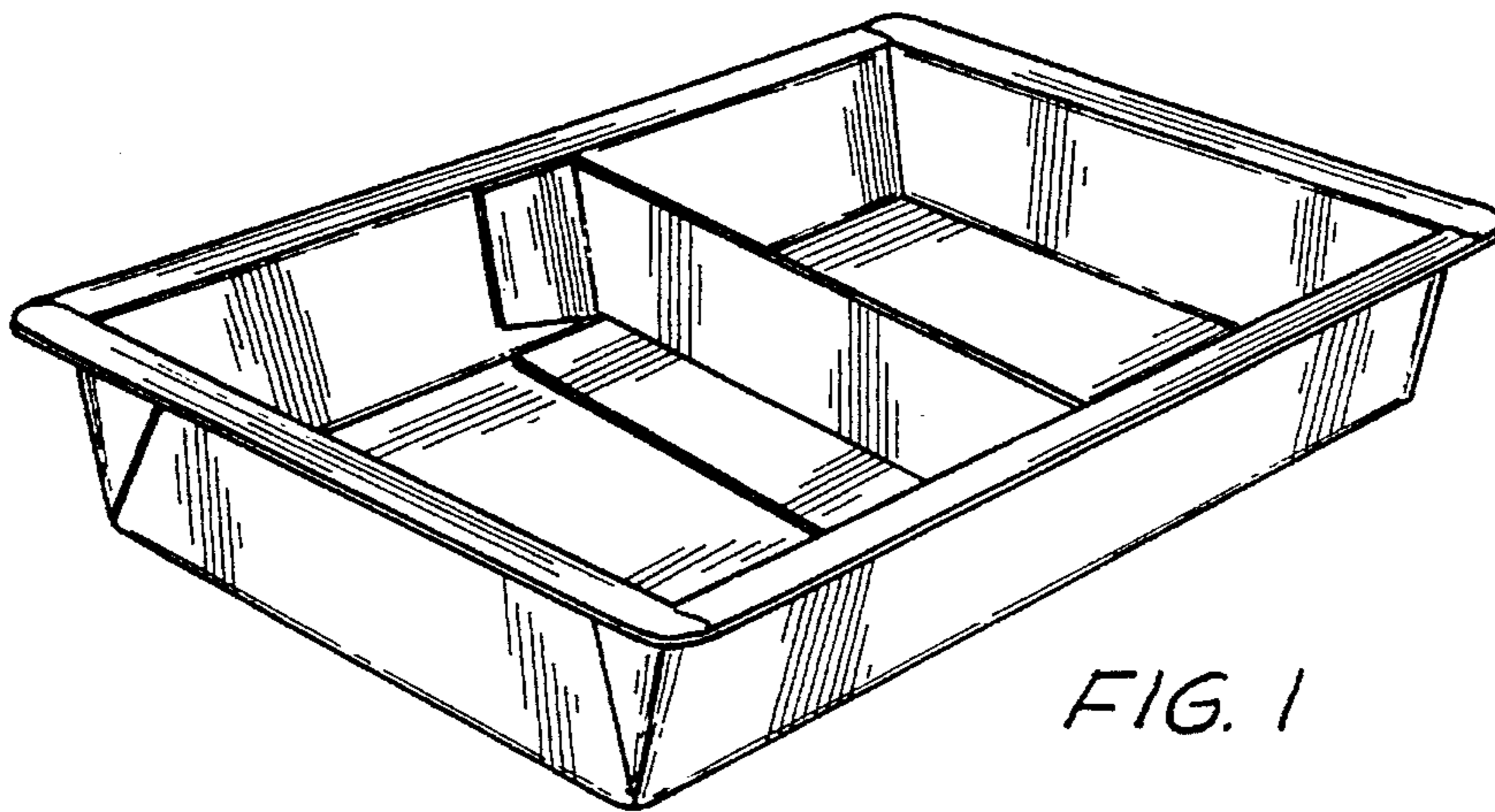


FIG. 1

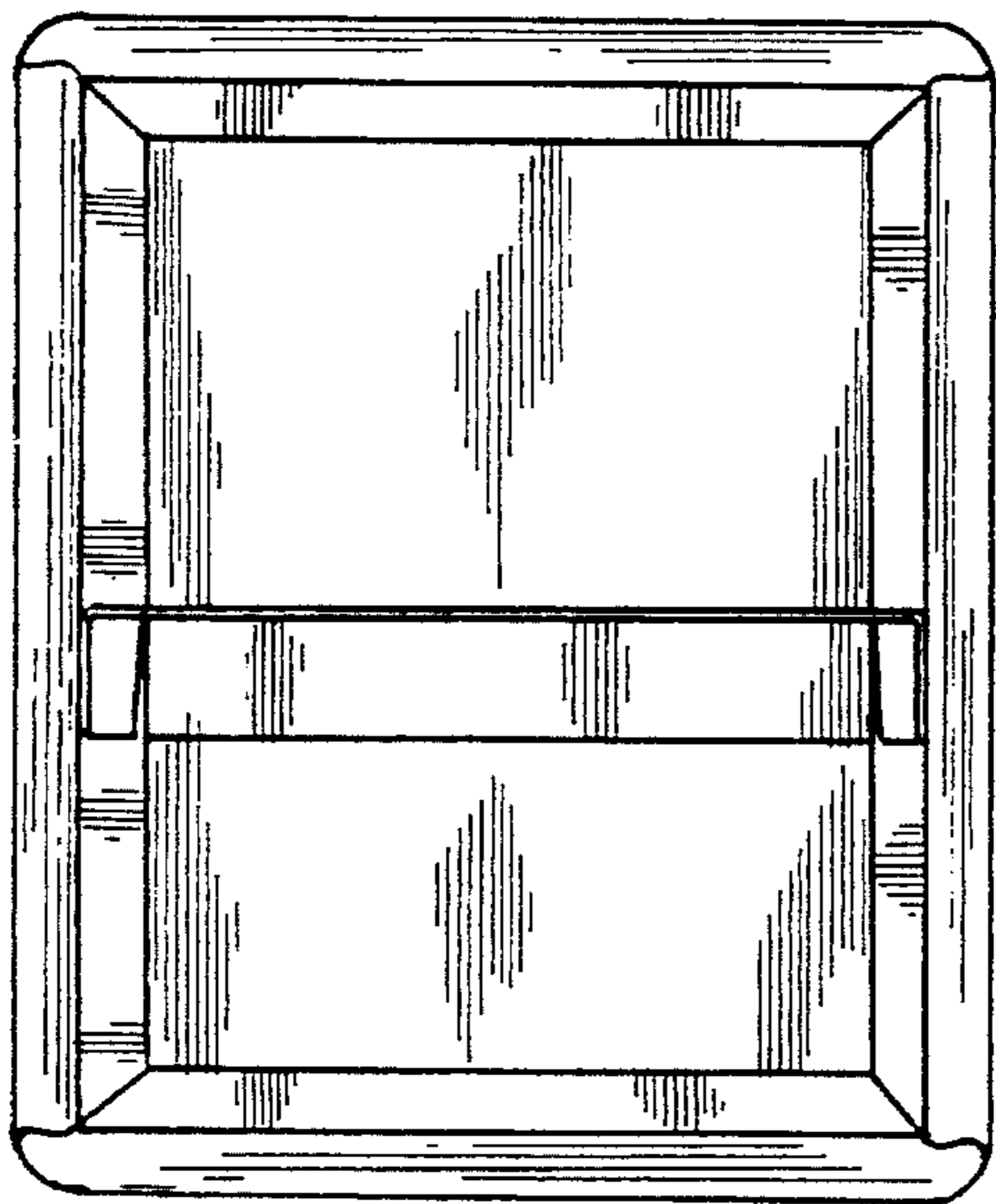


FIG. 2

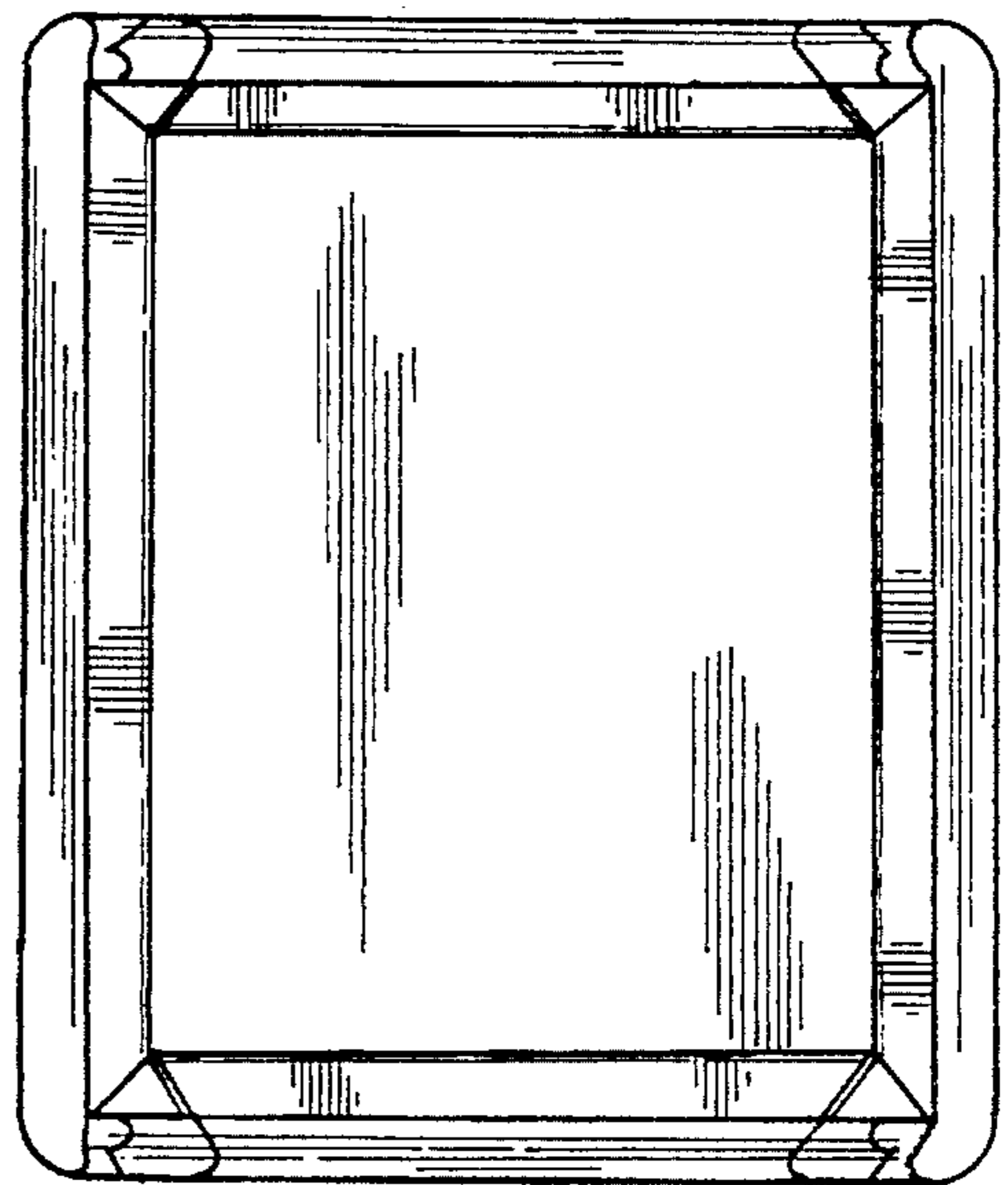


FIG. 4




FIG. 3