



US00D363160S

United States Patent [19]
McCracken

[11] **Patent Number: Des. 363,160**
[45] **Date of Patent: **Oct. 17, 1995**

[54] **GOLF BAG COVER**

FOREIGN PATENT DOCUMENTS

[76] Inventor: **Mark S. McCracken**, 307 North Blvd.,
Petersburg, Va. 23803

6126 of 1911 United Kingdom 206/315.3

[**] Term: **14 Years**

Primary Examiner—Doris V. Coles

[21] Appl. No.: **7,393**

[57] **CLAIM**

The ornamental design for a golf bag cover, as shown.

[22] Filed: **Apr. 21, 1993**

DESCRIPTION

[52] **U.S. Cl.** **D3/255**

[58] **Field of Search** D3/37, 36, 38,
D3/255, 318; 206/315.4, 315.3, 315.6, 315.2

FIG. 1 is a perspective view of a golf bag cover, showing my new design;

FIG. 2 is a front elevational view thereof;

FIG. 3 is a rear elevational view thereof;

FIG. 4 is a top plan view thereof;

FIG. 5 is a bottom plan view thereof;

FIG. 6 is a right side elevational view thereof; and,

FIG. 7 is a left side elevational view thereof.

The broken line showing of a golf bag and clubs in FIG. 1 is for illustrative purposes only and forms no part of the claimed design.

[56] **References Cited**

U.S. PATENT DOCUMENTS

2,065,693	12/1936	Haserodt	206/315.4
2,704,563	3/1955	Henrich	206/315.4 X
4,200,133	4/1980	Whitlow	D3/255 X
4,234,025	11/1980	Berge	206/315.4
4,752,004	6/1988	Very	206/315.4 X
4,953,697	9/1990	Stanley	206/315.4
5,131,442	7/1992	Bevier	206/315.4 X

1 Claim, 7 Drawing Sheets

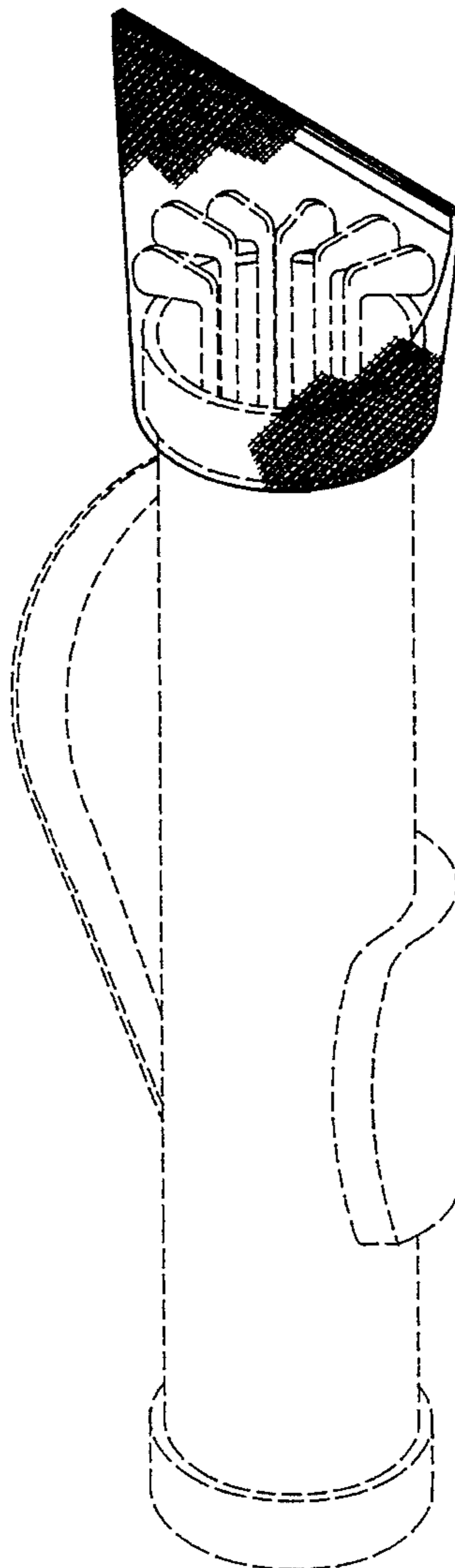


FIG. 1

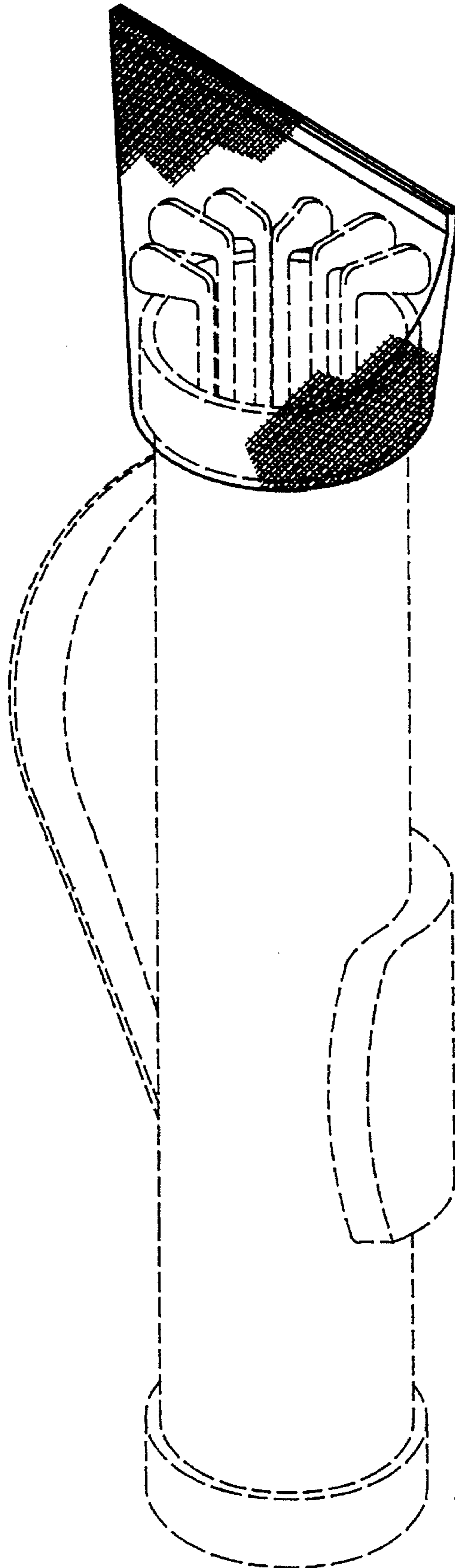


FIG. 2




FIG. 3




FIG. 4




FIG. 5




FIG. 6



FIG. 7

