



US00D363155S

# United States Patent [19]

[11] Patent Number: **Des. 363,155**

Susswein et al.

[45] Date of Patent: **\*\*Oct. 17, 1995**

[54] LEATHER CLIP END FOR SUSPENDERS

1,364,666	1/1921	Wilder .	
2,109,343	2/1938	Retter .	
2,663,026	12/1953	Arnold .....	2/229
2,752,606	7/1956	Krupin .....	2/309 X
4,118,804	10/1978	Freese .	
5,129,105	7/1992	Kleinman .....	2/326 X
5,172,429	12/1992	Lucier .	

[75] Inventors: **Malka Susswein**, Yonkers; **Yehuda J. Fischer**, Monsey, both of N.Y.

[73] Assignee: **Washington Garter Corp.**, Brooklyn, N.Y.

[\*\*] Term: **14 Years**

[21] Appl. No.: **31,039**

[22] Filed: **Nov. 16, 1994**

### FOREIGN PATENT DOCUMENTS

101364	6/1937	Australia .
644424	6/1964	Belgium .
220100	3/1942	Switzerland .

### Related U.S. Application Data

[62] Division of Ser. No. 6,576, Mar. 31, 1993, Pat. No. Des. 352,592.

[52] U.S. Cl. .... **D2/639**; D2/626

[58] Field of Search ..... D2/624, 626, 639, D2/640; D3/327; 2/229, 230, 231, 336, 340, 338; 24/253

*Primary Examiner*—Theodore M. Shooman  
*Assistant Examiner*—Paula Mortimer  
*Attorney, Agent, or Firm*—Bryan Cave

### [57] CLAIM

The ornamental design for leather clip end for suspenders, as shown and described.

### DESCRIPTION

FIG. 1 is a perspective view of the design for leather clip end for suspenders;

FIG. 2 is a front view;

FIG. 3 is a rear view;

FIG. 4 is a right side view;

FIG. 5 is a left side view;

FIG. 6 is a top view; and,

FIG. 7 is a bottom view.

### [56] References Cited

#### U.S. PATENT DOCUMENTS

7,243	3/1874	Flagg .	
D. 86,835	4/1932	Freysinger .....	D2/640
D. 290,311	6/1987	Metzger .	
D. 352,592	11/1994	Susswein et al. ....	D2/639
829,476	8/1906	Knothe .	
1,076,675	10/1913	Jennings .	
1,100,581	6/1914	Kornreich .	

**1 Claim, 2 Drawing Sheets**

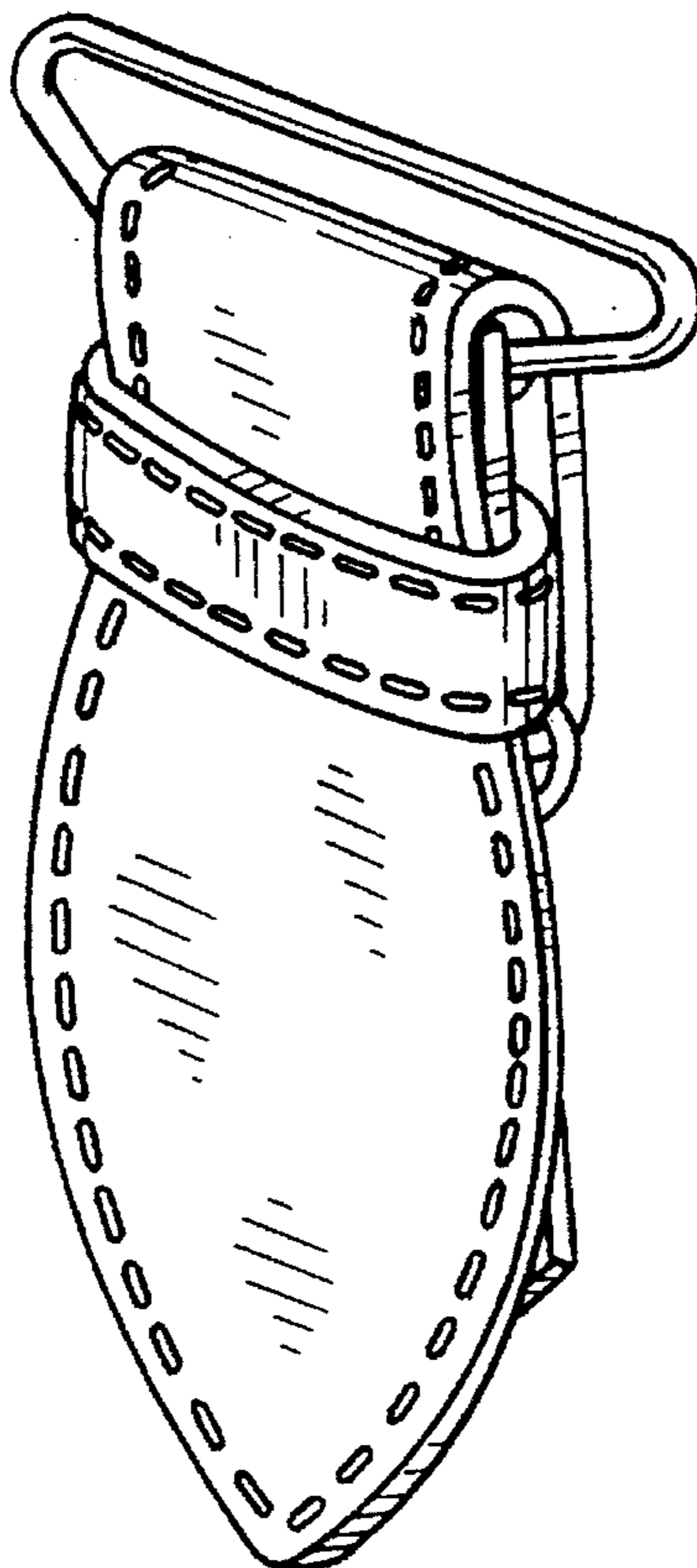


FIG. 3

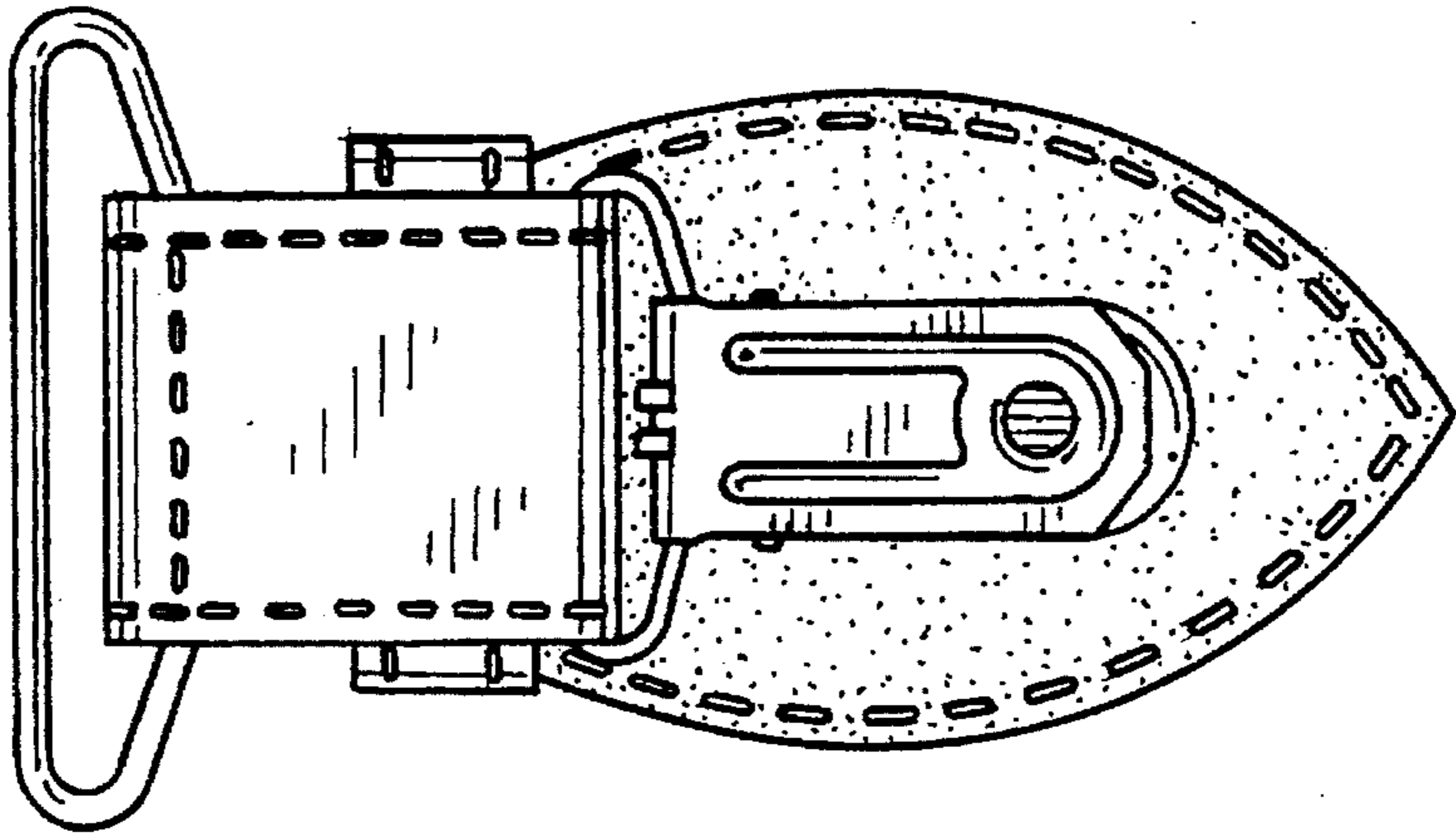


FIG. 2

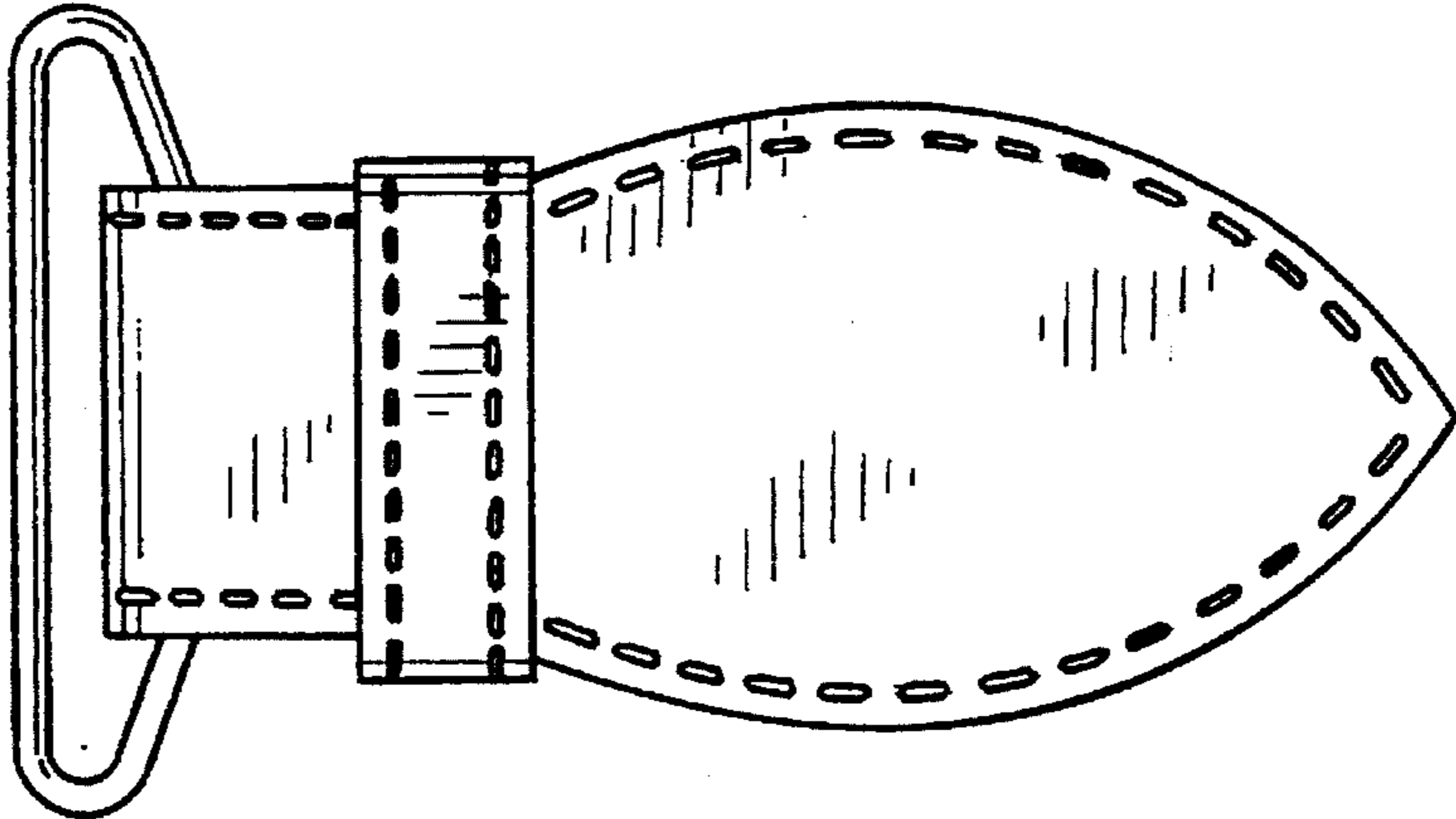


FIG. 1

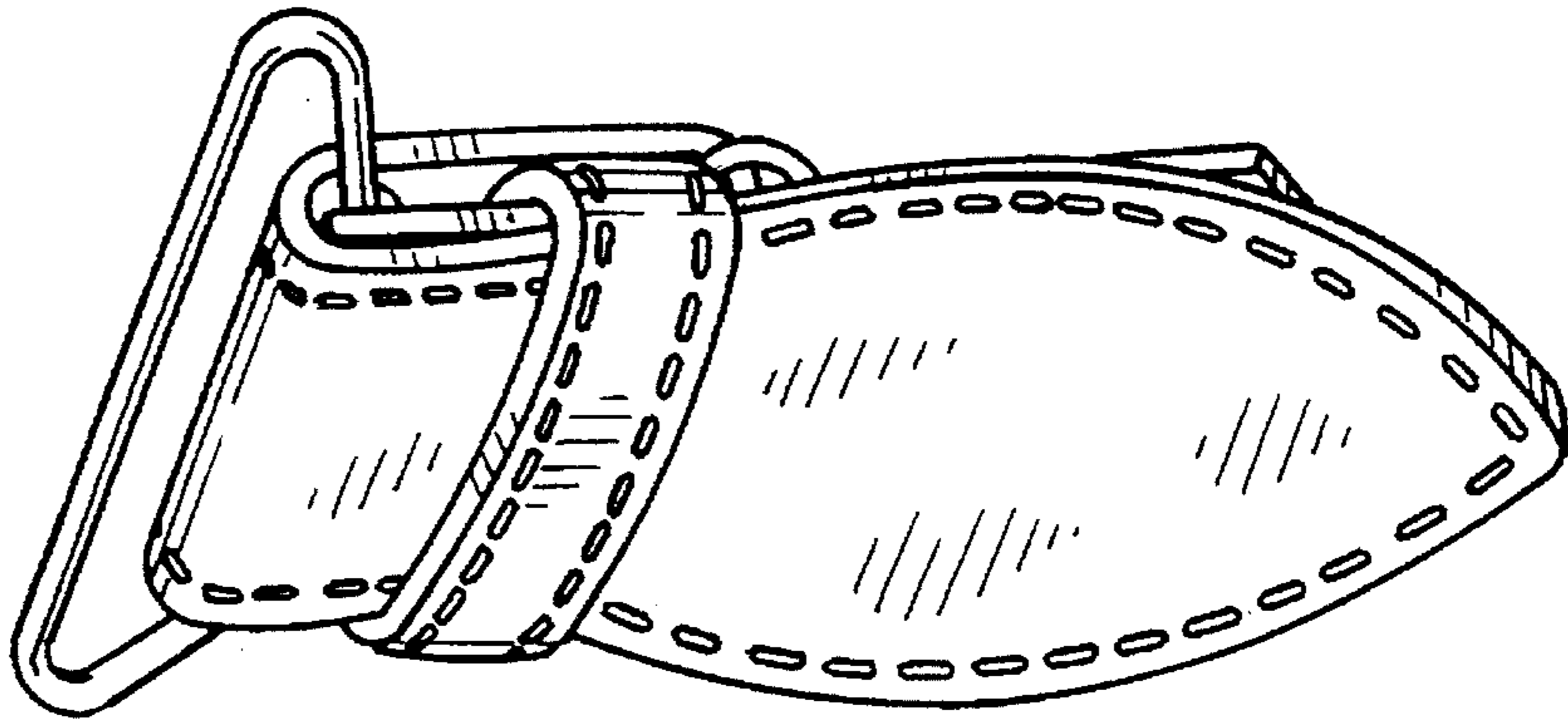


FIG. 4

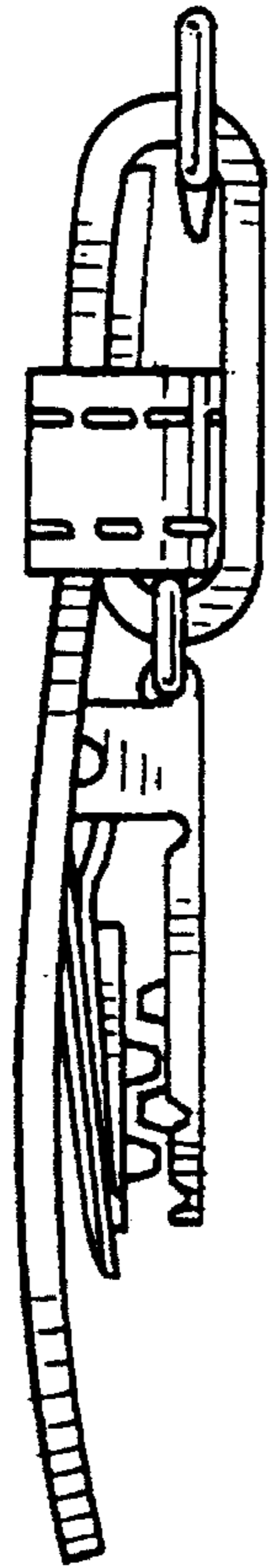


FIG. 5

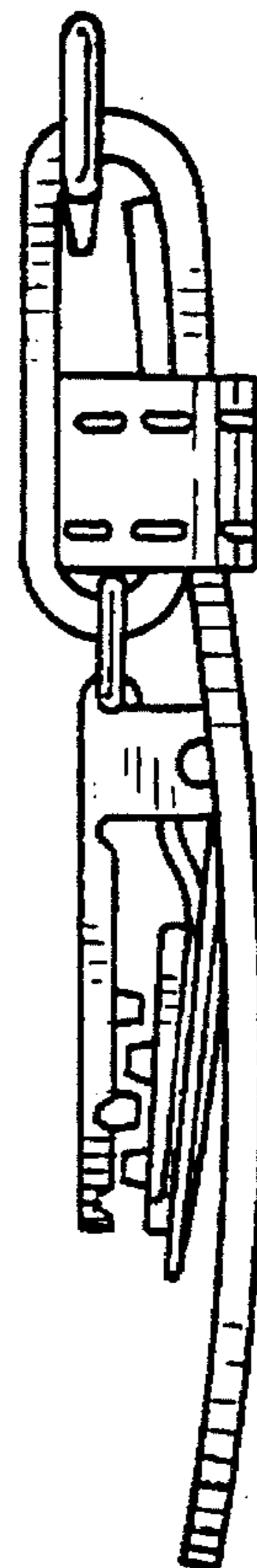


FIG. 6




FIG. 7

