



US00D363154S

# United States Patent [19]

[11] Patent Number: **Des. 363,154**

Petty

[45] Date of Patent: **\*\*Oct. 17, 1995**

[54] **SHOULDER-STRAP COVER**

[76] Inventor: **Guadalupe Petty**, 6211 E. 35th St., Tucson, Ariz. 85711

[\*\*] Term: **14 Years**

[21] Appl. No.: **14,190**

[22] Filed: **Oct. 15, 1993**

[52] U.S. Cl. .... **D2/639**

[58] Field of Search ..... D2/639, 624, 856; 297/482, 483-488; 24/265 R; 2/267, 268, 69, 102, 44, 45; 224/264, 901, 203, 205, 257; D24/190, 189

[56] **References Cited**

**U.S. PATENT DOCUMENTS**

D. 263,640	4/1982	Nandorf .....	D29/100
D. 336,566	6/1993	Desjardins .....	D29/100
3,957,282	5/1976	Finnigan .....	297/482
4,521,922	6/1985	Mitchell et al. ....	2/170 X
4,693,495	9/1987	LaPointe .....	297/482 X
4,887,318	12/1989	Weinreb .....	297/482 X
4,896,378	1/1990	Campana .....	2/170
5,144,694	9/1992	Conrad Da oud et al. ....	2/170 X

Primary Examiner—Prabhakar G. Deshmukh  
Attorney, Agent, or Firm—Antonio R. Durando; Harry M. Weiss

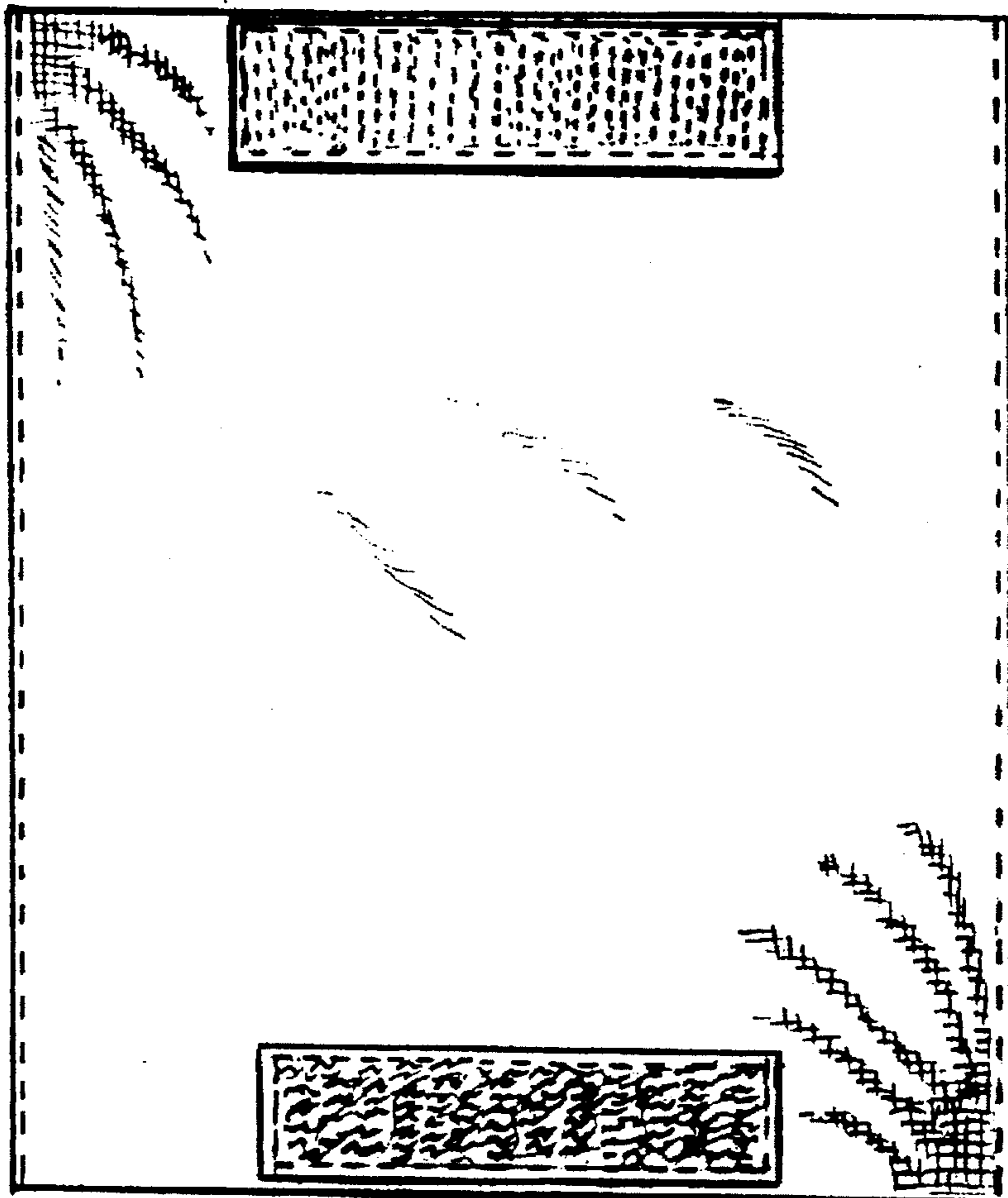
[57] **CLAIM**

The ornamental design for a shoulder-strap cover, as shown and described.

**DESCRIPTION**

FIG. 1 is an elevational view of the front side of a shoulder-strap cover showing my design;  
FIG. 2 is an elevational view of the back side thereof;  
FIG. 3 is an elevational view thereof taken from the left side, the elevational view from the right side being the same;  
FIG. 4 is a top plan view thereof;  
FIG. 5 is a bottom plan view thereof; and,  
FIG. 6 is a perspective view thereof showing the shoulder-strap cover of the invention partially wrapped around a shoulder strap.  
The broken line representation of a shoulder strap in FIG. 6 is for illustrative purposes only and forms no part of the claimed design.

**1 Claim, 1 Drawing Sheet**



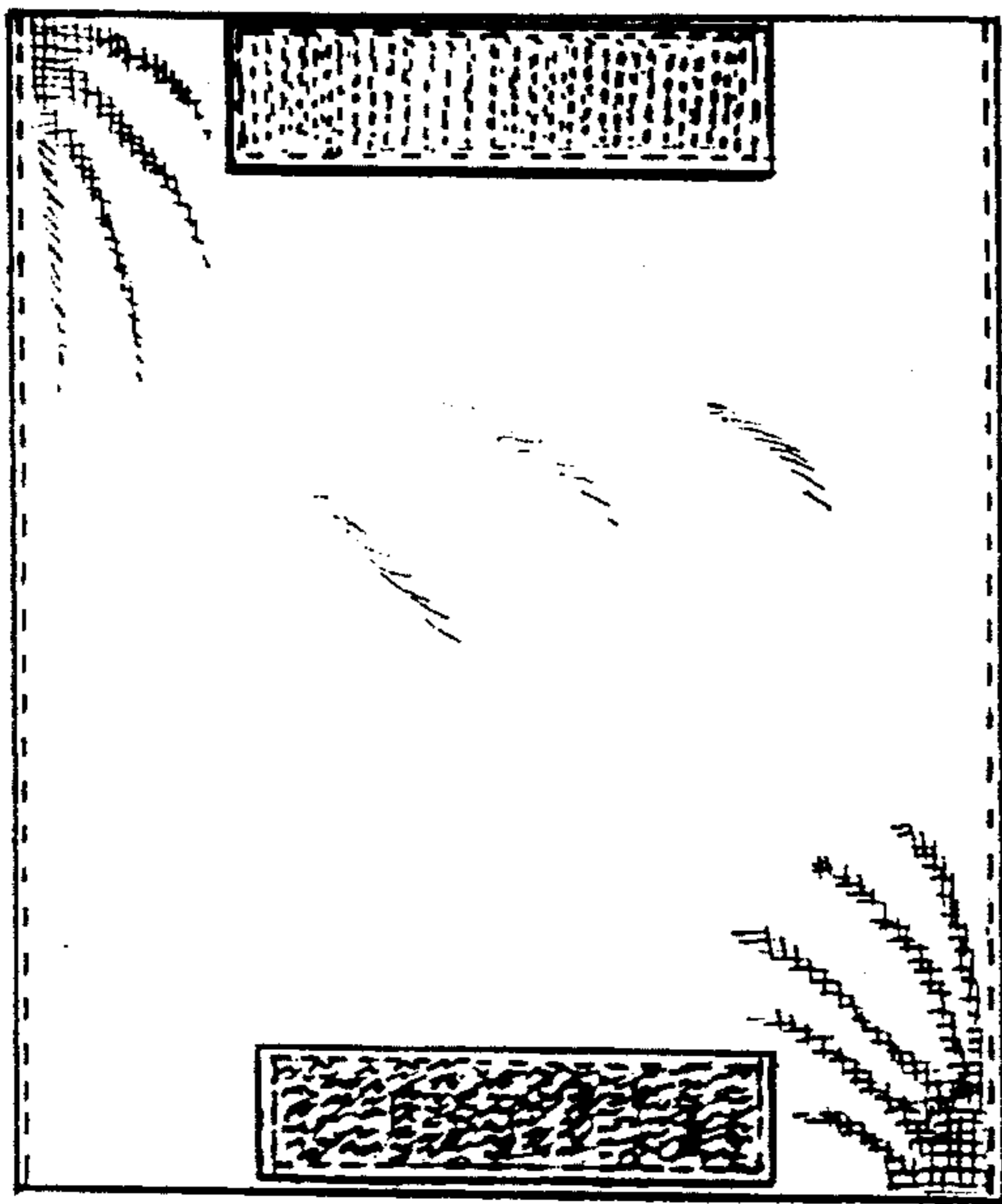


Fig. 1




Fig. 2




Fig. 4




Fig. 5



Fig. 3

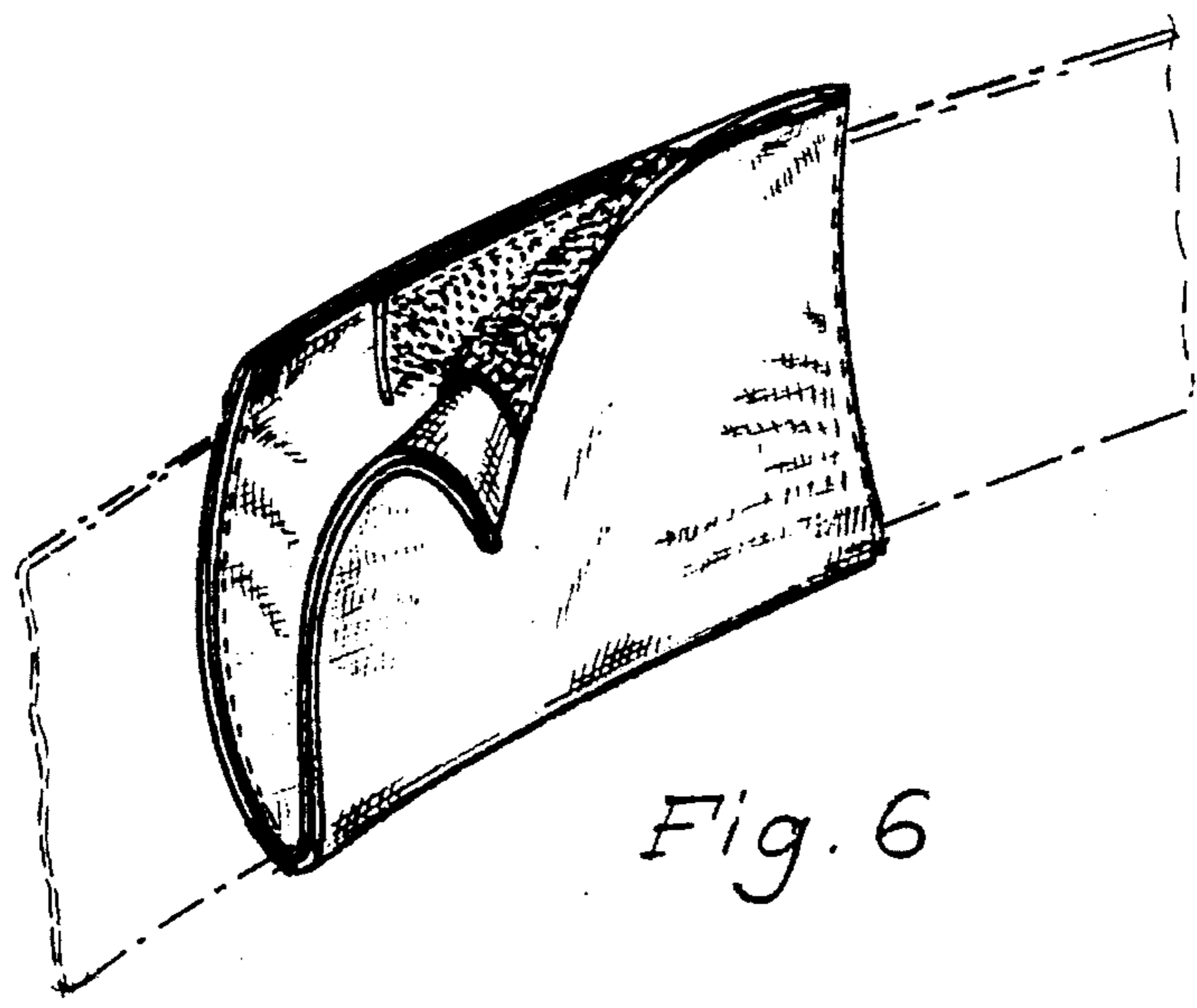


Fig. 6