



US00D363153S

United States Patent [19] Brasseur

[11] Patent Number: **Des. 363,153**

[45] Date of Patent: ****Oct. 17, 1995**

[54] **WEBBED AQUATIC GLOVE**

[76] Inventor: **John Brasseur**, 84 Seaview Dr., Santa Barbara, Calif. 93108

[**] Term: **14 Years**

[21] Appl. No.: **26,232**

[22] Filed: **Jul. 22, 1994**

[52] U.S. Cl. **D2/610; D2/617; D29/118**

[58] Field of Search **D2/610, 611, 612, 614, 615, 616, 617, 619, 621; D29/100, 113, 117, 118, 123; 441/56; 2/16, 158, 159**

[56] **References Cited**

U.S. PATENT DOCUMENTS

D. 205,928	10/1966	Rooker	2/158 X
458,888	9/1891	Eisele	2/159 X
1,284,178	11/1918	Clarke	2/159 X
1,409,761	3/1922	Parker	441/56
1,437,310	11/1922	Ingram	2/159 X
2,556,894	6/1951	Axiotes	441/56
3,512,194	5/1970	Wolfe	D29/118 X
3,732,575	5/1973	Pakulak	2/16 X

FOREIGN PATENT DOCUMENTS

3914 of 1890 United Kingdom D2/619

OTHER PUBLICATIONS

Skin Diver Mar. 1979 p. 78 bottom middle left glove.

Primary Examiner—Terry A. Wallace

Assistant Examiner—Paula Mortimer

Attorney, Agent, or Firm—Christie, Parker & Hale

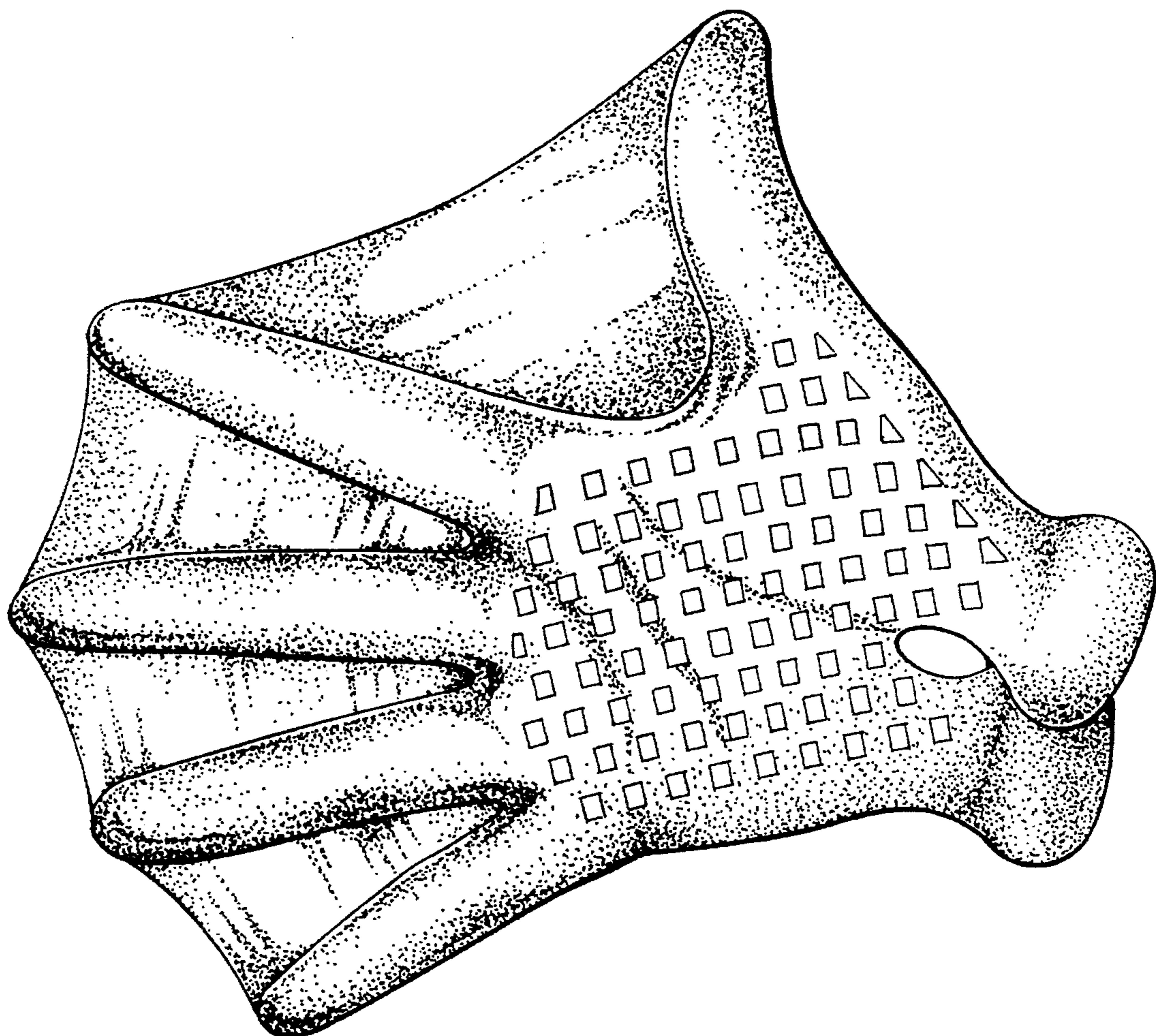
[57] **CLAIM**

The ornamental design for webbed aquatic glove, as shown and described.

DESCRIPTION

FIG. 1 is a plan view of the bottom of the glove; FIG. 2 is a side elevation view from the small finger side; FIG. 3 is a side elevation view from the side opposite to FIG. 2; FIG. 4 is an end elevation view from the wrist side; FIG. 5 is an elevation view from the fingers side; and, FIG. 6 is a top plan view.

1 Claim, 2 Drawing Sheets





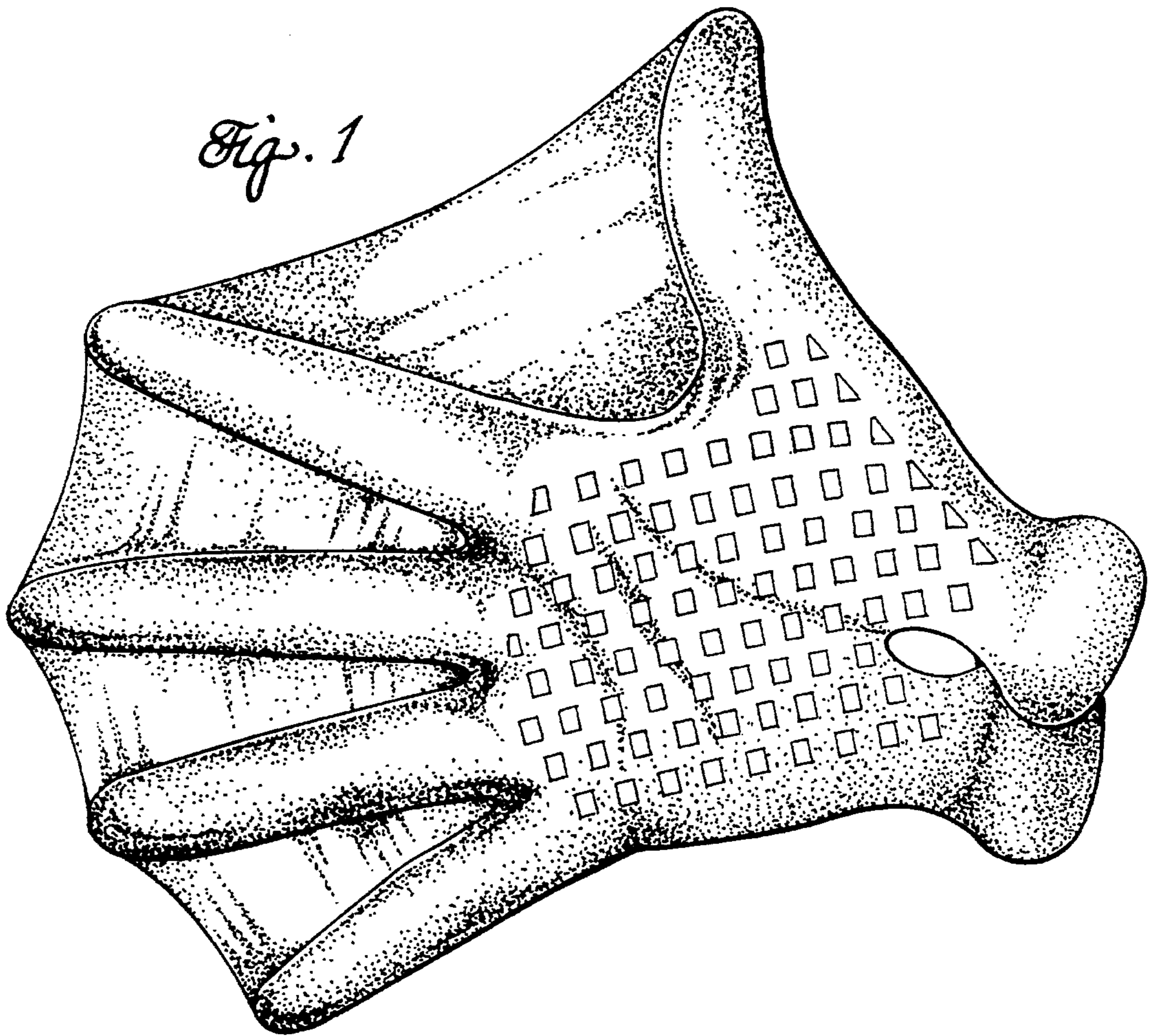


Fig. 4





Fig. 5

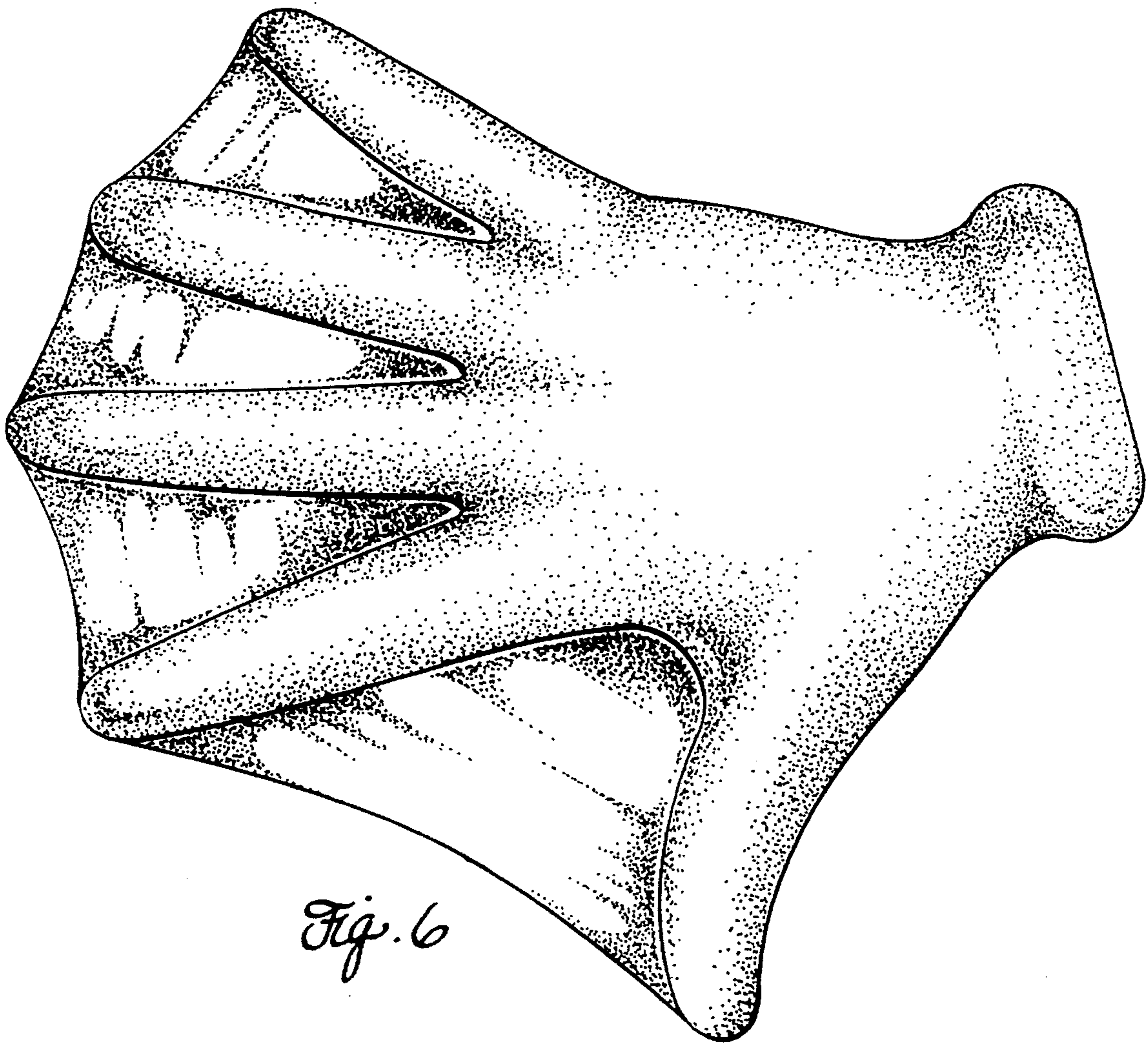


Fig. 6