



US00D363142S

United States Patent [19]

[11] Patent Number: **Des. 363,142**

Shurtleff

[45] Date of Patent: ****Oct. 10, 1995**

[54] **RAZOR HANDLE**

3,552,005	1/1971	Fischer	30/34.05
4,272,886	6/1981	Asano	30/86 X
4,587,729	5/1986	Jacobson	30/41
5,050,301	9/1991	Apprille, Jr.	30/87

[75] Inventor: **Jill M. Shurtleff**, So. Boston, Mass.

[73] Assignee: **The Gillette Company**, Boston, Mass.

[**] Term: **14 Years**

Primary Examiner—B. J. Bullock
Assistant Examiner—C. Tuttle
Attorney, Agent, or Firm—Donal B. Tobin

[21] Appl. No.: **724,314**

[57] CLAIM

[22] Filed: **Jun. 26, 1991**

The ornamental design for a razor handle, as shown and described.

[52] U.S. Cl. **D28/48**

[58] Field of Search D28/44-51; 30/32, 30/34.05, 41, 47, 41.6, 58, 85-87, 89

DESCRIPTION

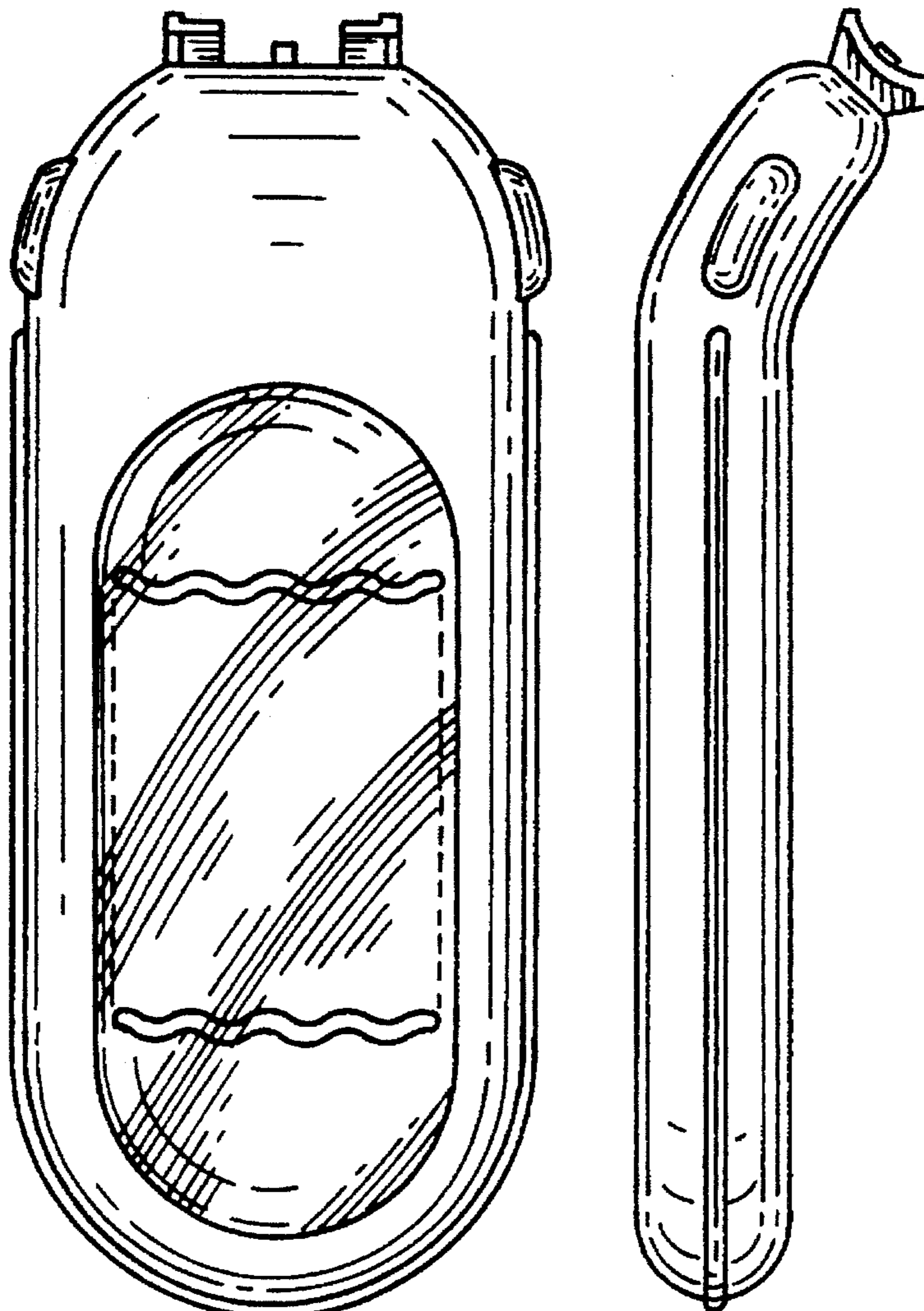
[56] References Cited

U.S. PATENT DOCUMENTS

D. 253,176	12/1979	Schuman et al.	D28/48
D. 306,916	3/1990	Wasserman	D28/48
2,308,162	1/1943	Frank	30/86 UX
2,367,571	1/1945	Gaide	30/41
2,458,417	1/1949	Pollifrone	30/41.6
2,710,445	6/1955	Fitzpatrick, Jr.	30/41.7 X

FIG. 1 is a rear elevational view of the razor handle showing my new design;
FIG. 2 is a left side elevational view thereof, the side opposite being a mirror image of the side shown;
FIG. 3 is a front elevational view thereof;
FIG. 4 is a bottom plan view thereof; and,
FIG. 5 is a top plan view thereof.

1 Claim, 2 Drawing Sheets



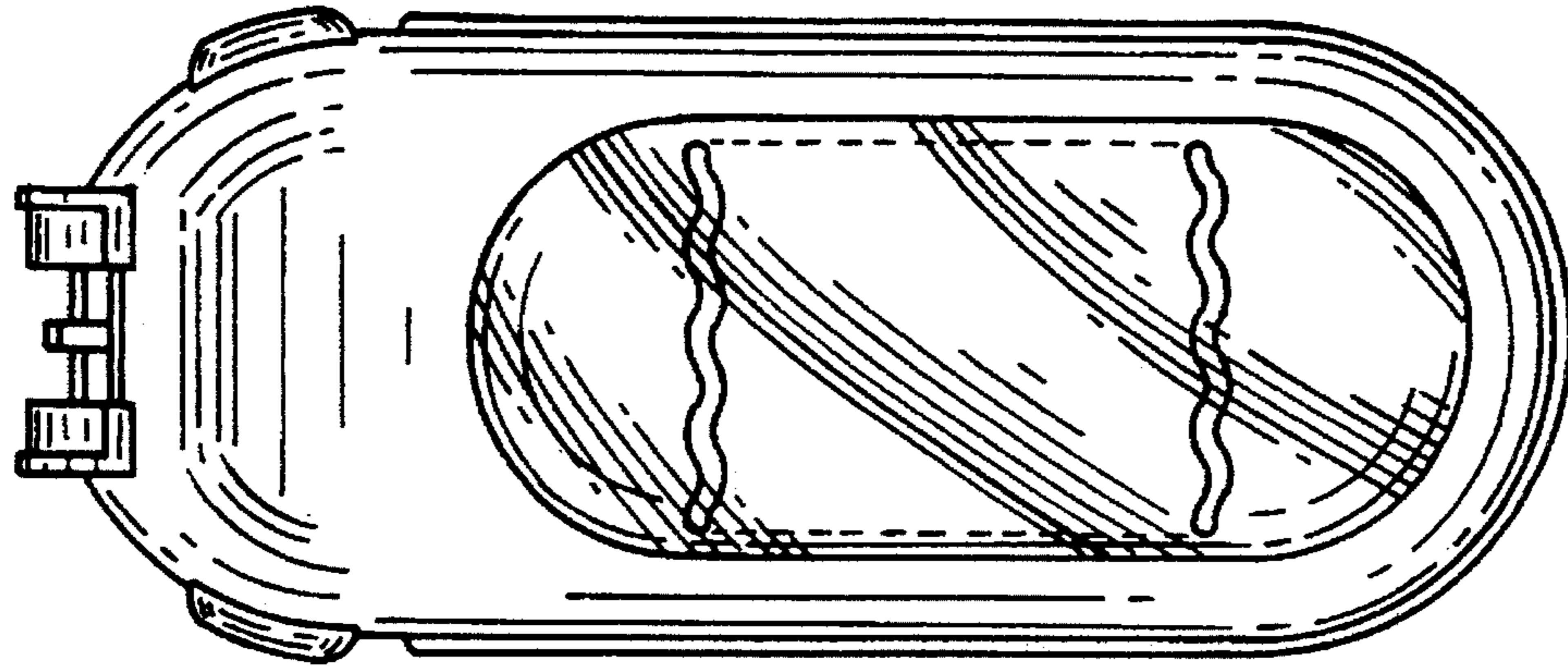


FIG. 1




FIG. 2

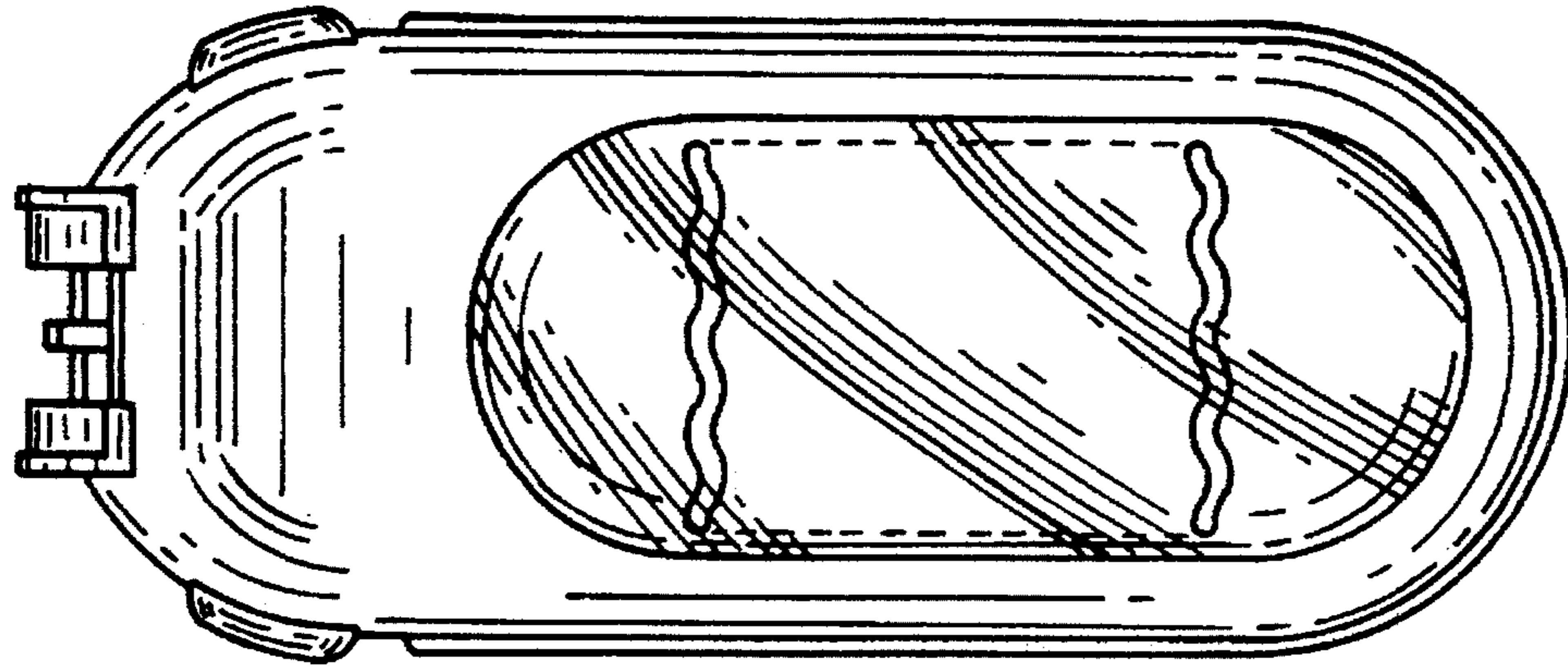


FIG. 3




FIG. 4




FIG. 5