



[54] STEAMER FOR A HAIR CURLER

63-42882 9/1988 Japan .
4042666707 9/1992 Japan 219/222

[75] Inventors: **Mario B. Accumanno**, E. Hanover, N.J.; **Bryan J. Boyle**, Audubon, Pa.; **Chia-Wu Chu**, Taichung, Taiwan

[73] Assignee: **Caruso International, Inc.**, Warminster, Pa.

[**] Term: **14 Years**

[21] Appl. No.: **28,149**

[22] Filed: **Sep. 8, 1994**

Related U.S. Application Data

[63] Continuation-in-part of Ser. No. 19,975, Mar. 15, 1994.
[52] U.S. Cl. **D28/38**
[58] Field of Search D28/38, 61, 73;
D23/360, 362, 332; 132/227, 228, 233,
272; 219/222, 226, 242

[56] References Cited

U.S. PATENT DOCUMENTS

D. 65,098	8/1924	Brewster .	
D. 166,827	5/1952	Schluttig .	
D. 217,481	5/1970	Bernard .	
D. 300,472	3/1989	Keung	D28/38
D. 304,245	10/1989	Ianni	D28/73
D. 304,262	10/1989	Mays	D9/307 X
D. 322,754	12/1991	Halm .	
D. 343,591	1/1994	Lovato	D11/87
3,034,496	5/1962	Greenwald	D7/611 X
3,410,985	11/1968	Giacchero	132/229 X
3,473,005	10/1969	Grandinetti	219/222
3,495,583	2/1970	Katzman et al.	219/222 X
4,516,011	5/1985	Jeffress et al.	219/222
4,771,797	9/1988	Kosaka	132/272

FOREIGN PATENT DOCUMENTS

0097074	12/1983	European Pat. Off. .
59-73207	5/1984	Japan .
657511	5/1985	Japan .

OTHER PUBLICATIONS

Front view of the Richard Caruso Styling Spa Molecular Hairsetter steamer with its removable top in place.
Front perspective view of the Richard Caruso Styling Spa Molecular Hairsetter steamer with its removable top removed.
Bottom view of AAF and AAP.
Perspective view of steamer for a hair curler that has been sold in Japan by a company known as Takigawa Beauty Supply under the name "Vinar".

Primary Examiner—Prabhakar G. Deshmukh

Assistant Examiner—C. Tuttle

Attorney, Agent, or Firm—Woodcock Washburn Kurtz Mackiewicz & Norris

[57] CLAIM

The ornamental design for a steamer for a hair curler, as shown and described.

DESCRIPTION

FIG. 1 is an isometric view of the steamer design, according to our invention;
FIG. 2 is a front view of the steamer design shown in FIG. 1;
FIG. 3 is a rear view of the steamer design shown in FIG. 1;
FIG. 4 is a side view of the steamer design shown in FIG. 1;
FIG. 5 is a top view of the steamer design shown in FIG. 1; and,
FIG. 6 is a bottom view of the steamer design shown in FIG. 1.

The left and right side views are identical. The cord element is shown partially broken away in the various views to indicate indeterminate length. The characteristic feature of the steamer design resides in a transparent dome-shaped top that exposes internal portions of the steamer, including a push button, a water reservoir and a hair curler holding post.

1 Claim, 2 Drawing Sheets

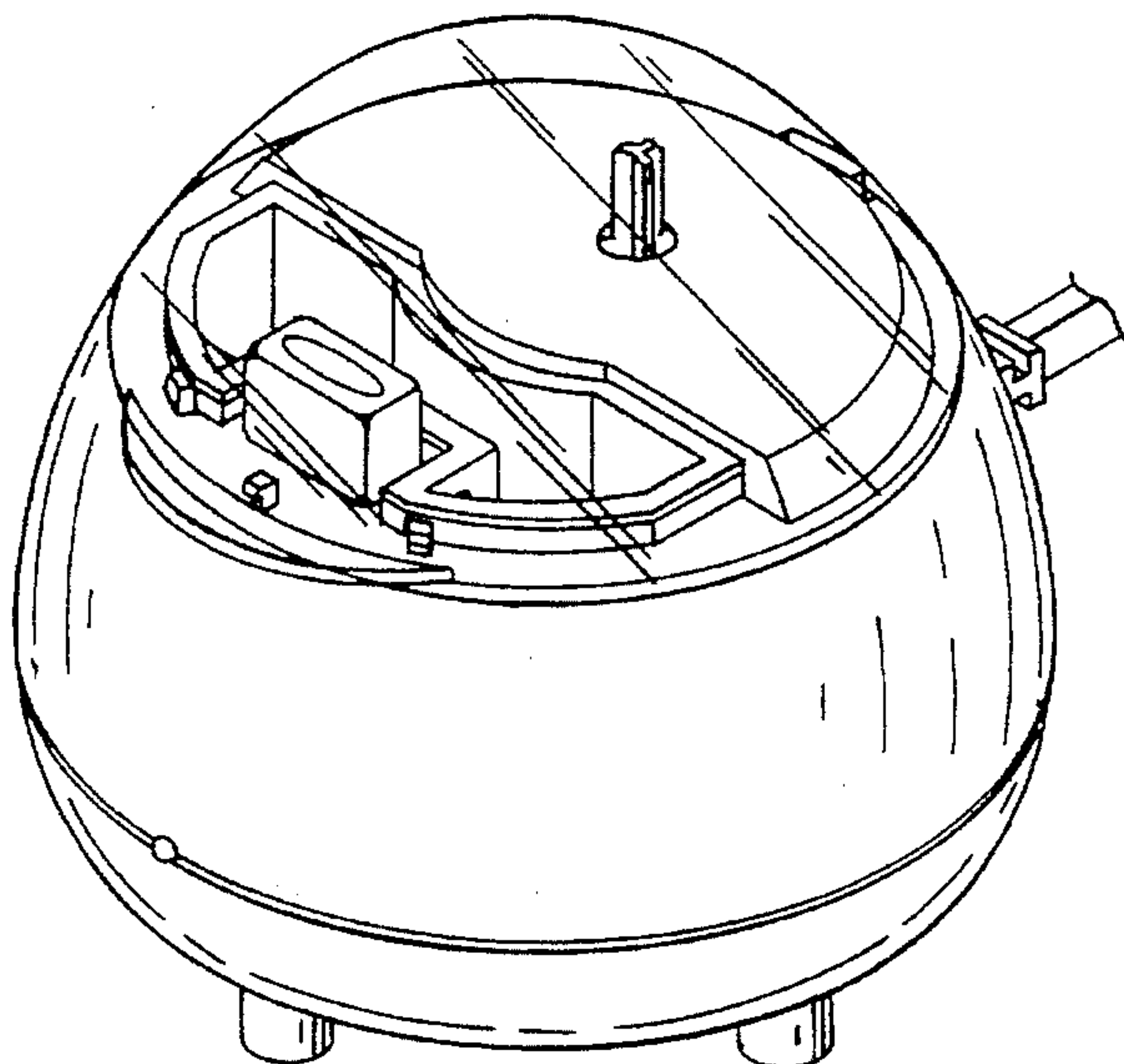


FIG. 1

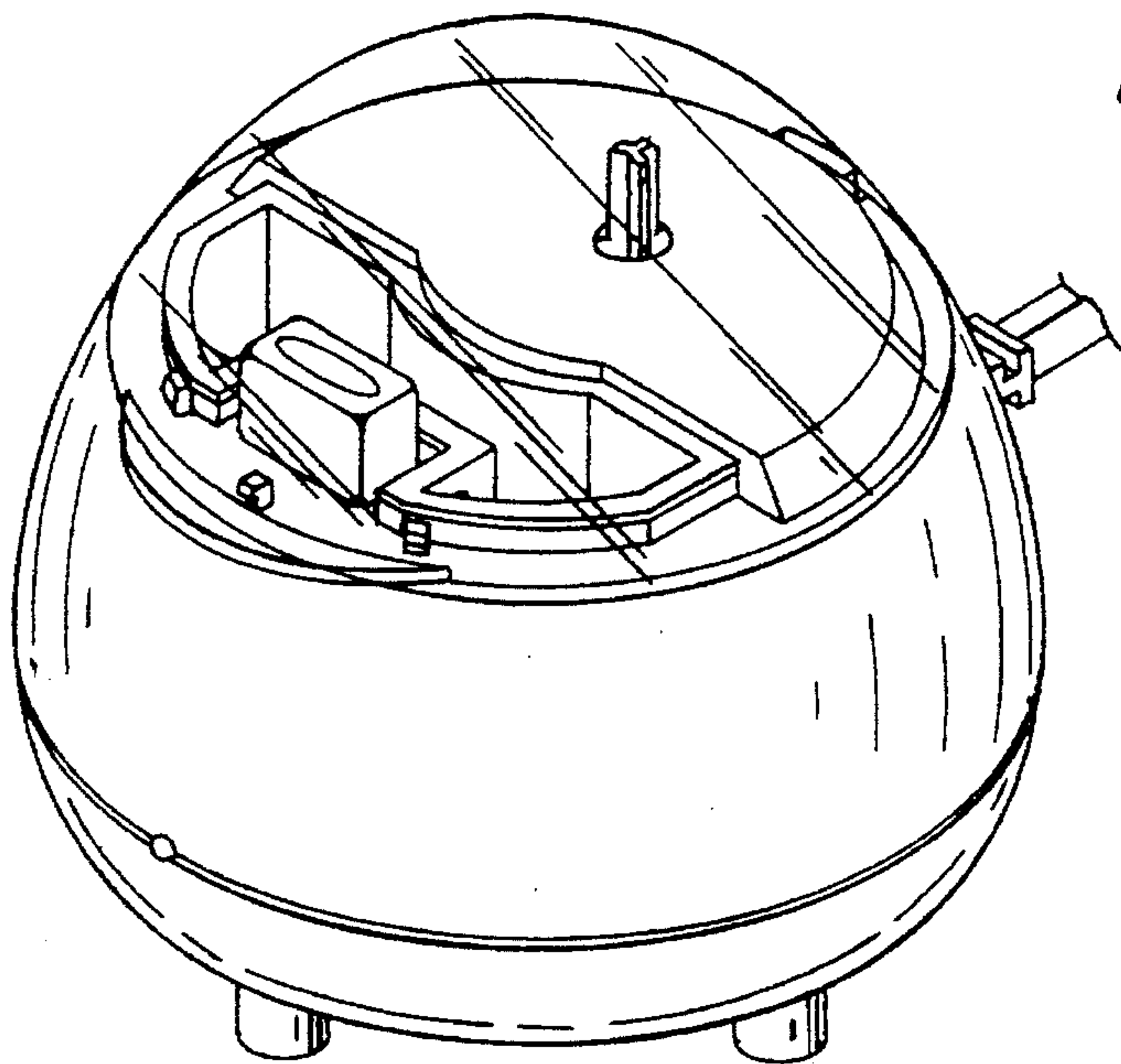


FIG. 2

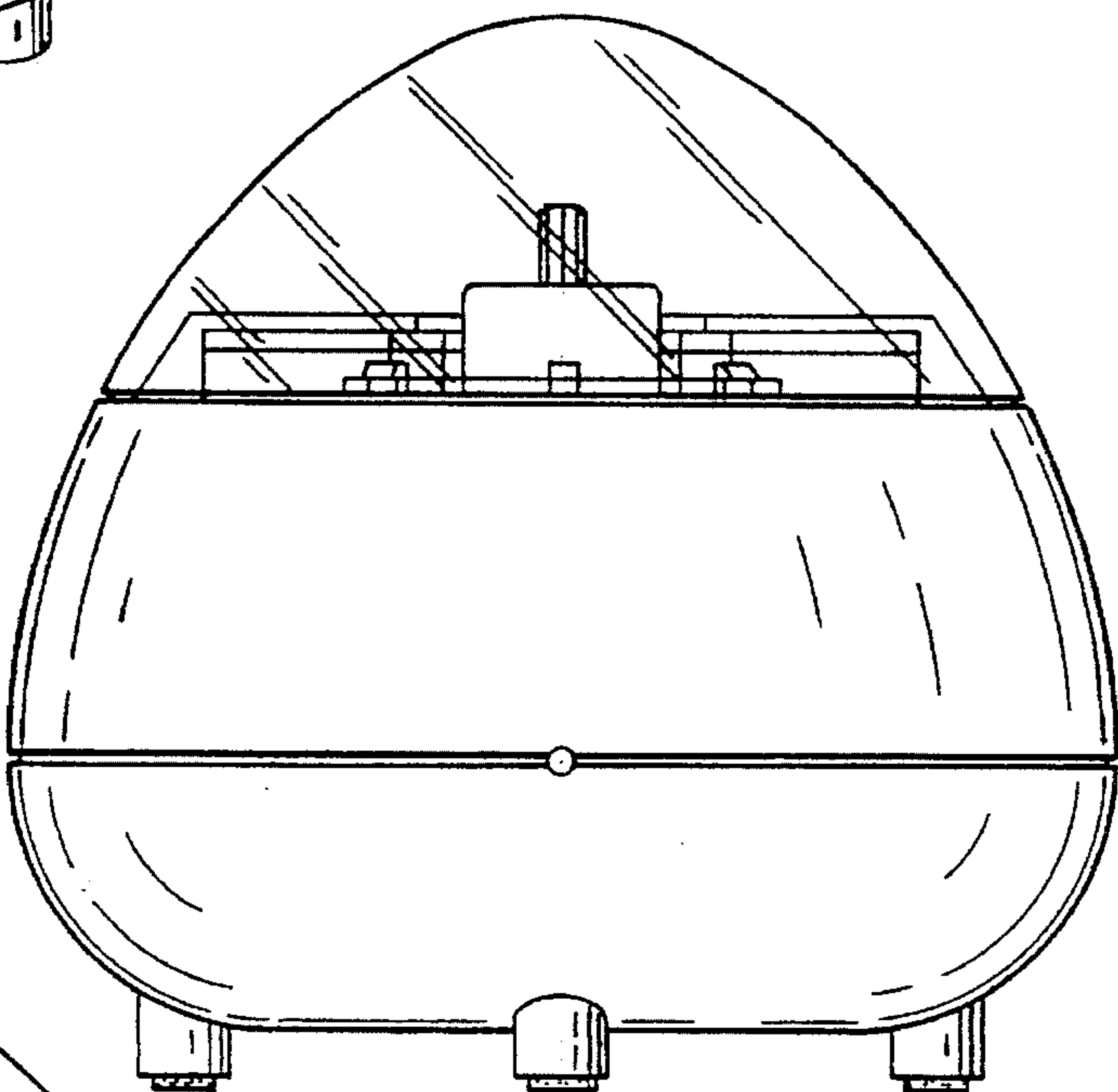


FIG. 3

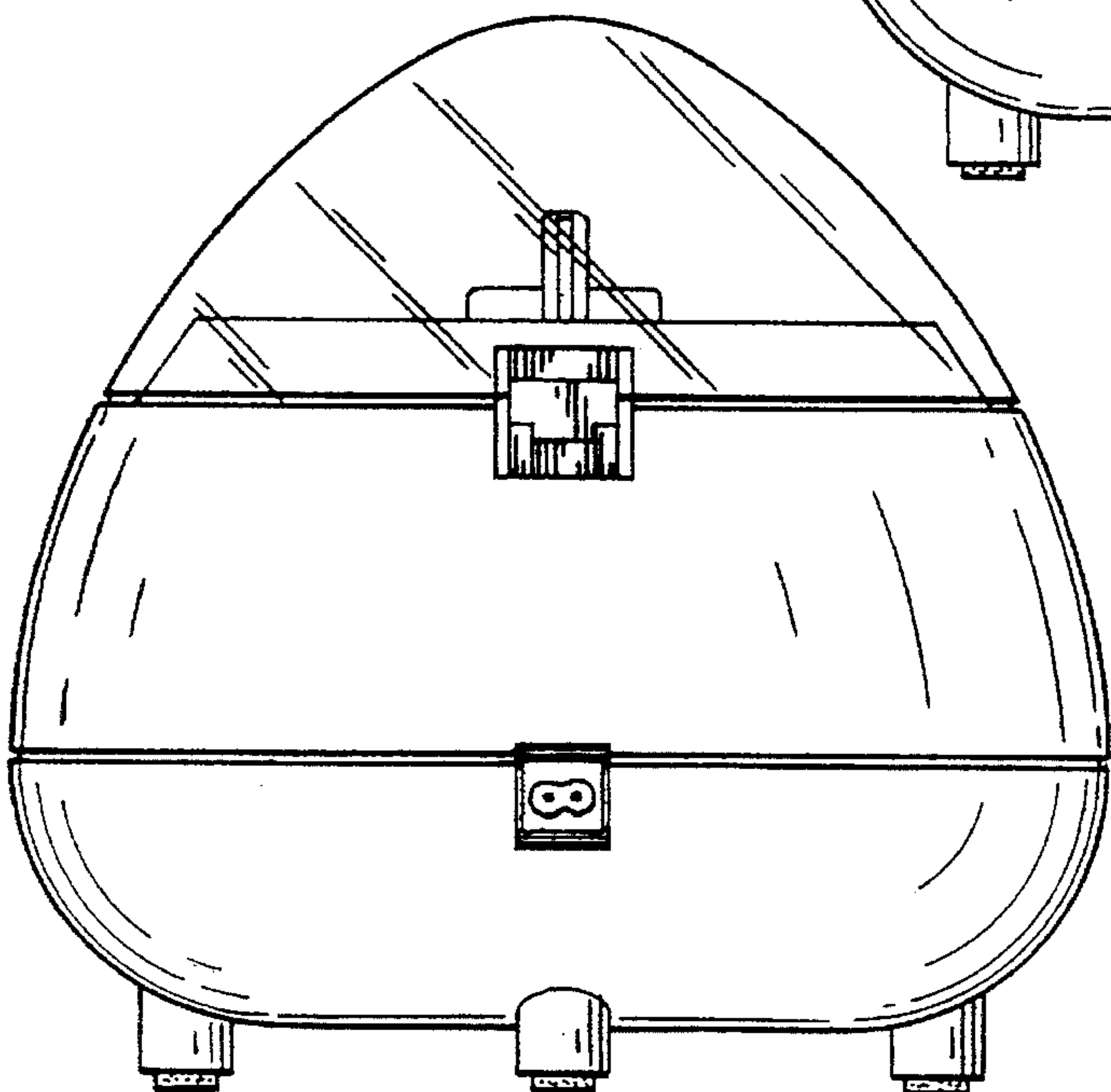


FIG. 4

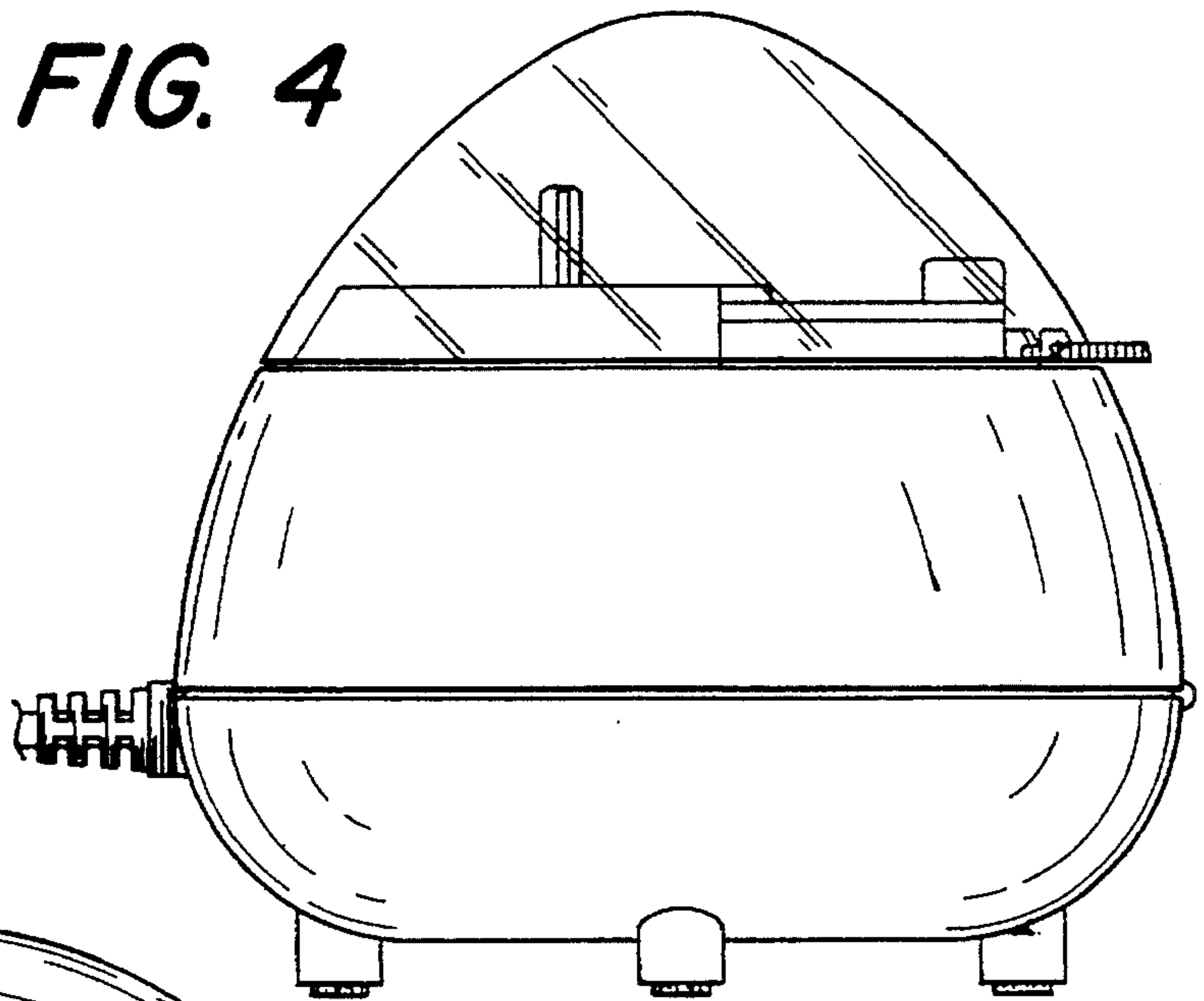


FIG. 5

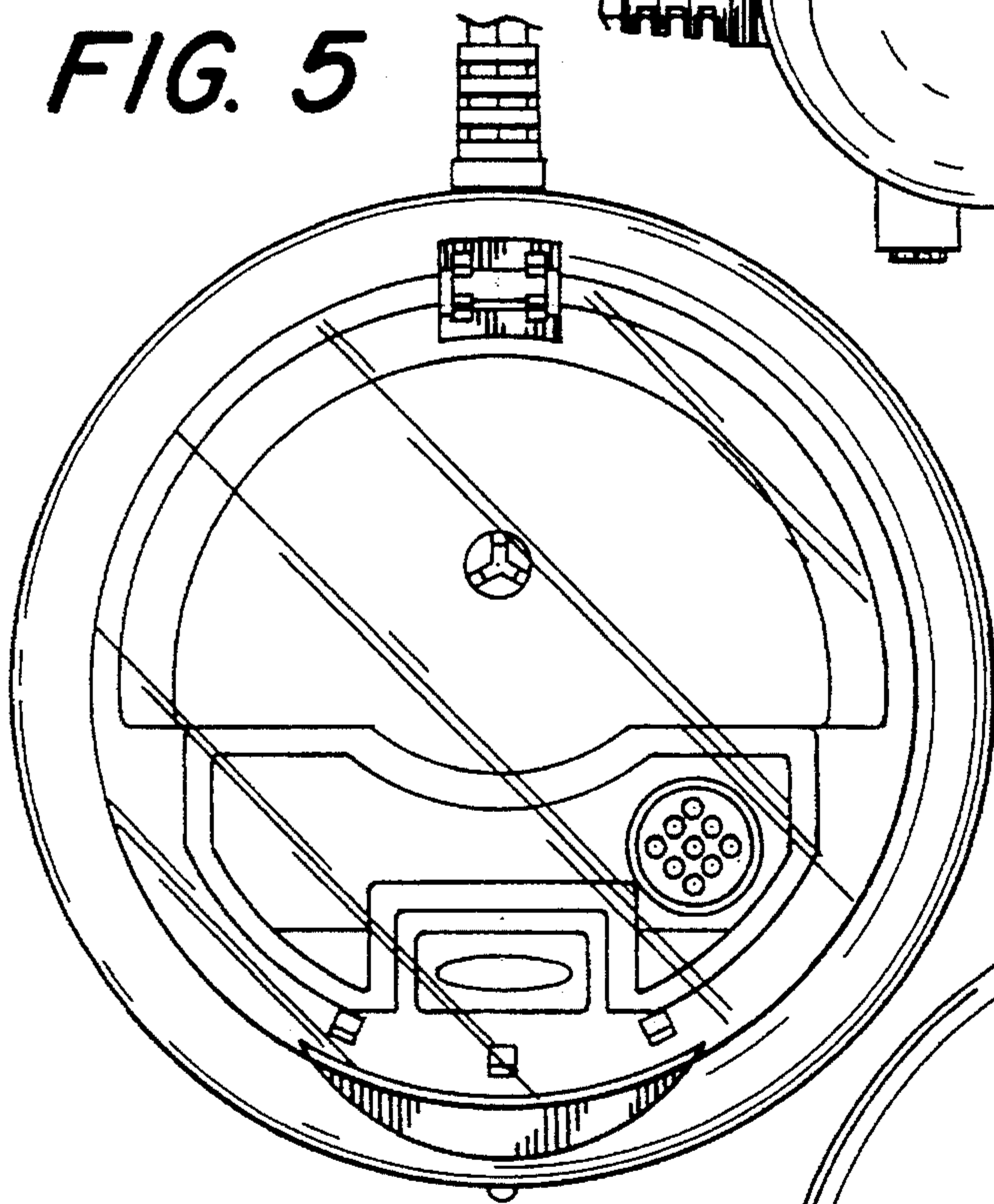


FIG. 6

