



US00D363123S

United States Patent [19]

[11] **Patent Number:** **Des. 363,123**

Morgan

[45] **Date of Patent:** ****Oct. 10, 1995**

[54] **CRANIAL BONE PLATE**

Primary Examiner—Louis S. Zarfes
Assistant Examiner—I. Simmons
Attorney, Agent, or Firm—Philip D. Junkins

[75] **Inventor:** **Frank H. Morgan**, Las Vegas, Nev.

[73] **Assignee:** **TiMesh, Inc.**, Las Vegas, Nev.

[57] **CLAIM**

[**] **Term:** **14 Years**

The ornamental design for a cranial bone plate, as shown and described.

[21] **Appl. No.:** **22,334**

DESCRIPTION

[22] **Filed:** **May 3, 1994**

[52] **U.S. Cl.** **D24/155**; D24/140; D24/145

FIG. 1 is a top plan view showing my new design for a cranial bone plate;

[58] **Field of Search** D24/155, 145, D24/140; 606/69, 71, 70; D10/164; D8/66

FIG. 2 is a right side elevation view of the a cranial bone plate, the left side elevation view being a mirror image thereof;


[56] **References Cited**

FIG. 3 is a rear elevation view of the a cranial bone plate, the front elevation view being a mirror image thereof; and, FIG. 4 is a bottom plan view of the a cranial bone plate.

U.S. PATENT DOCUMENTS

5,139,497 8/1992 Tilghman et al. 606/69
5,201,737 4/1993 Leibinger et al. 606/69

1 Claim, 1 Drawing Sheet






FIG. 4.




FIG. 3.




FIG. 1.



FIG. 2.