



US00D363110S

United States Patent [19]

[11] **Patent Number: Des. 363,110**

Cohen

[45] **Date of Patent: *** Oct. 10, 1995**

[54] **INSECT BAIT HOLDER**

[75] **Inventor: Paul Cohen, Cammeray, Australia**

[73] **Assignee: R&C Products Pty Limited, Ermington, Australia**

[*] **Notice:** The portion of the term of this patent subsequent to Oct. 3, 2009 has been disclaimed.

[**] **Term: 14 Years**

[21] **Appl. No.: 11,913**

[22] **Filed: Aug. 17, 1993**

[30] **Foreign Application Priority Data**

Feb. 19, 1993 [AU] Australia 453/93

[52] **U.S. Cl. D22/122**

[58] **Field of Search D22/119-123; 43/131, 114, 132.1, 124, 121**

[56] **References Cited**

U.S. PATENT DOCUMENTS

D. 298,160 10/1988 Gatarz D22/122

D. 305,924	2/1990	Demarest	D22/122
D. 306,895	3/1990	Mares	D22/122
D. 323,871	2/1992	Nitta et al.	D22/122
D. 326,702	6/1992	Demarest	D22/122 X
D. 326,890	6/1992	Mares	D22/119
4,793,093	12/1988	Gentile	43/131

FOREIGN PATENT DOCUMENTS

97487 8/1987 Australia .

Primary Examiner—Doris V. Coles
Attorney, Agent, or Firm—Frederick H. Rabin

[57] **CLAIM**

The ornamental design for an insect bait holder, as shown and described.

DESCRIPTION

FIG. 1 is a top and side perspective view of the insect bait holder showing my new design;
FIG. 2 is a top plan view thereof;
FIG. 3 is a side view thereof;
FIG. 4 is a side view thereof; and,
FIG. 5 is an inverted plan view thereof.

1 Claim, 2 Drawing Sheets

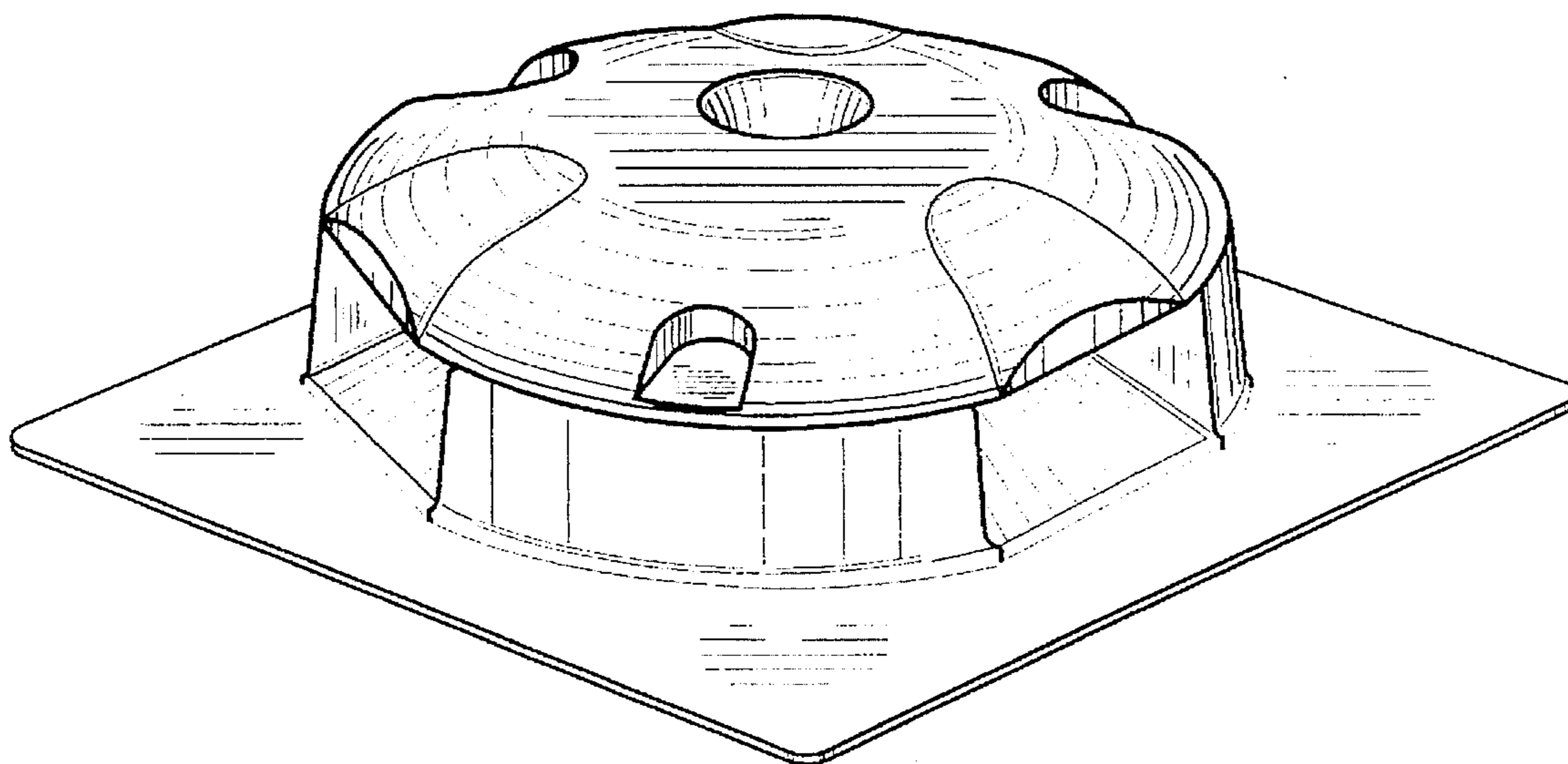


FIG. 1

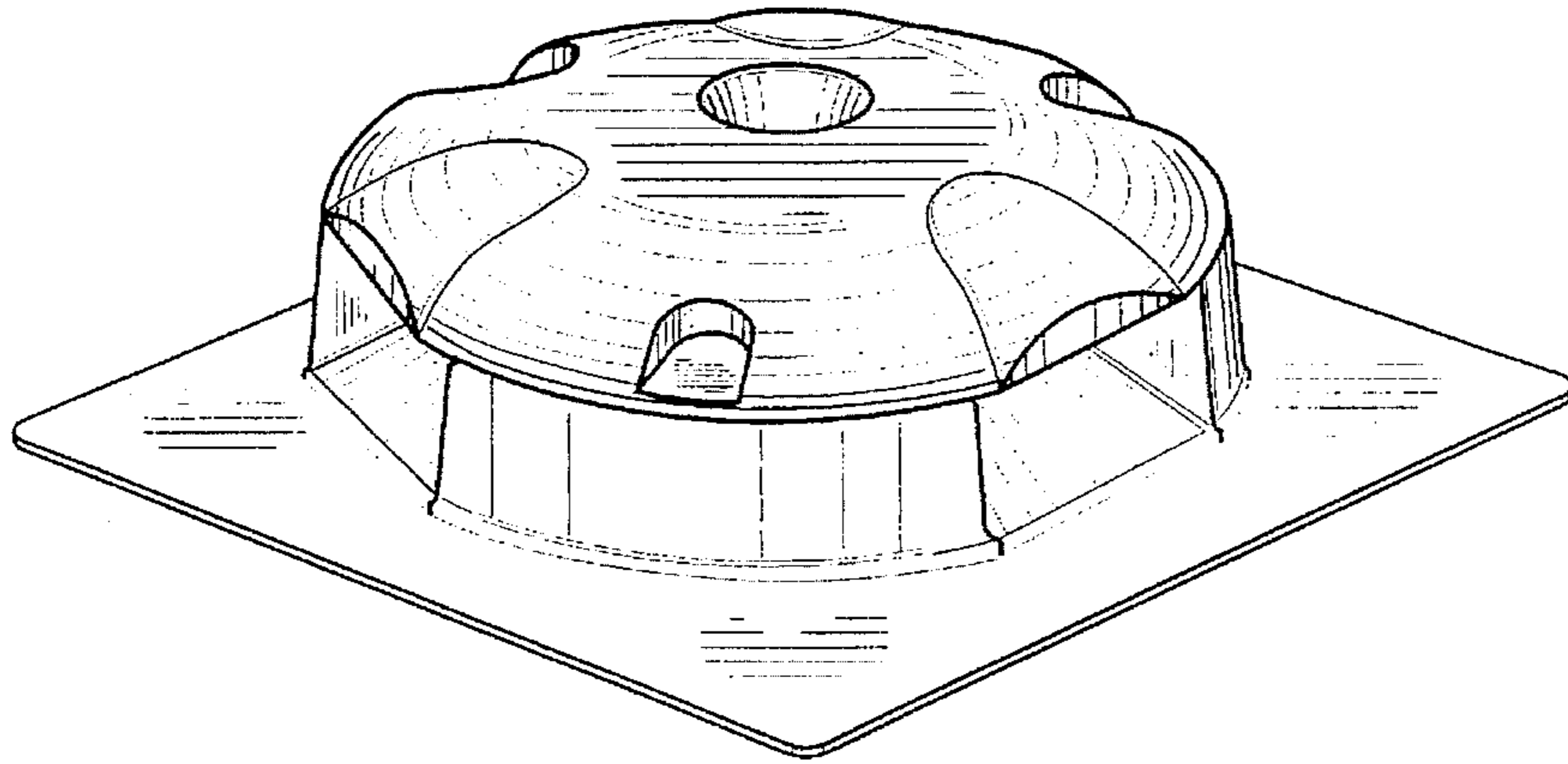


FIG. 2

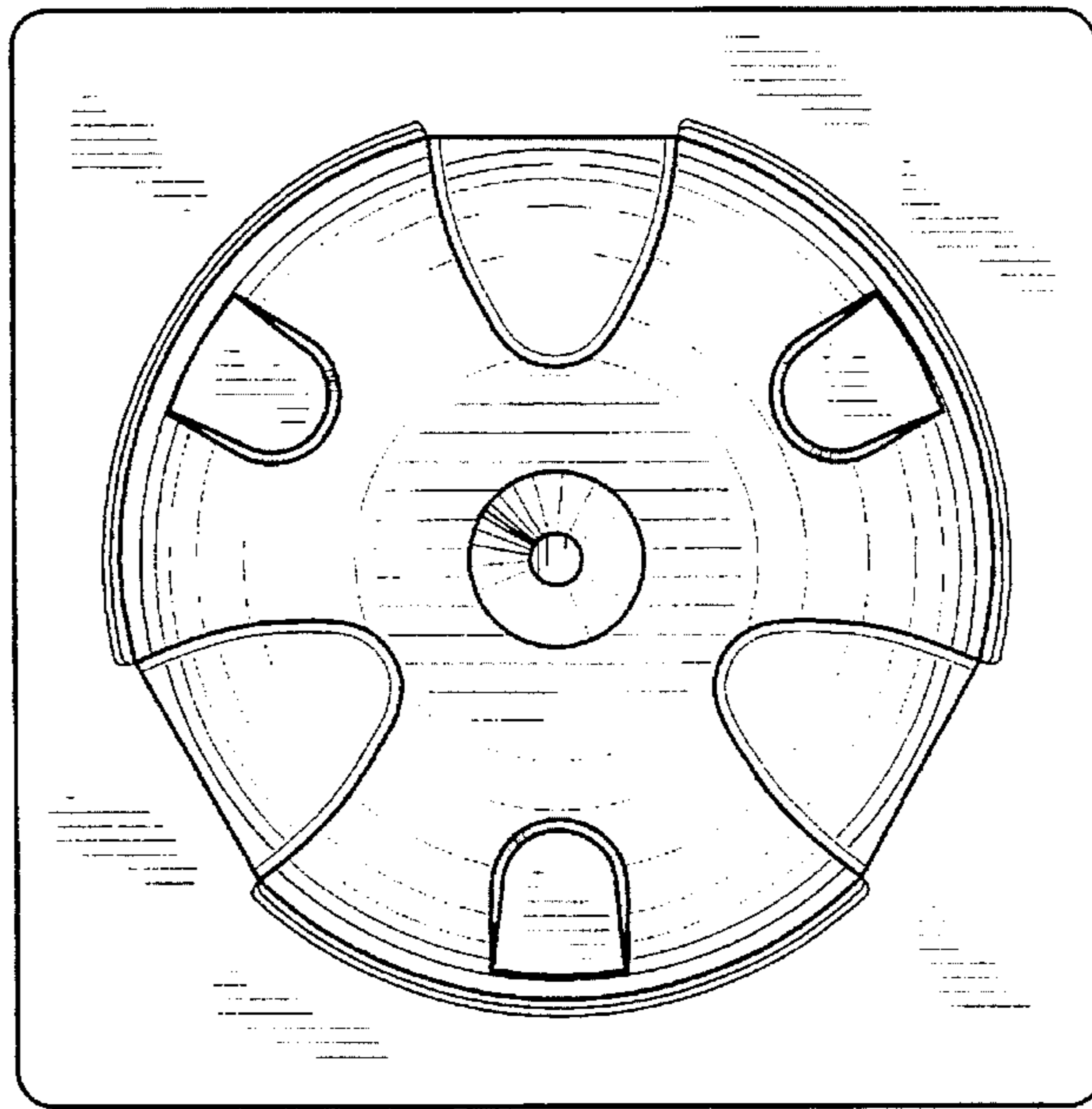


FIG. 3

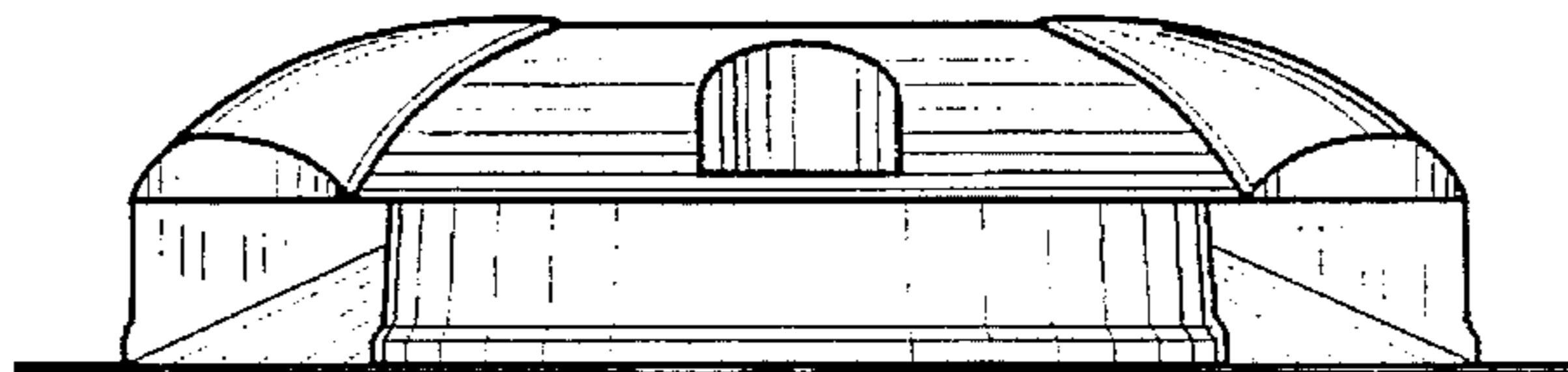


FIG. 4

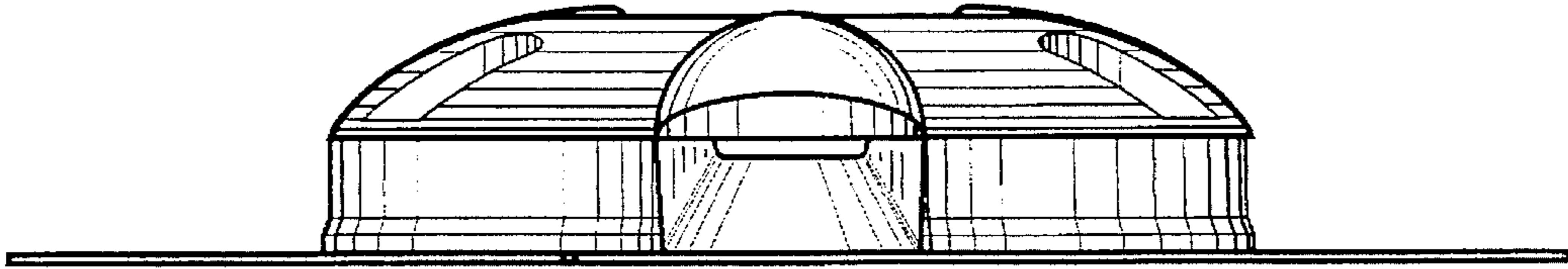


FIG. 5

