



US00D363099S

# United States Patent [19]

[11] **Patent Number:** **Des. 363,099**

## Cudlip

[45] **Date of Patent:** **\*\*Oct. 10, 1995**

[54] **TENNIS RACQUET**

FOREIGN PATENT DOCUMENTS

[76] Inventor: **John B. Cudlip**, 3651 Haven Ave.,  
Menlo Park, Calif. 95025

3404831A1 8/1985 Germany .

[\*\*] Term: **14 Years**

*Primary Examiner*—Prabhakar G. Deshmukh  
*Assistant Examiner*—Mitchell I. Siegel  
*Attorney, Agent, or Firm*—Flehr, Hohbach, Test, Albritton & Herbert

[21] Appl. No.: **26,233**

[22] Filed: **Jul. 22, 1994**

[57] **CLAIM**

[52] U.S. Cl. .... **D21/212**

The ornamental design for a tennis racquet, as shown and described.

[58] **Field of Search** ..... D21/212, 213;  
273/29 R, 67 R, 73 R, 73 C, 73 G, 73 J,  
75

### DESCRIPTION


[56] **References Cited**

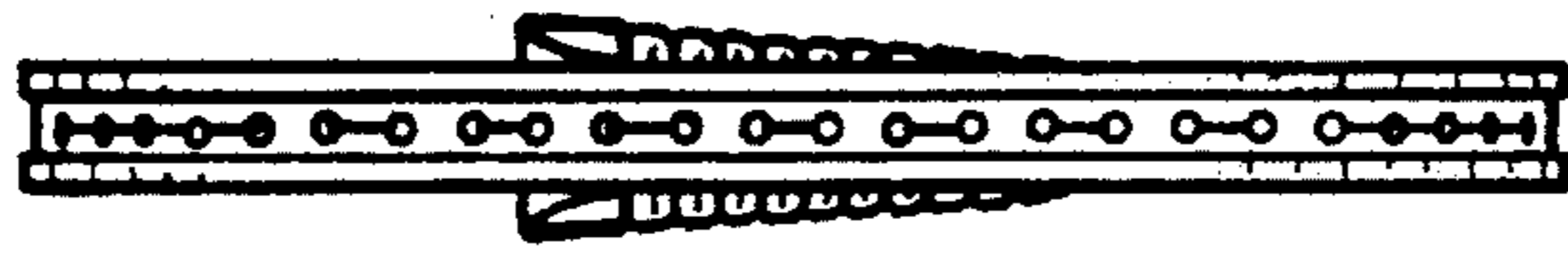
FIG. 1 is a front elevational view of a tennis racquet showing my design, the rear elevational view being a mirror image; FIG. 2 is a left side elevational view thereof; FIG. 3 is a right side elevational view thereof; FIG. 4 is a top plan view thereof; and, FIG. 5 is a bottom plan view thereof.

#### U.S. PATENT DOCUMENTS

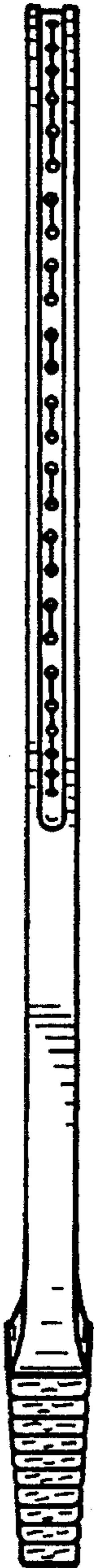
D. 255,137	5/1980	Bowen	.....	D21/213
D. 291,222	8/1987	Kiraly	.....	D21/212
D. 295,307	4/1988	Cudlip	.	
4,721,305	1/1988	Cudlip	.	
4,861,030	8/1989	Burt	.....	273/73 J
5,183,260	2/1993	Kheir	.....	273/73 J

**1 Claim, 1 Drawing Sheet**






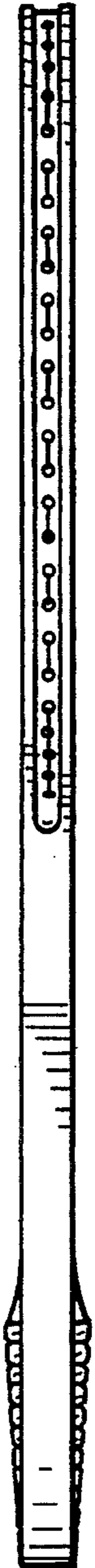
FIG\_4



FIG\_2



FIG\_1



FIG\_3



FIG\_5