



US00D363087S

United States Patent [19]

[11] Patent Number: **Des. 363,087**

McAuley

[45] Date of Patent: ****Oct. 10, 1995**

[54] FINGER RING TAG

659,199	10/1900	Anderton	40/639
840,487	1/1907	Goldsmith	40/639
1,742,982	1/1930	Wittslein	40/639
4,121,360	10/1978	Vlerebome	40/639

[75] Inventor: **William A. McAuley**, Lincoln, R.I.

[73] Assignees: **K & M Associates**, Providence, R.I.;
Display Creations, Inc., Pawtucket, R.I.; a part interest

Primary Examiner—A. Hugo Word
Assistant Examiner—Marcus Jackson
Attorney, Agent, or Firm—Salter & Michaelson

[**] Term: **14 Years**

[57] **CLAIM**

[21] Appl. No.: **32,208**

The ornamental design for a finger ring tag, as shown and described.

[22] Filed: **Dec. 14, 1994**

[52] U.S. Cl. **D20/22**

[58] Field of Search D20/22, 23, 26,
D20/27, 28, 29, 40; D8/1, 2; 40/639, 641,
642, 644, 645, 646, 647, 650, 651, 633

DESCRIPTION

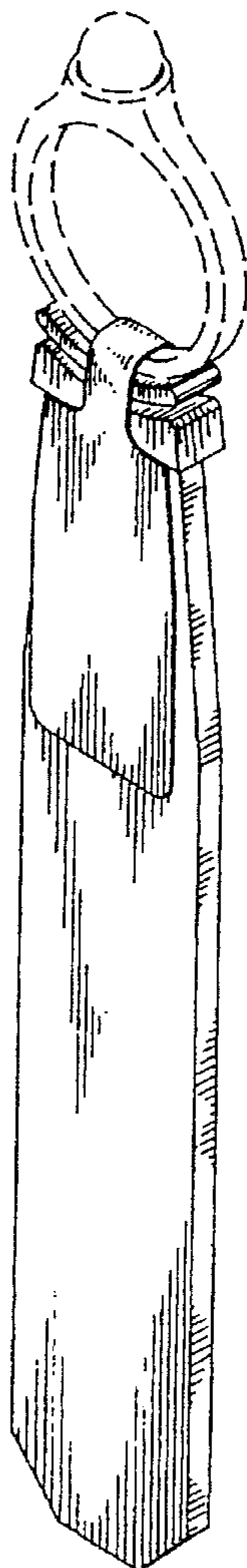
FIG. 1 is a perspective view of a finger ring tag showing my new design;
FIG. 2 is a front elevational view thereof, the rear elevational view being a mirror image thereof;
FIG. 3 is a side elevational view thereof, the opposite side elevation being a mirror image thereof;
FIG. 4 is a top plan view thereof; and,
FIG. 5 is a bottom plan view thereof.
The broken lines showing are for illustrative purposes only and form no part of the claimed design.

[56] **References Cited**

U.S. PATENT DOCUMENTS

D. 89,284	2/1933	Mahnk	D20/28
D. 232,441	8/1974	Camposeo	D20/27
D. 251,121	2/1979	Smith	D20/27
D. 320,414	10/1991	Morgan	D20/26
D. 335,897	5/1993	Huckeba	D20/22

1 Claim, 1 Drawing Sheet



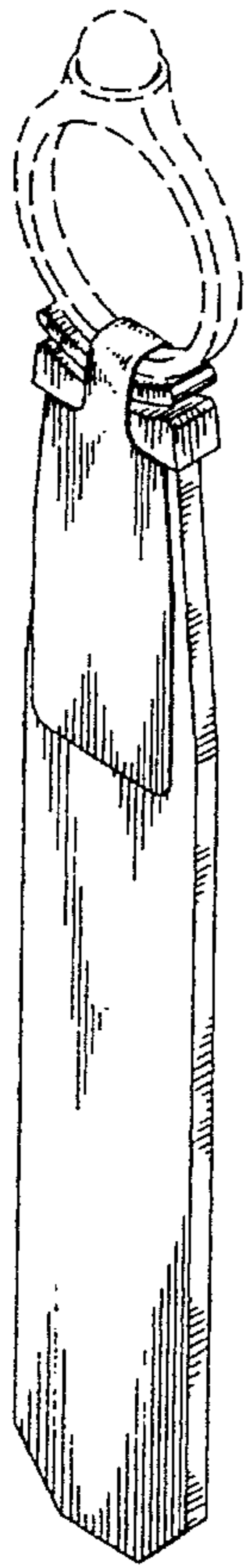


FIG. 1

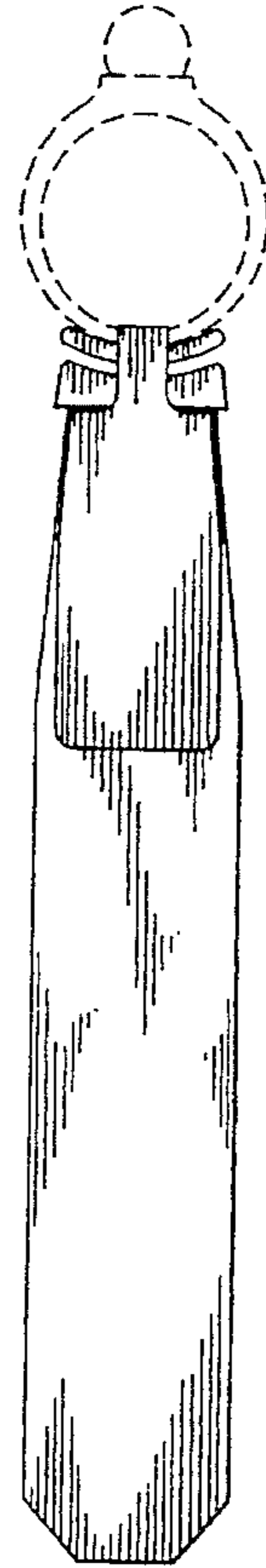


FIG. 2



FIG. 3



FIG. 4



FIG. 5