



US00D363069S

United States Patent [19] Bro

[11] Patent Number: **Des. 363,069**

[45] Date of Patent: ****Oct. 10, 1995**

[54] **PERSONAL COMMUNICATOR**

D. 353,594 12/1994 Kawano et al. D14/191
4,491,970 1/1985 La White et al. 455/100

[76] Inventor: **William L. Bro**, 8939 S. Sepulveda
#530, Los Angeles, Calif. 90045

OTHER PUBLICATIONS

[**] Term: **14 Years**

Hammacher Schlemmer Catalog Page, Pedometer At Lower Right.

[21] Appl. No.: **22,152**

Primary Examiner—Jeffrey Asch
Attorney, Agent, or Firm—Cislo & Thomas

[22] Filed: **May 2, 1994**

[52] U.S. Cl. **D14/191; D14/100; D14/138**

[57] **CLAIM**

[58] **Field of Search** D14/191, 137,
D14/138, 140, 147, 148, 100, 143, 101,
107; D18/6, 7; D10/2, 15, 18; 364/725;
379/93, 433, 58-61, 440; 455/89, 90, 100

The ornamental design for a personal communicator, as shown and described.

DESCRIPTION

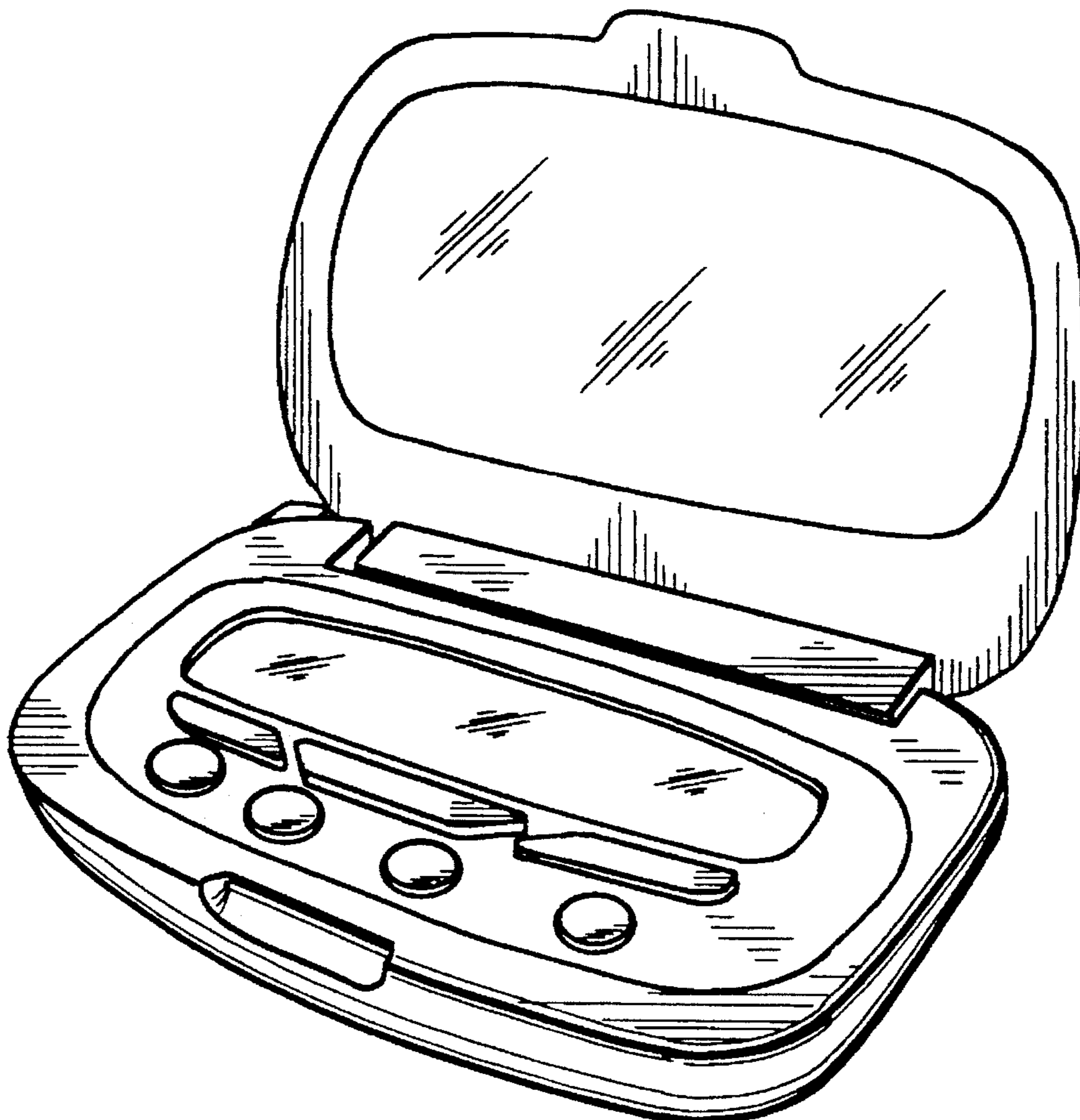
[56] **References Cited**

FIG. 1 is a perspective view of my design showing the personal communicator in an open position;
FIG. 2 is a top plan view of the design;
FIG. 3 is a front elevational view;
FIG. 4 is a left side elevational view;
FIG. 5 is a bottom plan view of the design;
FIG. 6 is a right side elevational view; and,
FIG. 7 is a rear elevational view of the design.

U.S. PATENT DOCUMENTS

D. 282,544	2/1986	Wu	D14/143
D. 306,298	2/1990	Sawada et al.	D14/147 X
D. 307,012	4/1990	Berkheij	D14/191
D. 345,158	3/1994	Namba et al.	D14/138
D. 345,356	3/1994	Ando et al.	D14/138
D. 346,164	4/1994	Sirakawa et al.	D14/138
D. 351,854	10/1994	Takahata	D18/7
D. 353,377	12/1994	Schied et al.	D14/191

1 Claim, 1 Drawing Sheet



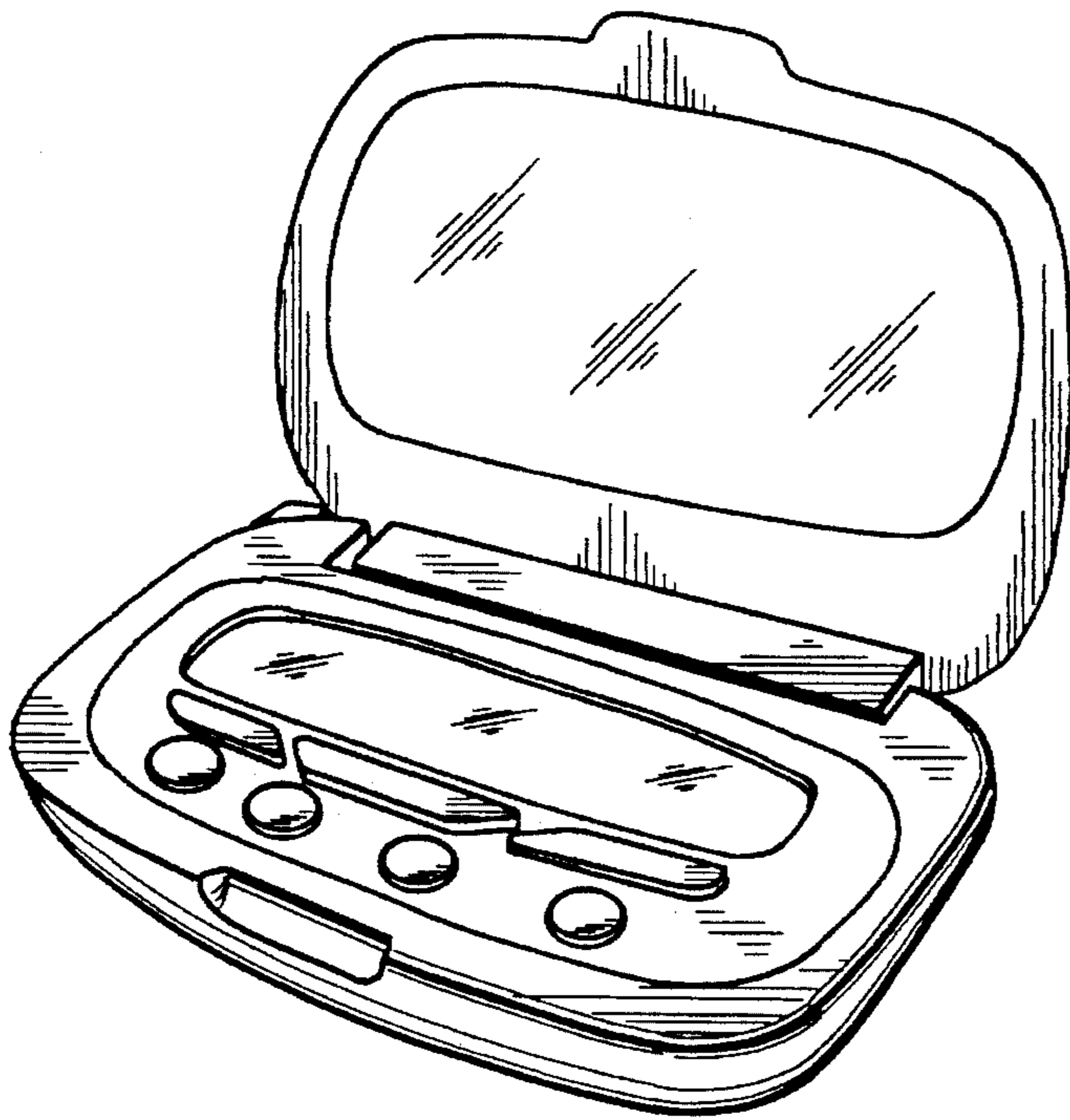


FIG. 1.




FIG. 2.

FIG. 3.

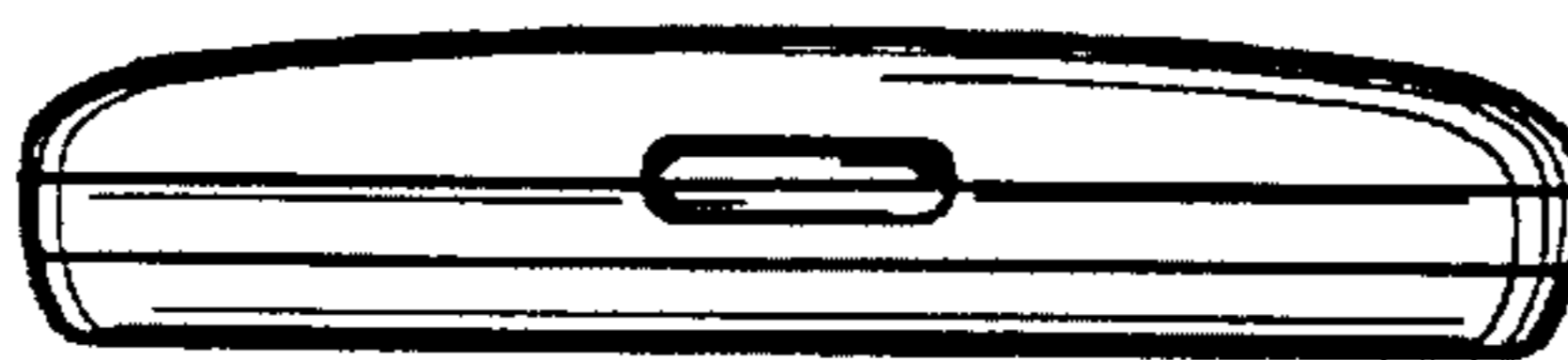


FIG. 4.

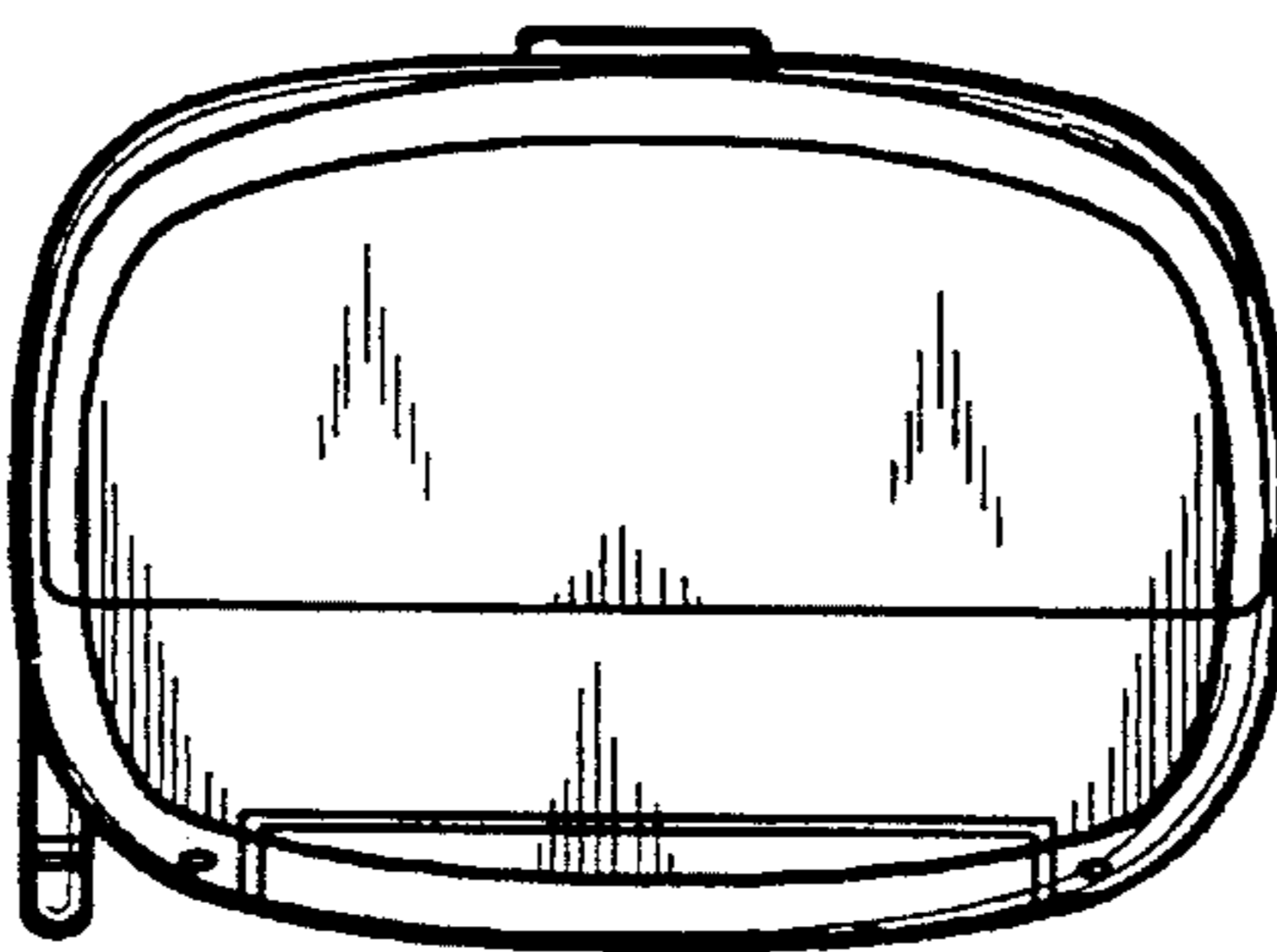


FIG. 5.



FIG. 6.

FIG. 7.

