



US00D363039S

United States Patent [19]

[11] Patent Number: **Des. 363,039**

Ledbetter et al.

[45] Date of Patent: ****Oct. 10, 1995**

[54] **PORTABLE DOOR CHIME**

[76] Inventors: **Margaret S. Ledbetter; John Ledbetter, Jr.**, both of 3640 Marion St., Fort Myers, Fla. 33916

[**] Term: **14 Years**

[21] Appl. No.: **31,638**

[22] Filed: **Dec. 1, 1994**

[52] U.S. Cl. **D10/118; D20/42; D11/131**

[58] Field of Search D10/104, 109, D10/116, 118, 121; D20/10, 42; 116/148, 149, 150, 152, 153, 156, 171; D11/131; 40/1, 584, 597; D6/300

[56] **References Cited**

U.S. PATENT DOCUMENTS

D. 98,912	3/1936	Blumenthal	D20/40
D. 158,482	5/1950	Mandel	D6/300
D. 181,146	10/1957	Heard	D20/42
D. 304,737	11/1989	Mori	D20/42

D. 317,944	7/1991	George	D20/42
D. 318,494	7/1991	Bencivenga	D20/42
D. 326,870	6/1992	Giammanco	D20/42
D. 345,766	4/1994	Goldman et al.	D20/42

Primary Examiner—A. Hugo Word
Assistant Examiner—Marcus Jackson
Attorney, Agent, or Firm—Harold H. Dutton, Jr.

[57] **CLAIM**

The ornamental design for a portable door chime, as shown and described.

DESCRIPTION

FIG. 1 is a front perspective view of a portable door chime showing my new design;
FIG. 2 is a rear perspective view thereof;
FIG. 3 is a top plan view thereof;
FIG. 4 is a bottom plan view thereof;
FIG. 5 is a right side view thereof; and,
FIG. 6 is a left side view thereof.

1 Claim, 3 Drawing Sheets




FIG. 1




FIG. 2




FIG. 3

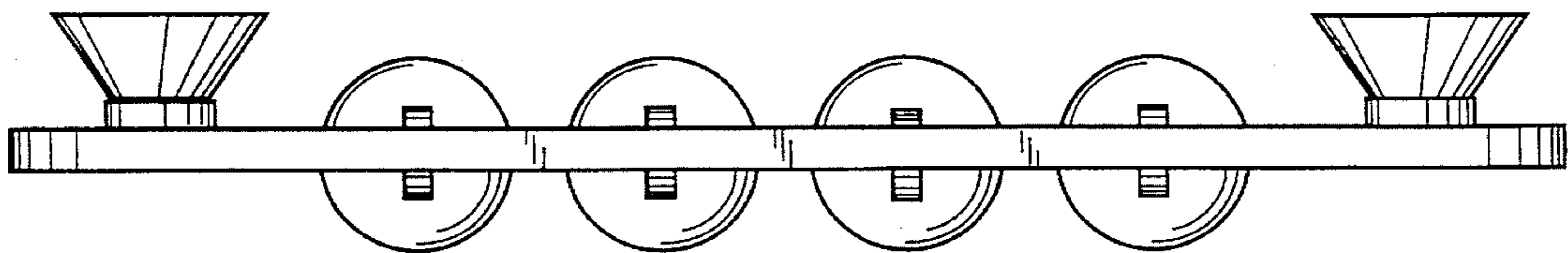
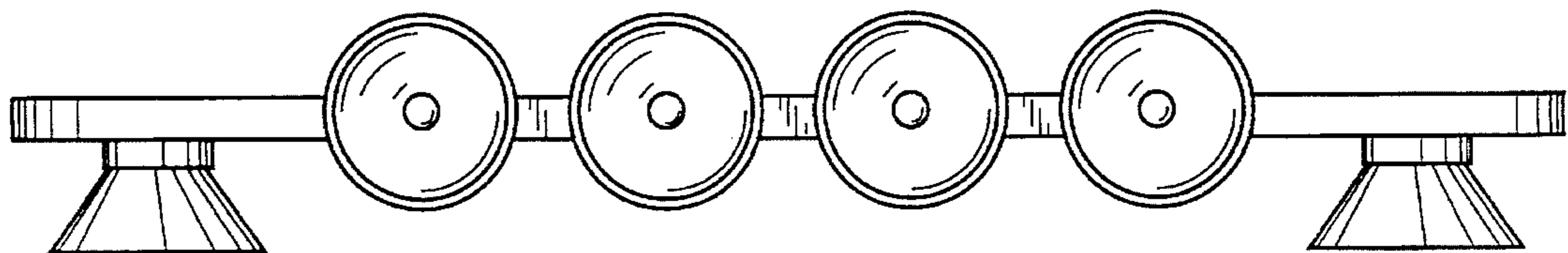


FIG. 4



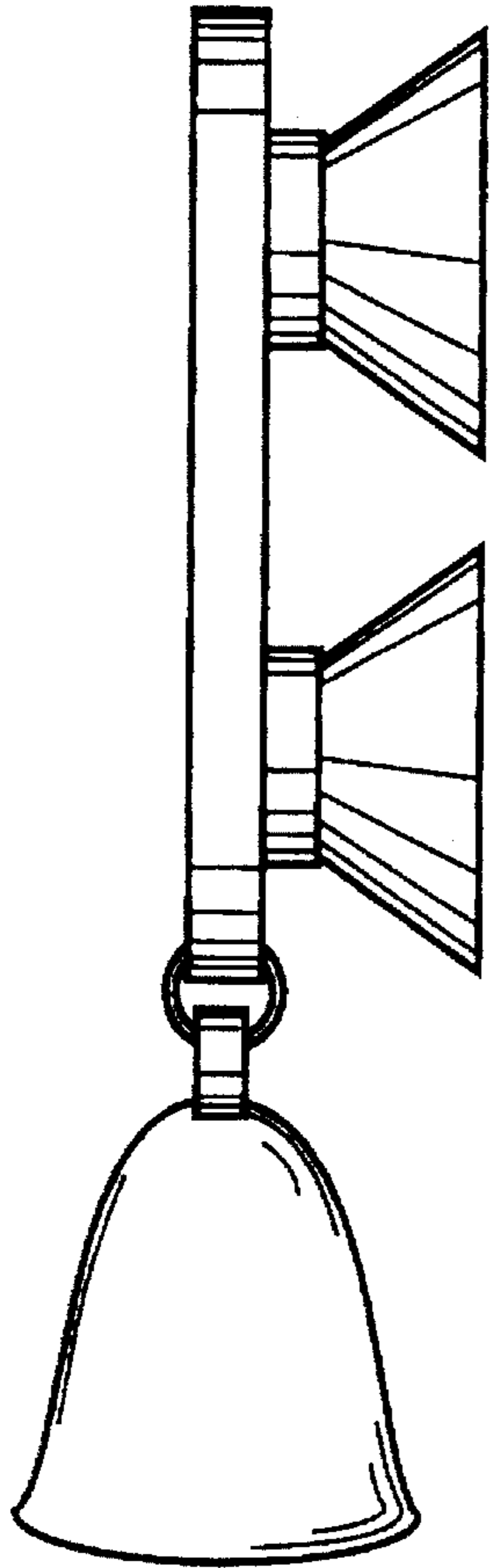


FIG. 5

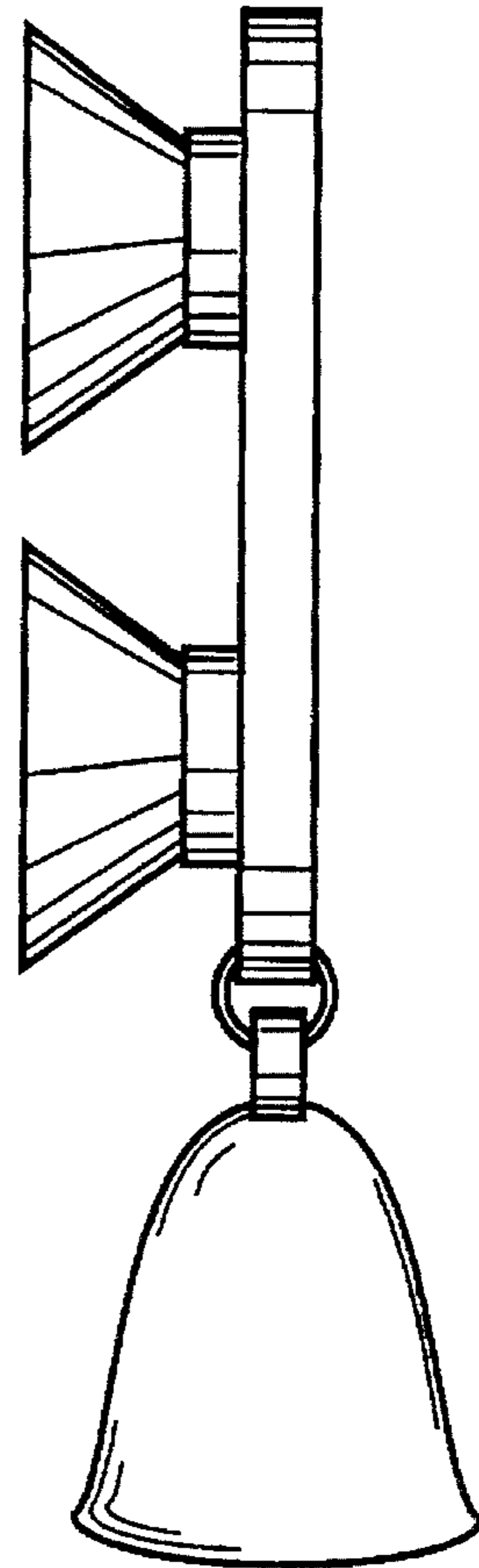


FIG. 6