



US00D363031S

United States Patent [19]

[11] Patent Number: **Des. 363,031**

Bruegmann et al.

[45] Date of Patent: ****Oct. 10, 1995**

[54] TEST DOCUMENT

[75] Inventors: **Winfried Bruegmann; Werner Ruppert**, both of Schoenaich, Germany

[73] Assignee: **International Business Machines Corporation**, Armonk, N.Y.

[**] Term: **14 Years**

[21] Appl. No.: **397**

[22] Filed: **Oct. 13, 1992**

[30] Foreign Application Priority Data

Apr. 13, 1992 [DE] Germany 92 02 913.2

[52] U.S. Cl. **D10/46; D19/1**

[58] Field of Search D10/46; D19/1, D19/2, 5, 10, 11; 356/388, 389, 398, 401, 407, 408, 443, 444, 243, 244, 445; 118/664, 665, 712, 713; 235/465, 469; 116/DIG. 5, DIG. 41; 250/562, 563

[56] References Cited

U.S. PATENT DOCUMENTS

D. 217,576 5/1970 Couve D19/5

D. 217,577	5/1970	Couve	D19/5
D. 218,712	9/1970	Couve	D19/5
3,411,007	11/1968	Thompson	356/388
4,193,687	3/1980	Reekstin et al.	356/401 X
4,727,014	2/1988	Horn et al.	356/398 X
4,765,744	8/1988	Kobayashi	356/398

Primary Examiner—Antoine Duval Davis
Attorney, Agent, or Firm—A. P. Tennent

[57] CLAIM

The ornamental design for a test document, as shown and described.

DESCRIPTION

FIG. 1 is a view, shaded for color, of a test document showing our new design;

FIG. 2 is a view, shaded for black and white, of the design shown in FIG. 2; and,

FIG. 3 is a view of an alternative embodiment of the design shown in FIG. 2.

The omitted views are flat, plain with no substantial thickness.

1 Claim, 3 Drawing Sheets

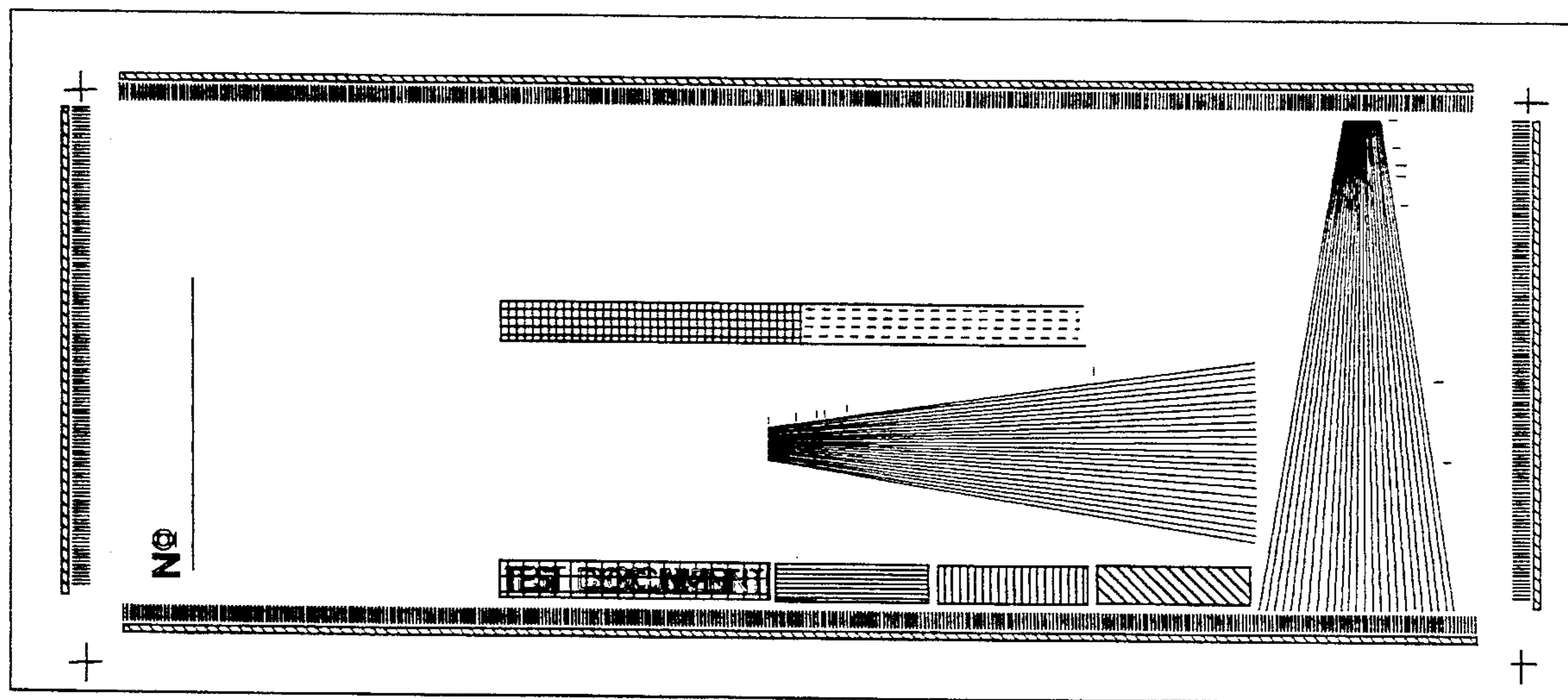


FIG. 1

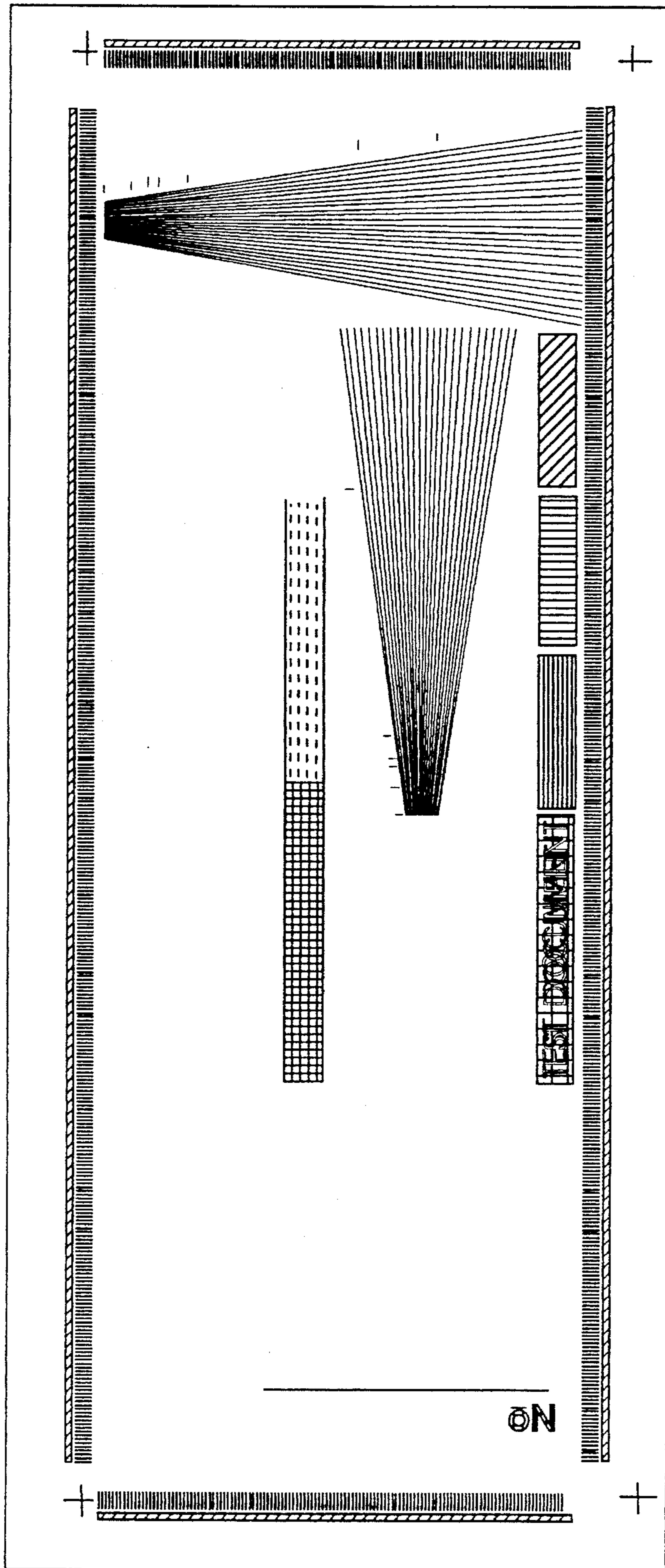


FIG. 2

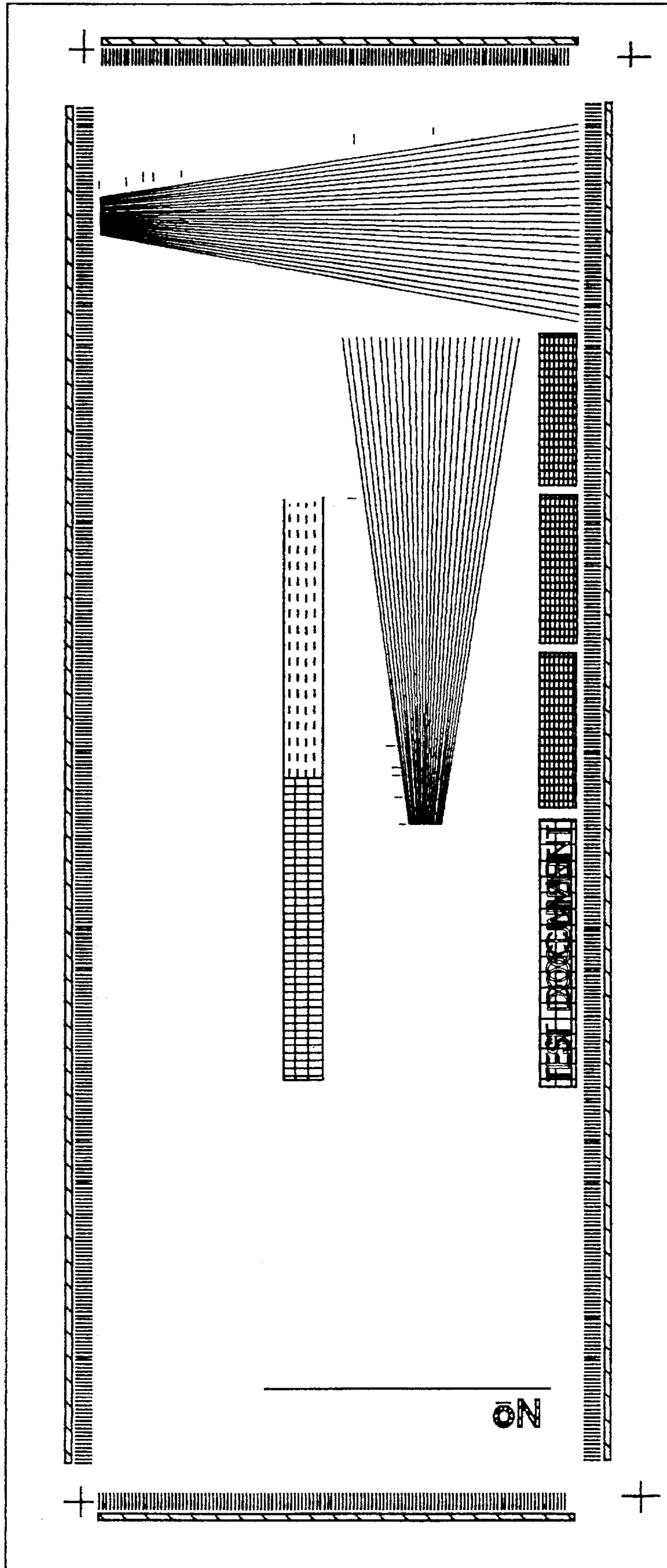


FIG. 3

