



US00D363030S

United States Patent [19]

[11] Patent Number: **Des. 363,030**

Kubo

[45] Date of Patent: ****Oct. 10, 1995**

[54] **WRIST WATCH**

- [75] Inventor: **Izumi Kubo**, Tokyo, Japan
- [73] Assignee: **Citizen Watch Co., Ltd.**, Tokyo, Japan
- [**] Term: **14 Years**
- [21] Appl. No.: **31,914**
- [22] Filed: **Dec. 1, 1994**
- [52] U.S. Cl. **D10/39; D10/30**
- [58] Field of Search **D10/1-40, 122-132; 368/280-282, 276-277, 285**

Swiss Watch & Jewelry Journal—May 1983—p. 555—watch at middle—right.

International Designs Bulletin, Jan. 1994, p. 182, Deposit No. DM028/380 of Jan. 14, 1994, Guyot et Cie S. A.

Primary Examiner—Nelson C. Holtje
Attorney, Agent, or Firm—Beveridge, DeGrandi, Weilacher & Young

[57] **CLAIM**

The ornamental design for a wrist watch, as shown and described.

[56] **References Cited**

U.S. PATENT DOCUMENTS

D. 69,576	3/1926	Eppentein	D10/39
D. 71,372	11/1926	Fahys	D10/38
D. 79,675	10/1929	Stegeman	D10/38
D. 248,224	6/1978	Sulek	D10/38
D. 263,378	3/1982	Fukumura	D10/39
D. 342,454	12/1993	Weber	.	
D. 350,702	9/1994	Schwarz	D10/30 X

OTHER PUBLICATIONS

Swiss Watch & Jewelry Journal—Jun. 1980—p. 693—watch at bottom.

European Jewelers—Feb. 1980—p. 74—watch at top of box at lower—left of page.

DESCRIPTION

- FIG. 1 is a perspective view of the wrist watch;
- FIG. 2 is a front plan view of the wrist watch;
- FIG. 3 is a rear plan view of the wrist watch;
- FIG. 4 is a left plan view of the wrist watch;
- FIG. 5 is a right plan view of the wrist watch;
- FIG. 6 is a top plan view of the wrist watch; and,
- FIG. 7 is a bottom plan view of the wrist watch.

1 Claim, 2 Drawing Sheets




FIG. 1




FIG. 2




FIG. 4




FIG. 3

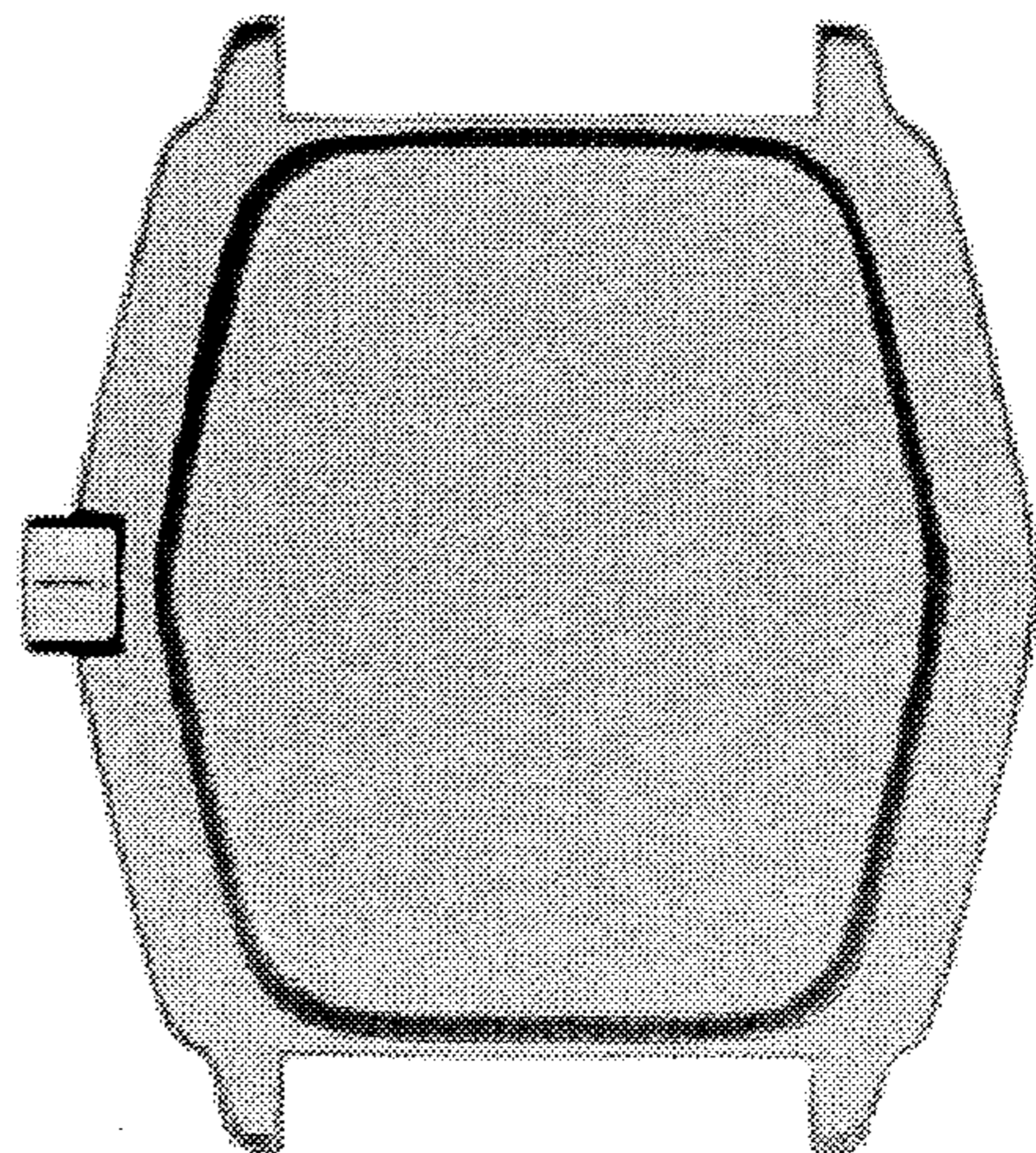


FIG.6

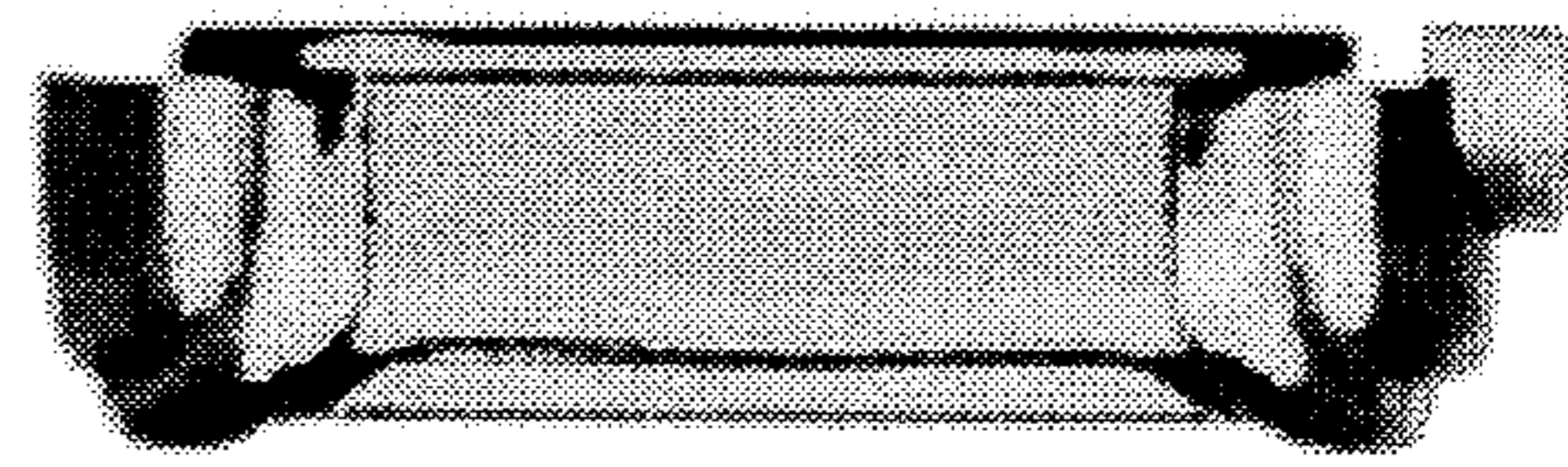


FIG.5




FIG.7

