



US00D363029S

# United States Patent [19]

[11] Patent Number: **Des. 363,029**

**Magninat**

[45] Date of Patent: **\*\*Oct. 10, 1995**

[54] **WATCH**

[75] Inventor: **Michel Magninat**, Paris, France

[73] Assignee: **Juvenia Horlogerie de Precision S.A.**,  
Chaux-de-Fonds, Switzerland

[\*\*] Term: **14 Years**

[21] Appl. No.: **2,718**

[22] Filed: **Dec. 17, 1992**

### [30] Foreign Application Priority Data

Jun. 19, 1992 [XH] Hague Agreement ..... DM/023 121

[52] U.S. Cl. .... **D10/39**; D10/30

[58] Field of Search ..... D10/1-40, 122-132;  
368/280-282, 276-277, 285, 223, 228,  
232

### [56] References Cited

#### U.S. PATENT DOCUMENTS

- D. 325,353 4/1992 Meyer ..... D10/39
- D. 326,058 5/1992 Schneider ..... D10/39
- D. 326,823 6/1992 Wunderman ..... D10/32

- D. 330,167 10/1992 Vincent ..... D10/32
- D. 332,408 1/1993 Chodas ..... D10/30
- D. 336,616 6/1993 Guizit ..... D10/39
- D. 348,844 7/1994 Franchi ..... D10/39

### OTHER PUBLICATIONS

*Swiss Watch & Jewelry Journal*—Apr. 1988—p. 537—watch at bottom.

*Swiss Watch Jewelry Journal*—Feb. 1989—p. 470—watch at top.

*Primary Examiner*—Nelson C. Holtje  
*Attorney, Agent, or Firm*—McGlew & Tuttle


### [57] CLAIM

The ornamental design for a watch, as shown and described.

### DESCRIPTION

FIG. 1 is a top plan view of my new watch design;  
FIG. 2 is a bottom view of the watch design of FIG. 1;  
FIG. 3 is a right side view of the watch design of FIG. 1;  
FIG. 4 is a left side view of the watch design of FIG. 1; and,  
FIG. 5 is a perspective view of the watch design of FIG. 1.

**1 Claim, 3 Drawing Sheets**






FIG. 1

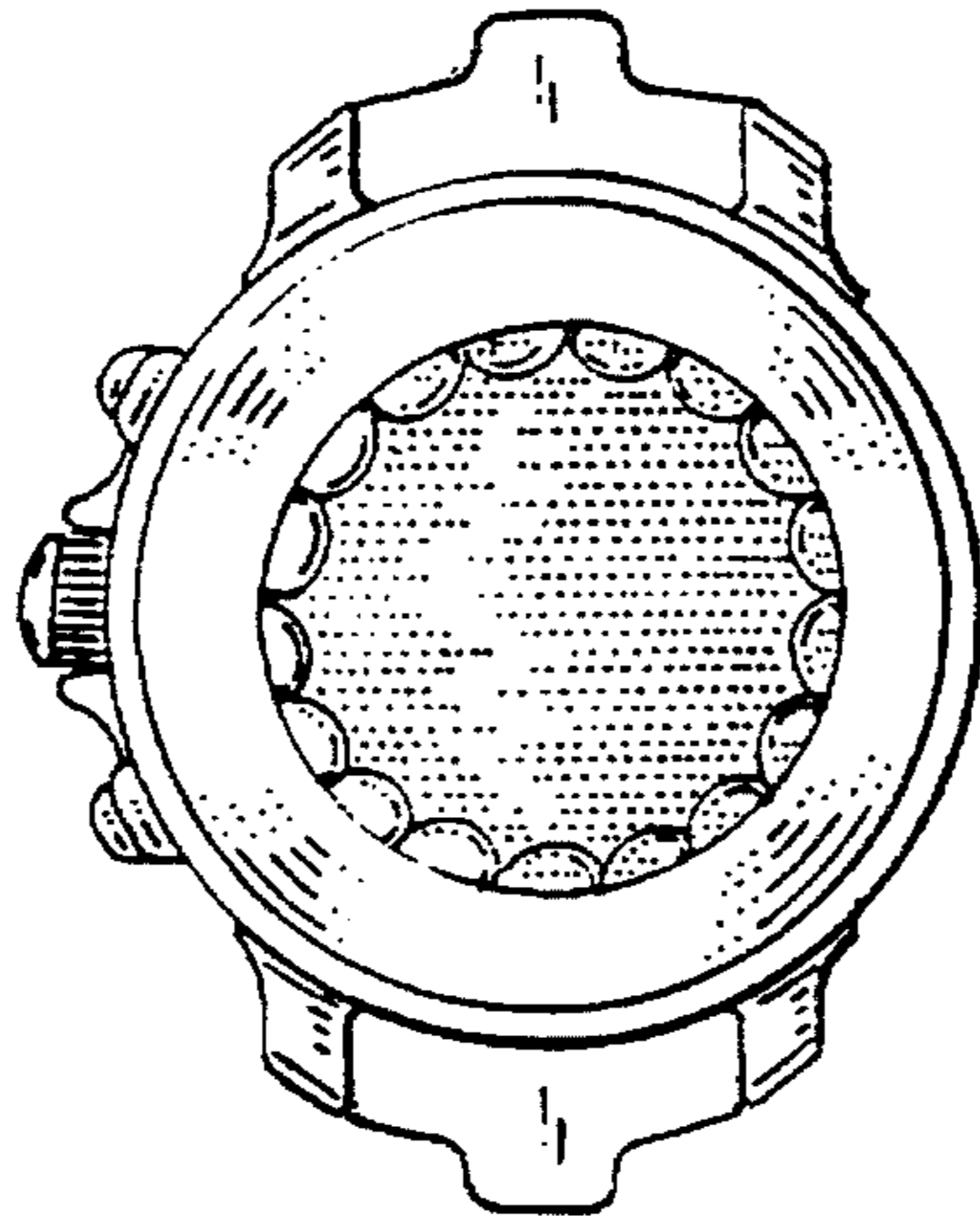


FIG. 2

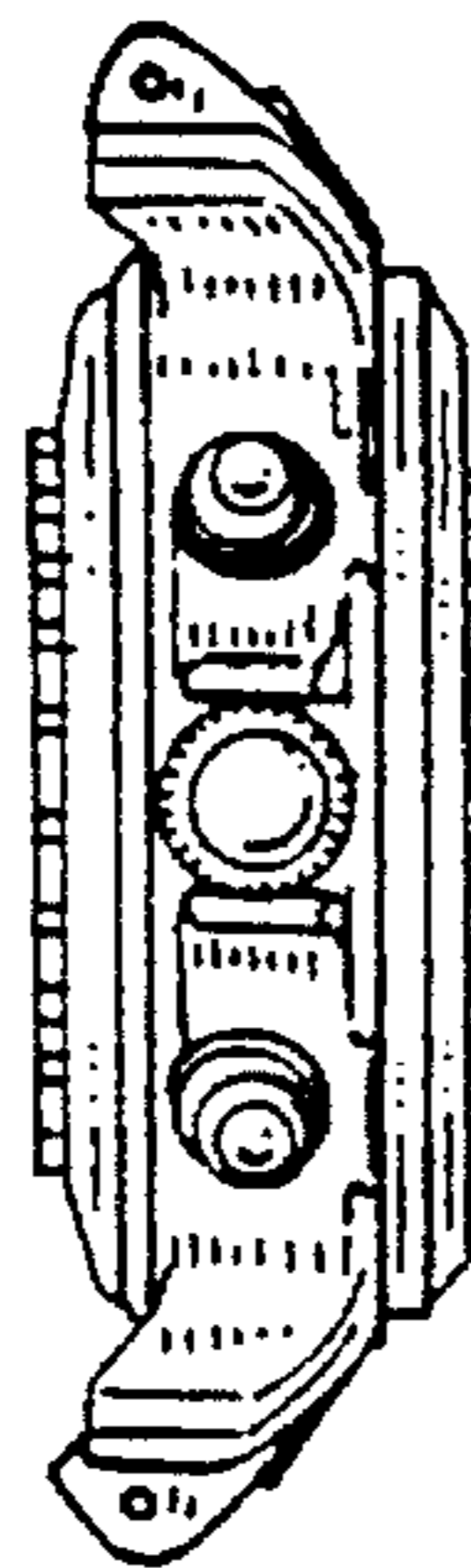


FIG. 3

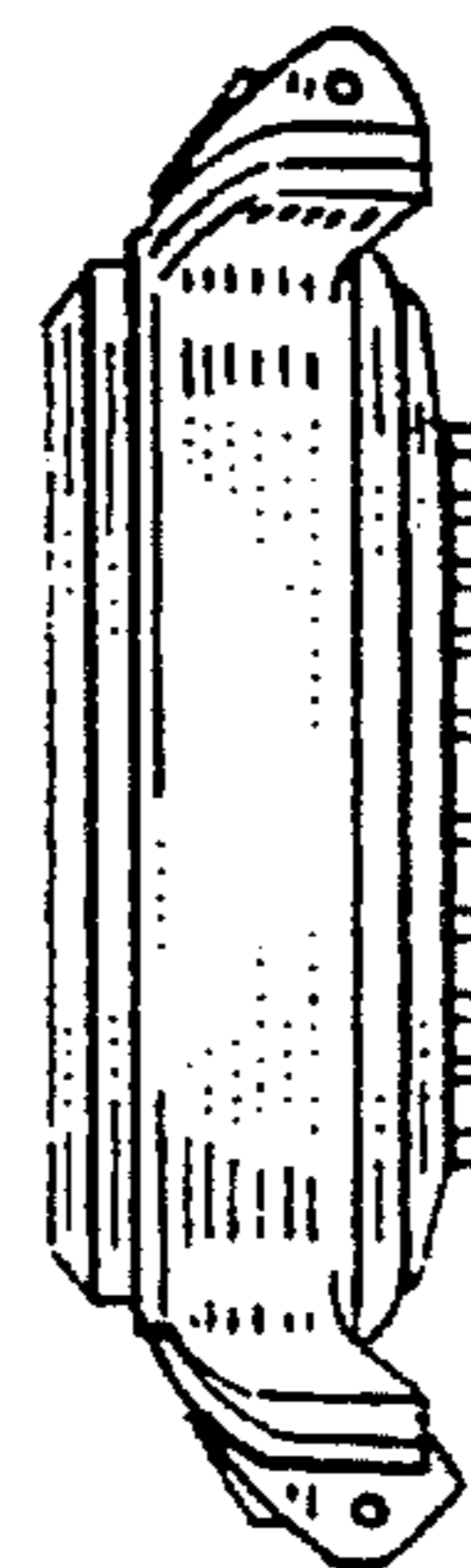


FIG. 4




FIG. 5