



US00D362984S

United States Patent [19]

[11] Patent Number: **Des. 362,984**

Brunner et al.

[45] Date of Patent: ****Oct. 10, 1995**

[54] **CRIB ENDBOARD**

[75] Inventors: **Merlin A. Brunner**, Appleton; **Harvey J. Draheim**, Weyauwega, both of Wis.

[73] Assignee: **Simmons Juvenile Products Company, Inc.**, New London, Wis.

[**] Term: **14 Years**

[21] Appl. No.: **23,456**

[22] Filed: **May 25, 1994**

[52] U.S. Cl. **D6/508**

[58] Field of Search D6/390-395, 505-508; 5/53.1, 93.1, 93.2, 99.1, 101, 102

[56] **References Cited**

U.S. PATENT DOCUMENTS

| | | | | |
|------------|---------|----------------|-------|--------|
| D. 72,739 | 5/1927 | Stuart | | D6/507 |
| D. 329,955 | 10/1992 | Brunner et al. | | D6/508 |
| D. 343,538 | 1/1994 | Brunner et al. | | D6/508 |

OTHER PUBLICATIONS

Simmons—Little Folks 1988, #1242.
J. C. Penney for Baby, ©1992, p. 27, Crib at top.
Simmons—Little Folks, Cat #83, 1973 p. 28, Crib.

Primary Examiner—Janice E. Seeger
Attorney, Agent, or Firm—Hoffmann & Baron

[57] **CLAIM**

The ornamental design for a crib endboard, as shown and described.

DESCRIPTION

FIG. 1 is a front perspective view of a crib endboard showing our new design;

FIG. 2 is a top plan view thereof;

FIG. 3 is a front elevation view thereof;

FIG. 4 is a side elevation view thereof, the opposite side being a mirror image thereof;

FIG. 5 is a rear elevation view thereof;

FIG. 6 is a bottom plan view thereof;

FIG. 7 is an enlarged sectional view taken along line 7—7 of FIG. 3;

FIG. 8 is an enlarged sectional view taken along line 8—8 of FIG. 3; and,

FIG. 9 is an enlarged sectional view taken along line 9—9 of FIG. 3.

1 Claim, 6 Drawing Sheets

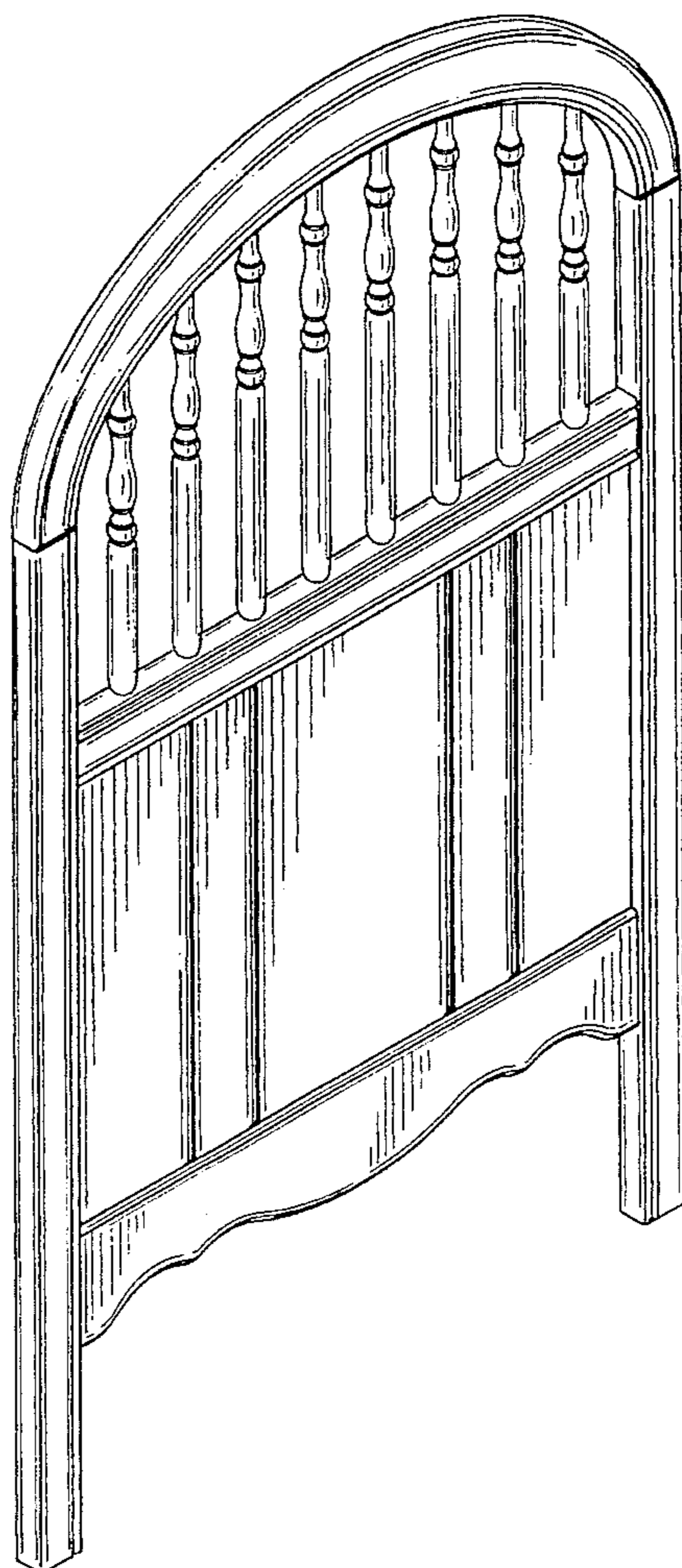


FIG-1




FIG-2




FIG-3

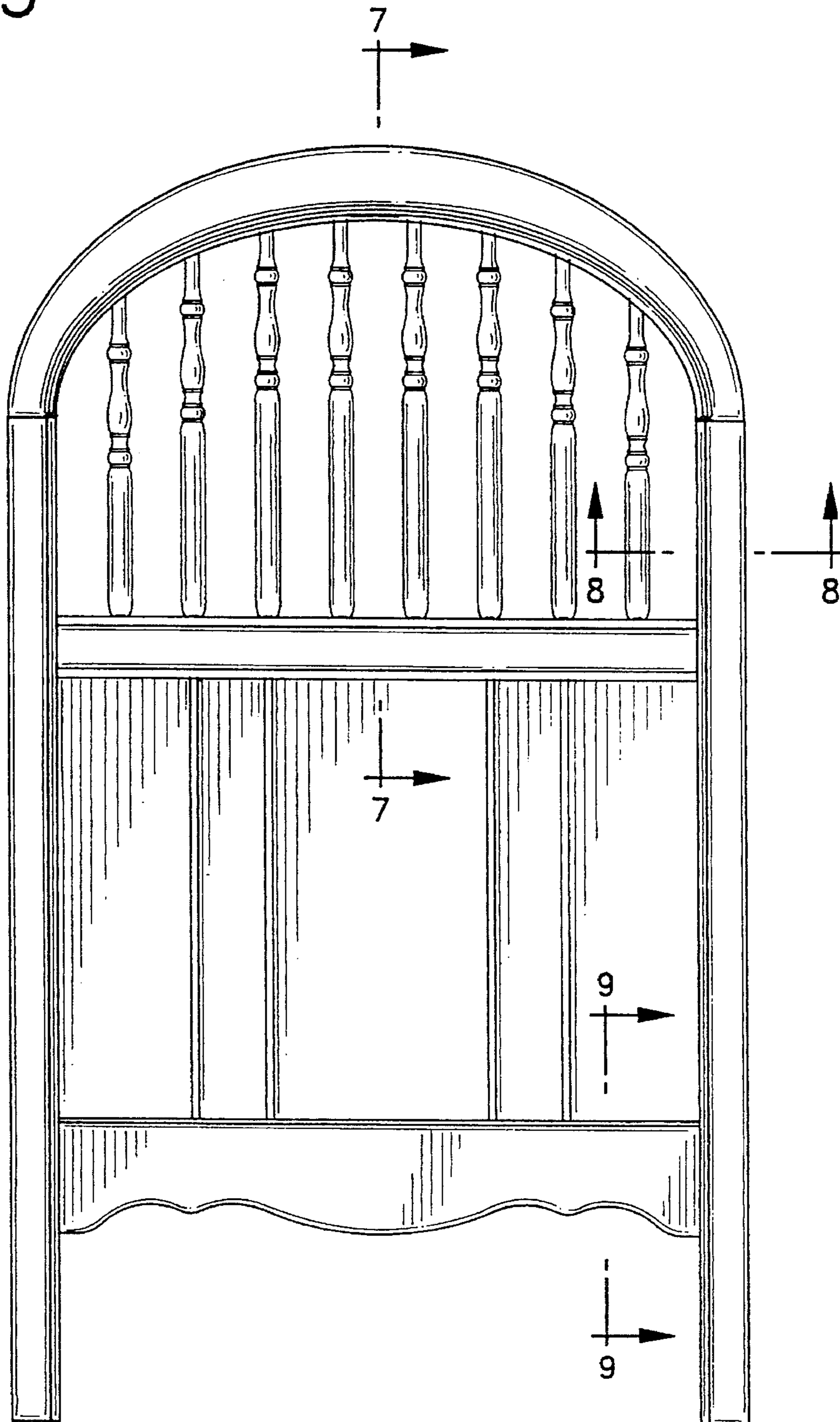


FIG-4



FIG-5

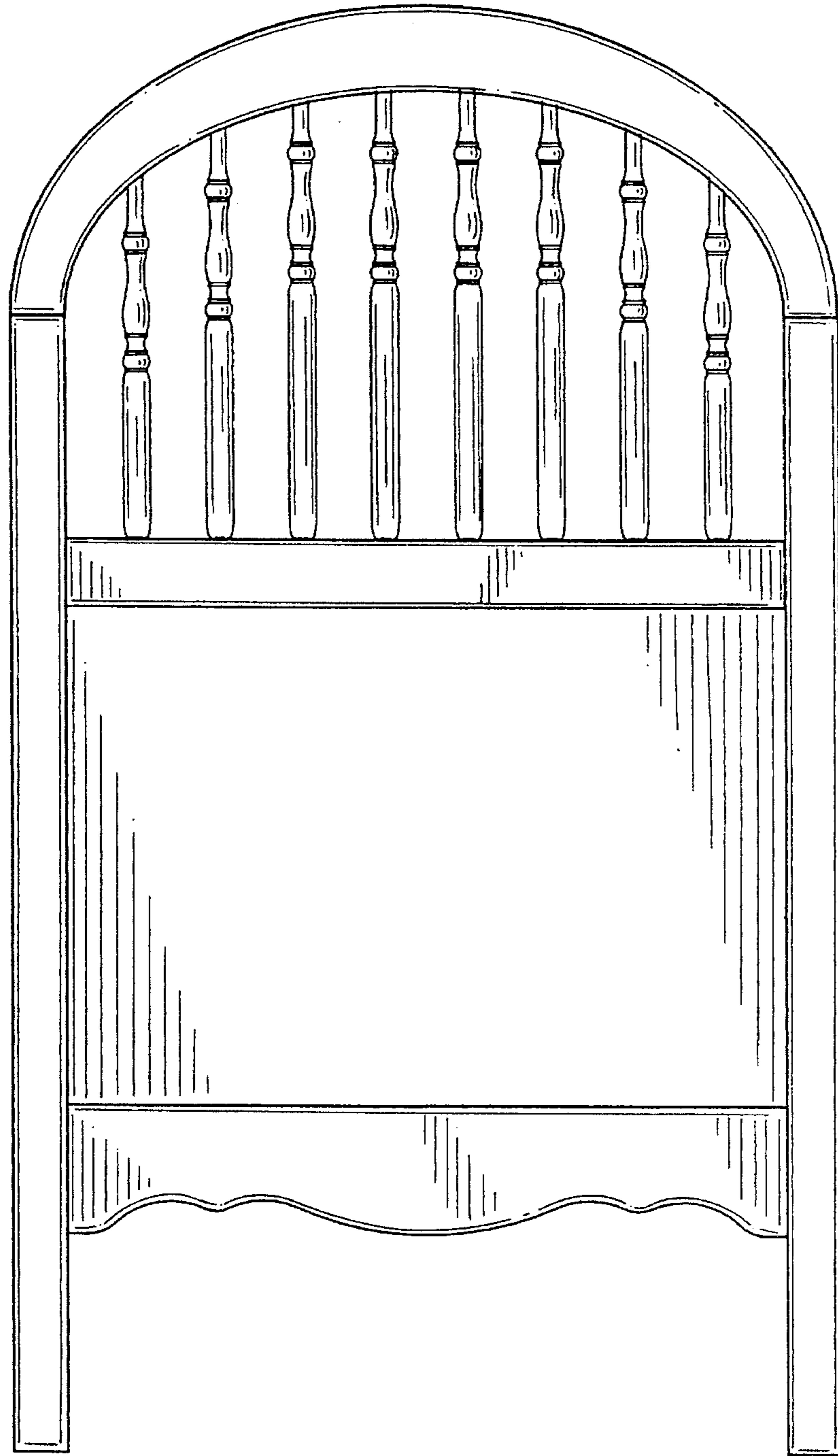


FIG-6




FIG-7




FIG-8




FIG-9

