



US00D362978S

United States Patent [19]

[11] **Patent Number:** **Des. 362,978**

Potts

[45] **Date of Patent:** ****Oct. 10, 1995**

[54] **LOUVRE FOR VERTICAL BLIND**

[75] Inventor: **Kenneth J. Potts**, Hartlepool, England

[73] Assignee: **Sunmaster Blinds Limited**, England

[**] Term: **14 Years**

D. 354,192	1/1995	Foss et al.	D6/580
2,552,406	5/1951	Chartoff	49/77.1
4,221,255	9/1980	Barkemeyer	160/38
5,054,535	10/1991	Rozon	164/38
5,168,913	12/1992	Hanes	160/900
5,320,155	6/1994	Bressler	160/236

FOREIGN PATENT DOCUMENTS

55431 12/1985 Canada .

Primary Examiner—Doris Clark
Attorney, Agent, or Firm—Larson & Taylor

[21] Appl. No.: **19,784**

[22] Filed: **Mar. 11, 1994**

[30] **Foreign Application Priority Data**

Sep. 13, 1993 [GB] United Kingdom 2033777

[52] **U.S. Cl.** **D6/380; D25/47**

[58] **Field of Search** D25/47, 49, 138;
 D6/577, 580; 160/23.1, 24, 25, 32, 38,
 230, 235, 236, 330, 348, 349, 130-131,
 336, 900; 49/74.1, 92.1, 80.1, 79.1, 77.1

[57] CLAIM

The ornamental design for the louvre for vertical blind, as shown and described.

DESCRIPTION

FIG. 1 is a front view of a louvre for vertical blind showing my design;

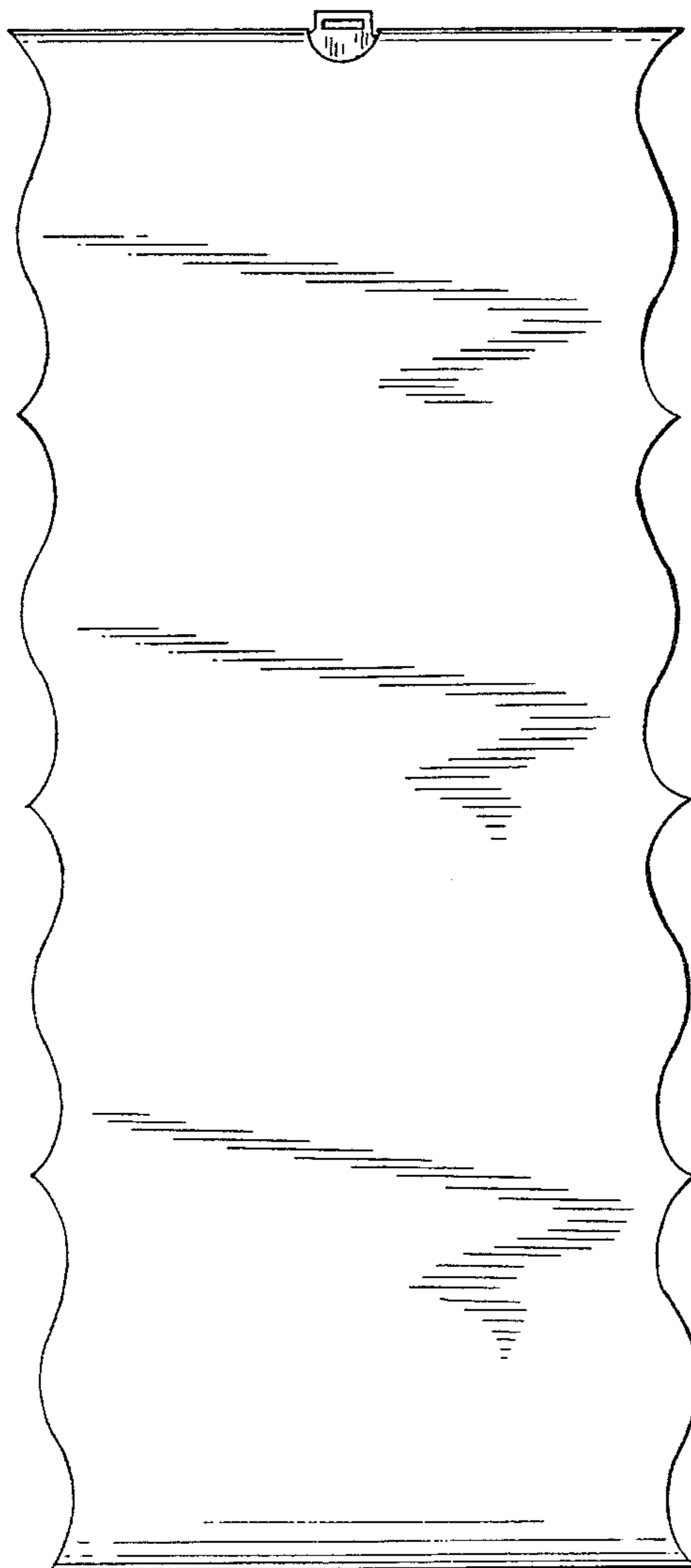
FIG. 2 is a side view of the louvre for vertical blind; and, FIG. 3 is a rear view of the louvre for vertical blind.

[56] References Cited

U.S. PATENT DOCUMENTS

D. 342,324 12/1993 Underdahl 125/47

1 Claim, 2 Drawing Sheets



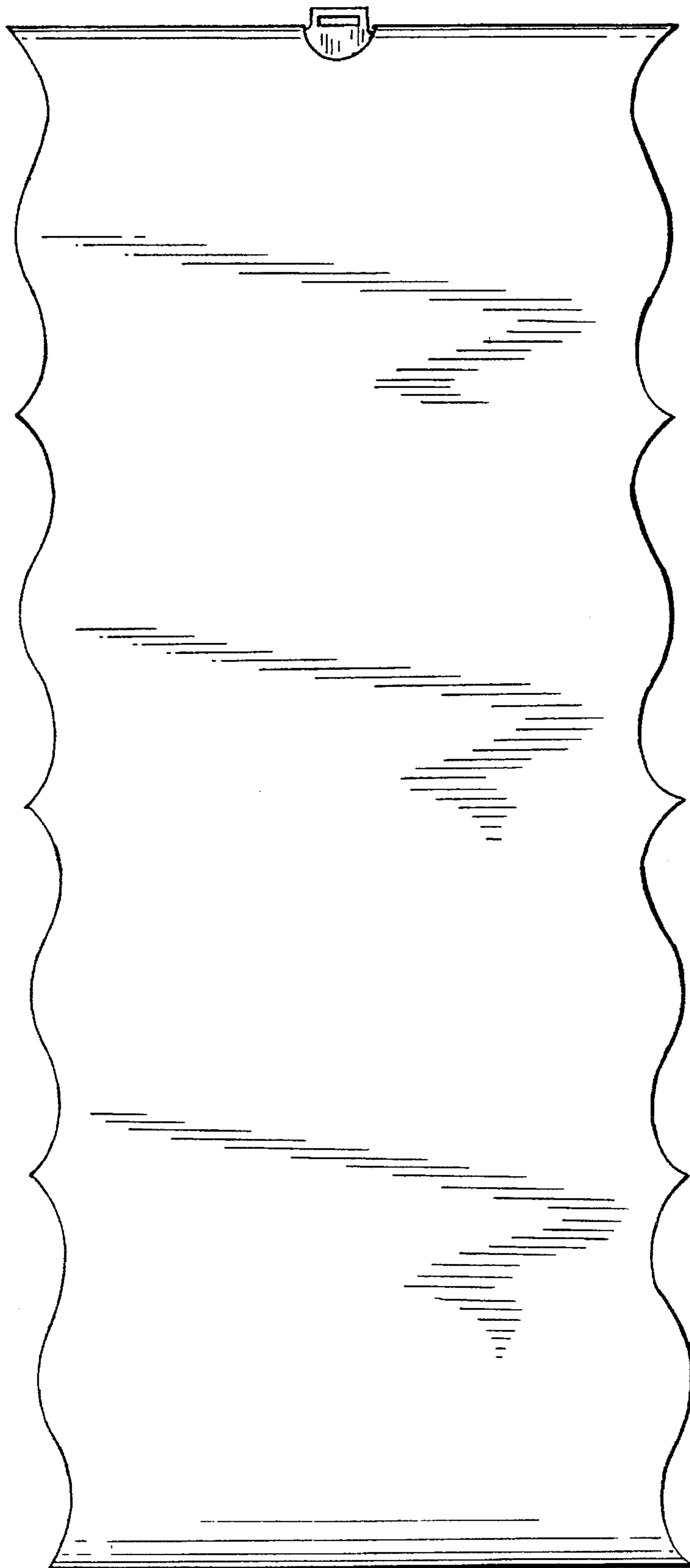


FIG. 1

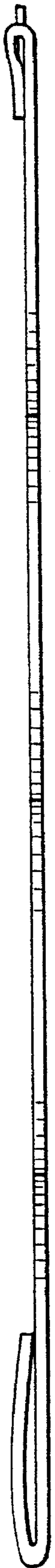


FIG. 2




FIG. 3