



US00D362975S

United States Patent [19]

[11] Patent Number: **Des. 362,975**

Sagol

[45] Date of Patent: ****Oct. 10, 1995**

[54] **CHAIR**

[75] Inventor: **Sami Sagol**, Ramat HaSharon, Israel

[73] Assignee: **Keter Plastic Ltd**, Herzlyia, Israel

[**] Term: **14 Years**

[21] Appl. No.: **27,903**

[22] Filed: **Sep. 1, 1994**

[30] **Foreign Application Priority Data**

Mar. 3, 1994 [IL] Israel 22286

[52] U.S. Cl. **D6/370; D6/379**

[58] Field of Search D6/334, 370, 374,
D6/375, 376, 379, 380, 500, 501, 502;
297/239, 411.42

[56] **References Cited**

U.S. PATENT DOCUMENTS

D. 234,240	2/1975	Noda et al.	D6/379
D. 274,770	7/1984	Massonnet	D6/375
D. 317,088	5/1991	Grosfillex	D6/379
D. 329,339	9/1992	Grosfillex	D6/370
D. 330,291	10/1992	Grosfillex	D6/370

D. 331,323	12/1992	Grosfillex	D6/370
D. 335,972	6/1993	Lamalle	D6/379
D. 336,174	6/1993	Lamalle	D6/379
D. 352,613	11/1994	Kelly	D6/370

OTHER PUBLICATIONS

Evans catalog, p. 6, Rubbermaid chair at bottom left.

Primary Examiner—Alan P. Douglas

Assistant Examiner—Gary D. Watson

Attorney, Agent, or Firm—Reising, Ethington, Barnard & Perry

[57] **CLAIM**

The ornamental design for a chair, as shown and described.

DESCRIPTION

FIG. 1 is a perspective view of a chair showing my new design;


FIG. 2 is a front elevational view thereof;

FIG. 3 is a top plan view thereof;

FIG. 4 is a left side elevational view thereof, the right side being a mirror image of the left side shown; and,

FIG. 5 is a rear elevational view thereof.

1 Claim, 2 Drawing Sheets






Fig - 1




Fig - 2

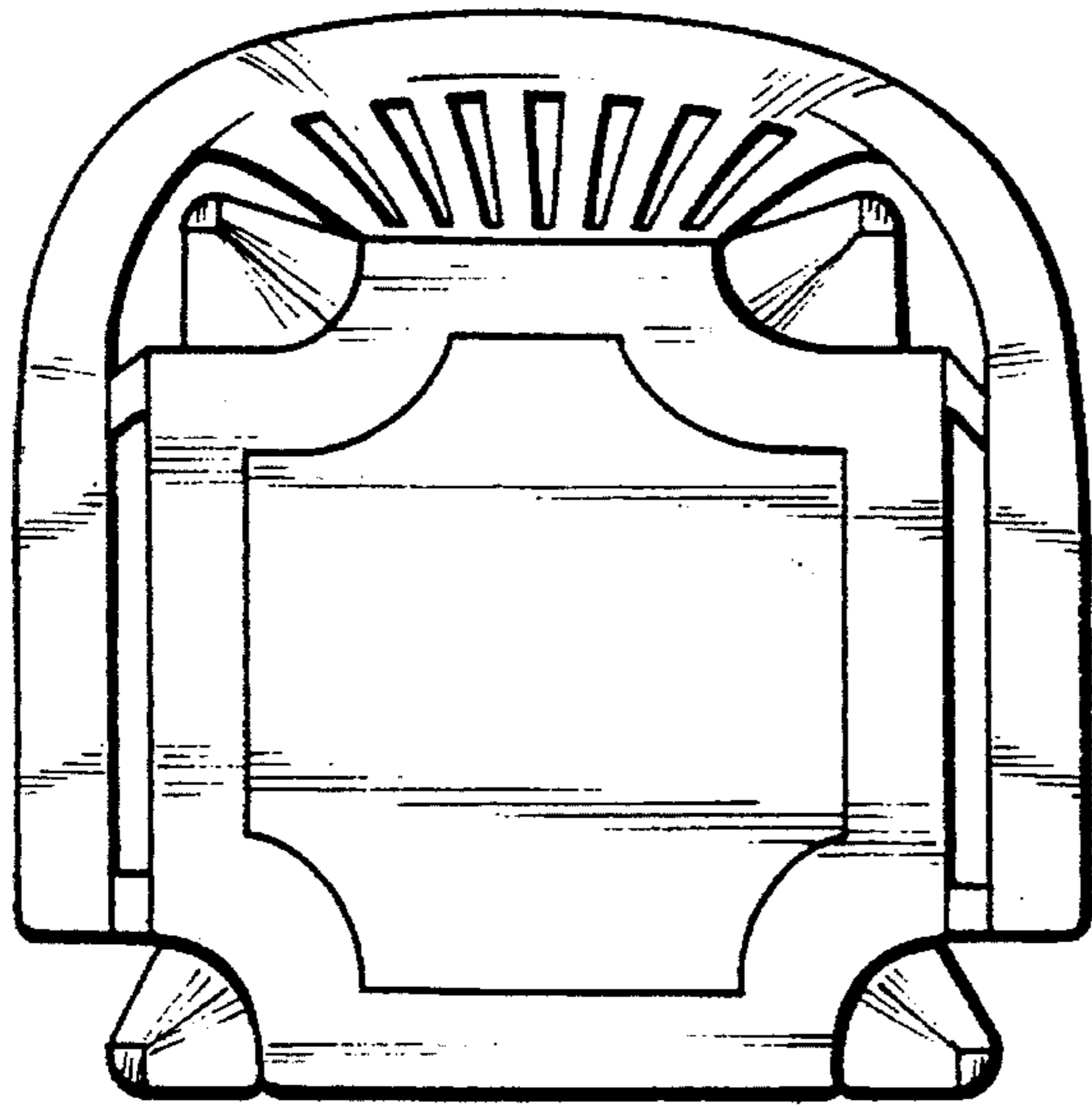


Fig - 3

Fig - 4

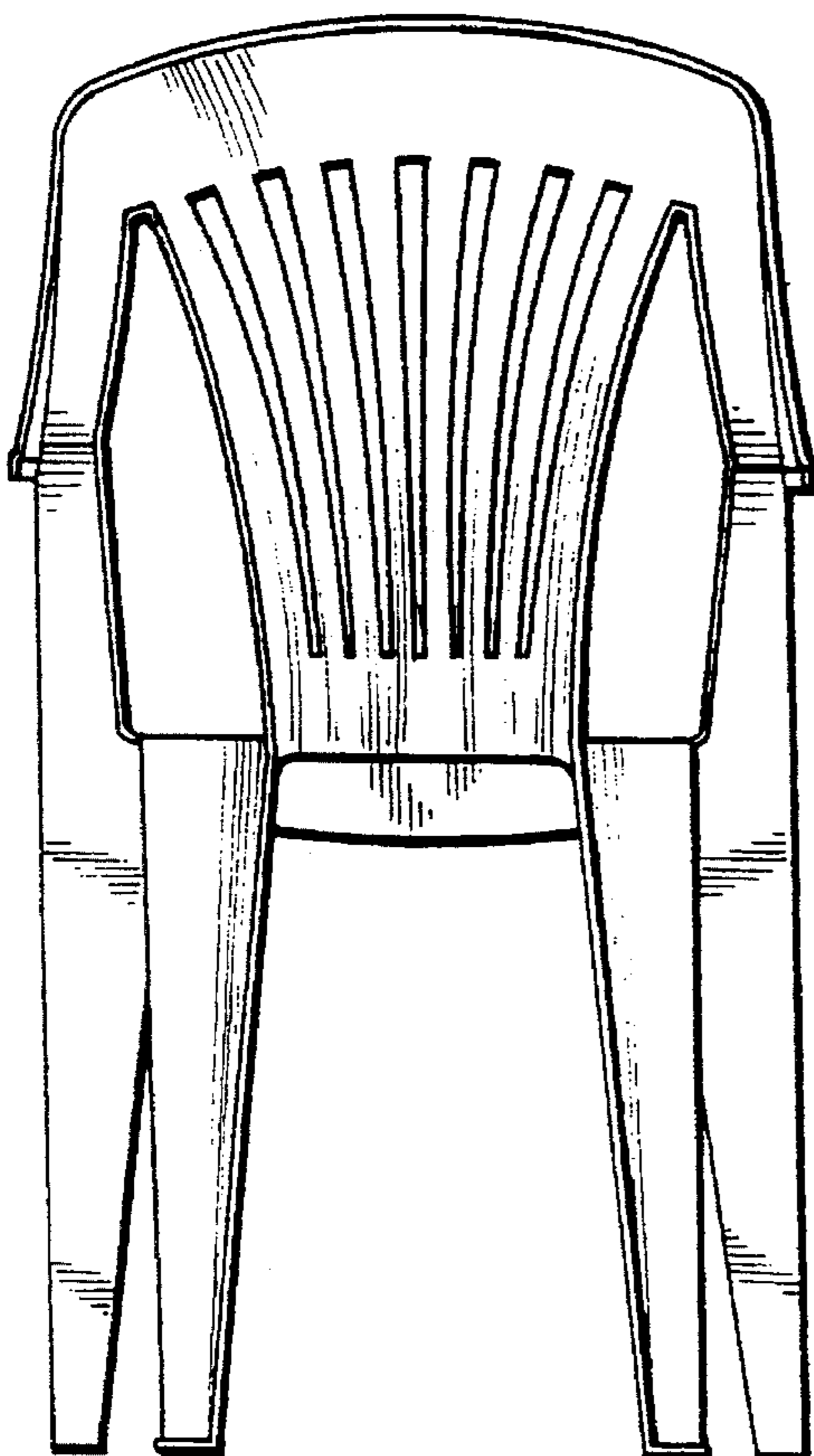
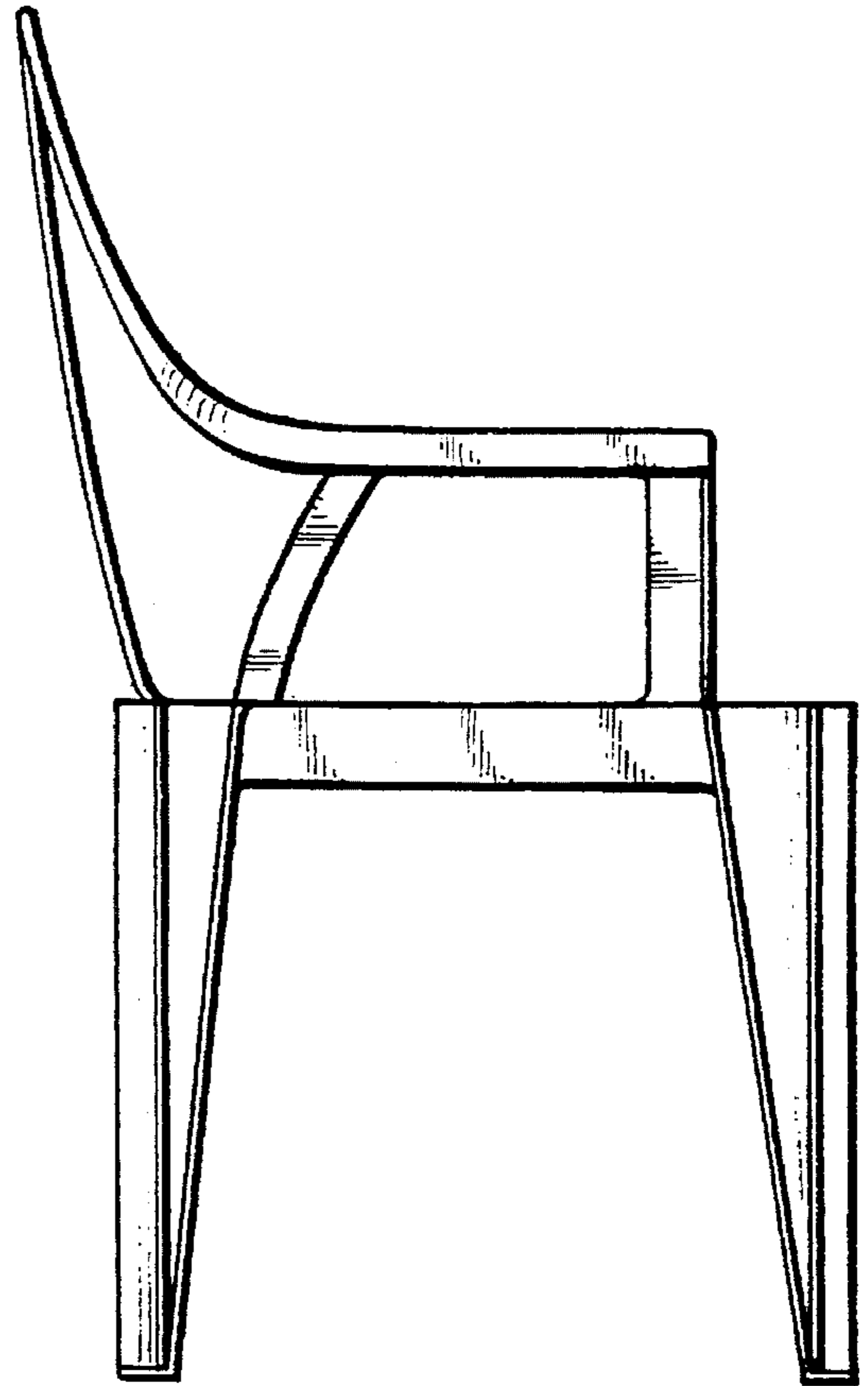


Fig - 5