



US00D362957S

United States Patent [19]

[11] Patent Number: **Des. 362,957**

Lindaman

[45] Date of Patent: ****Oct. 10, 1995**

[54] **SOCK WITH FASTENER**

5,073,988 12/1991 Lewis, Jr. et al. 2/162

[76] Inventor: **Glenn Lindaman**, 10 Madison La.,
Whitehall, Pa. 18052

FOREIGN PATENT DOCUMENTS

[**] Term: **14 Years**

2420931	11/1979	France	2/239
357261	3/1938	Italy	2/239
88101	5/1985	Japan	2/239
1414128	11/1975	United Kingdom	2/239

[21] Appl. No.: **17,056**

[22] Filed: **Jan. 5, 1994**

[52] U.S. Cl. **D2/993**

[58] Field of Search D2/980, 983, 984,
D2/985, 987, 988, 990, 992, 993; 2/239,
240

Primary Examiner—Terry A. Wallace
Assistant Examiner—Paula Mortimer
Attorney, Agent, or Firm—Eckert Seamans Cherin & Mellott

[57] CLAIM

The ornamental design for a sock with fastener, as shown and described.

[56] References Cited

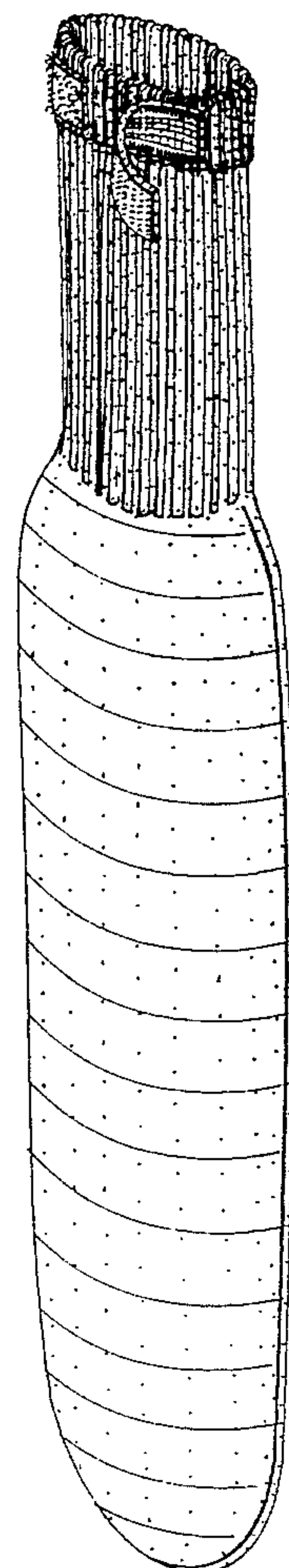
U.S. PATENT DOCUMENTS

287,808	11/1883	Davis et al.	2/239 X
615,271	12/1898	Hayden et al.	2/239
689,558	12/1901	Meyers .	
1,424,639	8/1922	Gurerin .	
1,693,141	11/1928	Ducat	2/239
1,883,062	3/1932	Steinberger .	
1,920,943	8/1933	Thompson .	
3,889,297	6/1975	Jarboe et al.	2/16
4,104,892	8/1978	Thorneburer	2/239 X
4,599,812	7/1986	Harmsen	2/239
4,601,066	7/1986	Campbell	2/70

DESCRIPTION

FIG. 1 is a front perspective view of a sock with fastener showing my new design;
FIG. 2 is a front elevational view thereof;
FIG. 3 is a left side elevational view thereof;
FIG. 4 is a rear elevational view thereof;
FIG. 5 is a right side elevational view thereof;
FIG. 6 is a top plan view thereof; and,
FIG. 7 is a bottom plan view thereof.

1 Claim, 2 Drawing Sheets



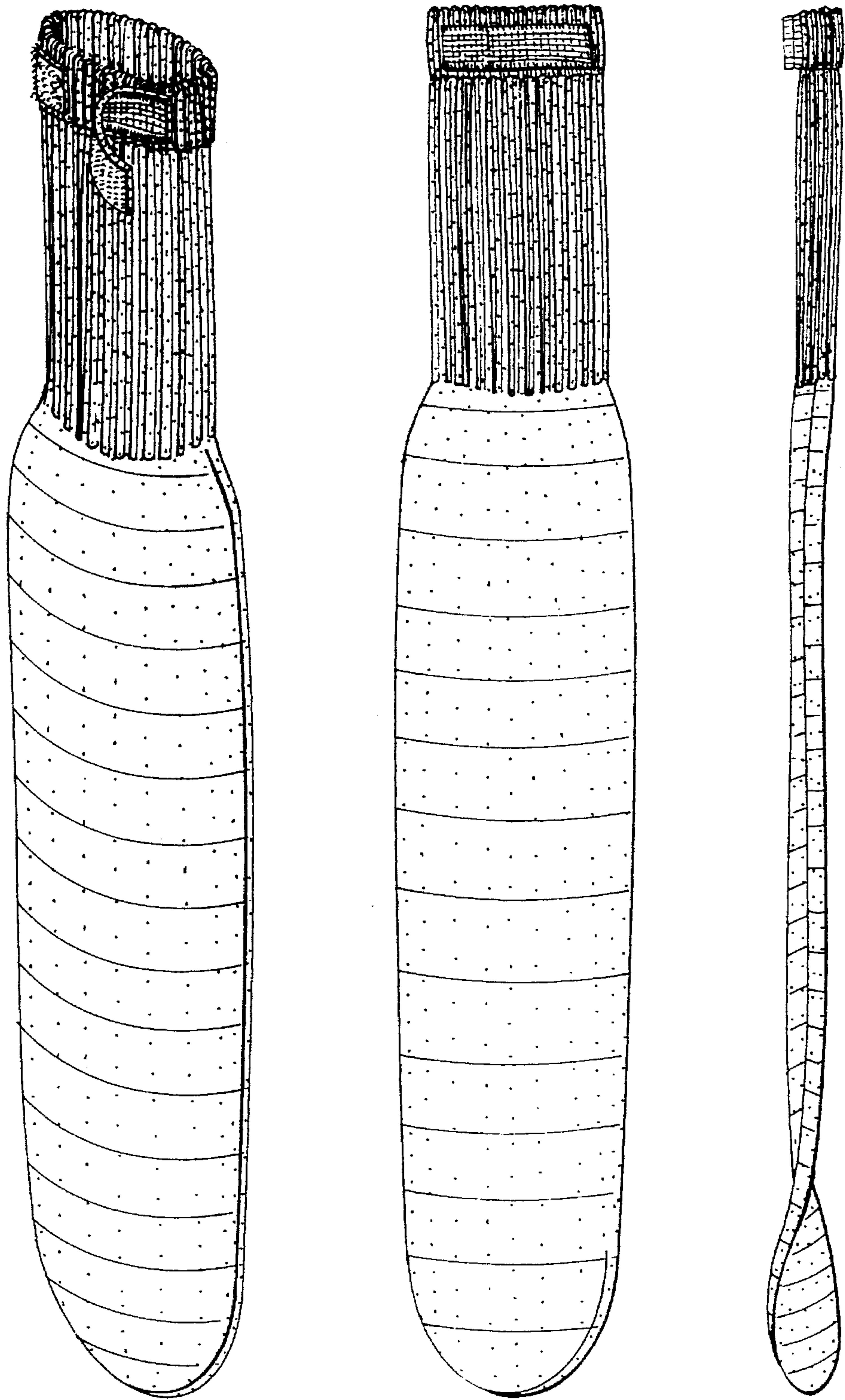


Fig. 1. Fig. 2. Fig. 3.

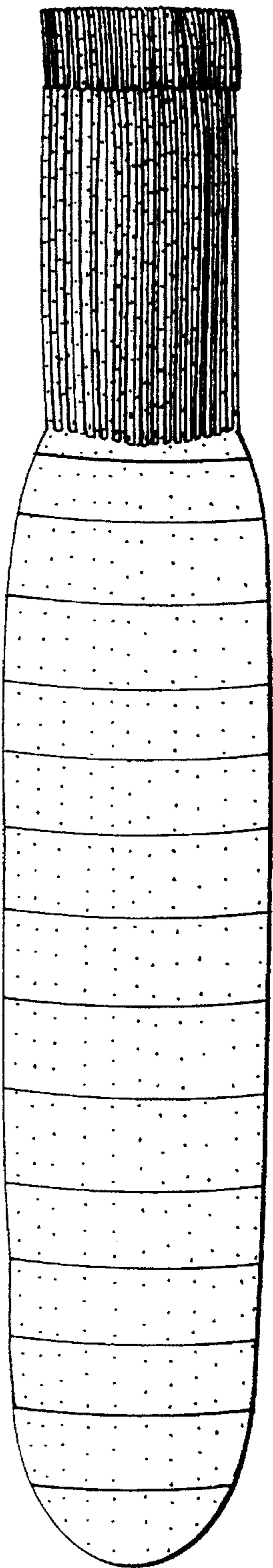


Fig. 4.

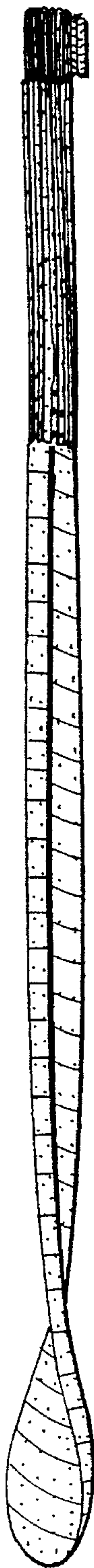


Fig. 5.




Fig. 6.

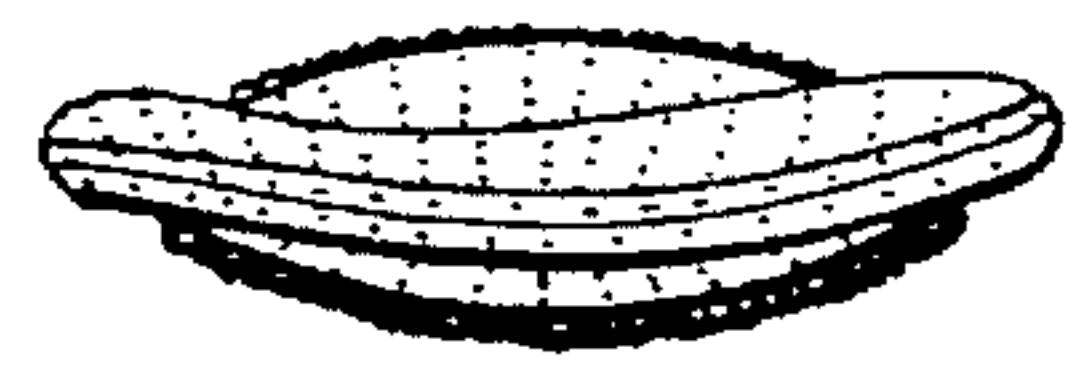


Fig. 7.

