



US00D362956S

# United States Patent [19]

[11] Patent Number: **Des. 362,956**

Martin et al.

[45] Date of Patent: **\*\*Oct. 10, 1995**

[54] **SHOE INSOLE**  
[75] Inventors: **Jack L. Martin**, Libertyville, Ill.;  
**Charles Lee**, Busan, Rep. of Korea

D. 313,306 1/1991 Chang ..... D2/961  
D. 342,374 12/1993 Wang ..... D2/961  
D. 346,480 5/1984 Davidson ..... D2/961  
4,879,821 11/1989 Graham et al. .... 36/92 X

[73] Assignee: **Libertyville Saddle Shop, Inc.**,  
Libertyville, Ill.

*Primary Examiner*—Louis S. Zarfes  
*Assistant Examiner*—I. Simmons  
*Attorney, Agent, or Firm*—Frank R. Thienpont

[\*\*] Term: **14 Years**

### [57] CLAIM

[21] Appl. No.: **20,299**

The ornamental design for a shoe insole, as shown and described.

[22] Filed: **Mar. 23, 1994**

[52] U.S. Cl. .... **D2/961; D2/955**

### DESCRIPTION

[58] **Field of Search** ..... D2/961, 950, 954,  
D2/956, 947, 955, 949, 951, 960; 36/43,  
44, 71, 25 R, 30 R, 28, 100, 92, 102, 103,  
104, 106, 105, 107, 101

FIG. 1 is a bottom plan view of a shoe insole showing our new design;  
FIG. 2 is a top plan view thereof;  
FIG. 3 is a right side elevational view thereof;  
FIG. 4 is a left side elevational view thereof;  
FIG. 5 is a front elevational view thereof;  
FIG. 6 is a rear elevational view thereof; and,  
FIG. 7 is a cross-sectional view thereof taken along 7—7 of FIG. 1.

### [56] References Cited

#### U.S. PATENT DOCUMENTS

D. 300,686 4/1989 Peterson ..... D2/961  
D. 306,515 3/1990 Chang ..... D2/961  
D. 306,650 3/1990 Chang ..... D2/961

**1 Claim, 2 Drawing Sheets**

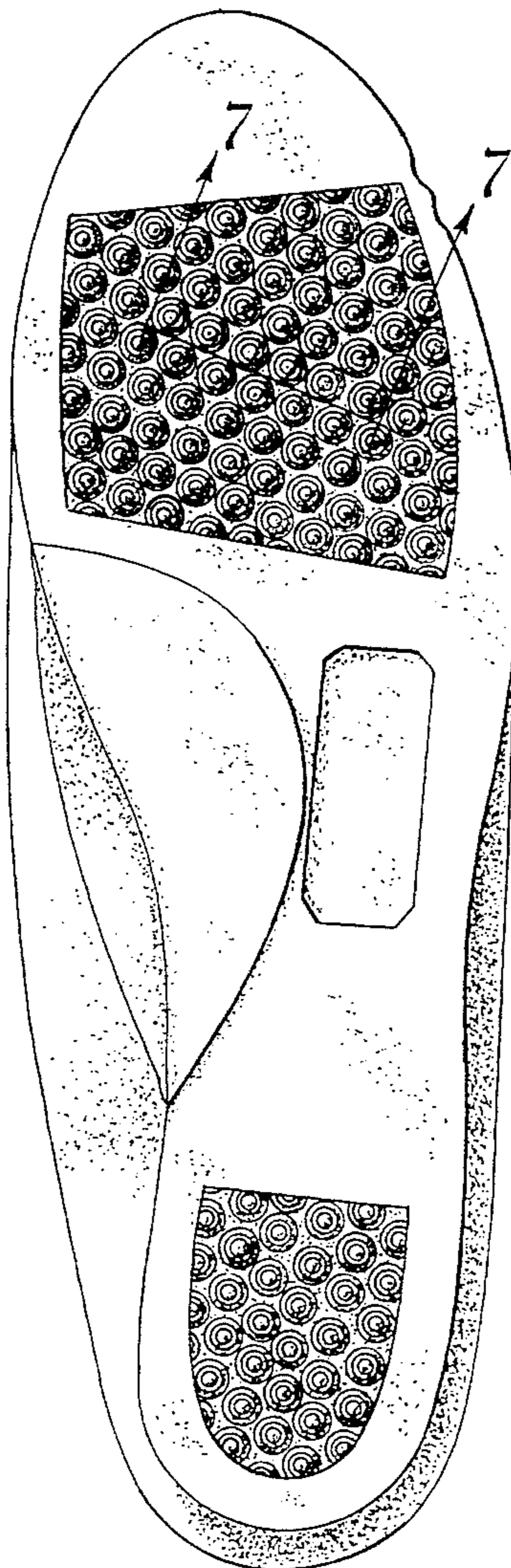


Fig. 2

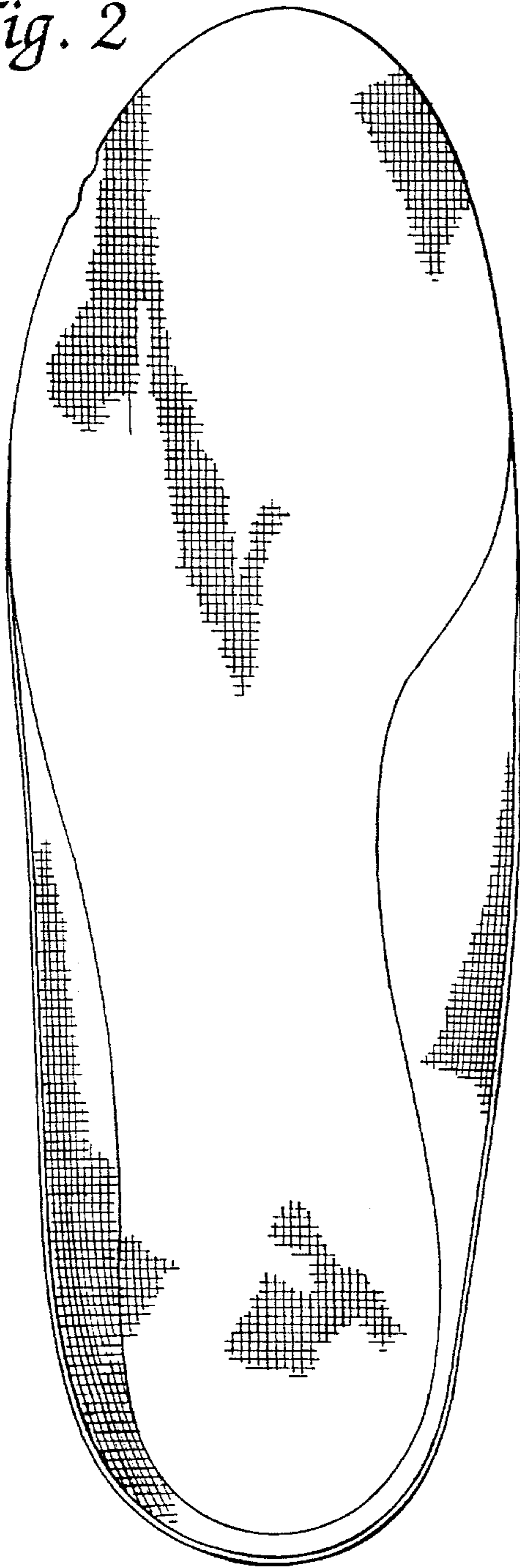


Fig. 1

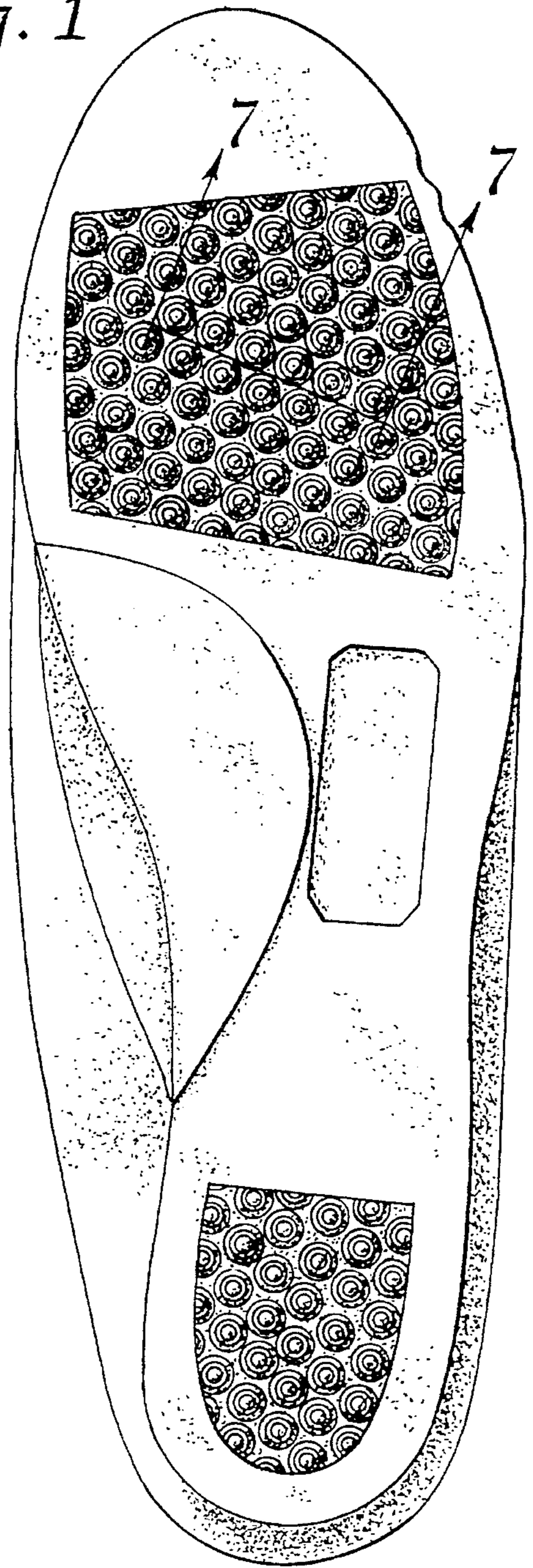




Fig. 3

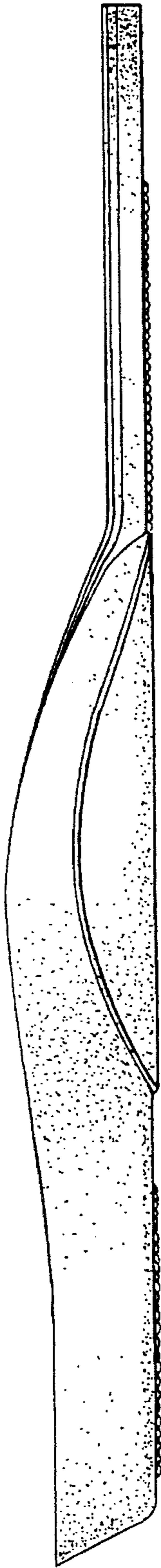


Fig. 4

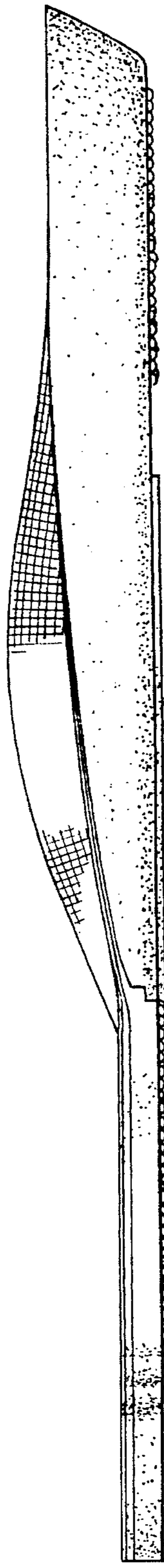


Fig. 5

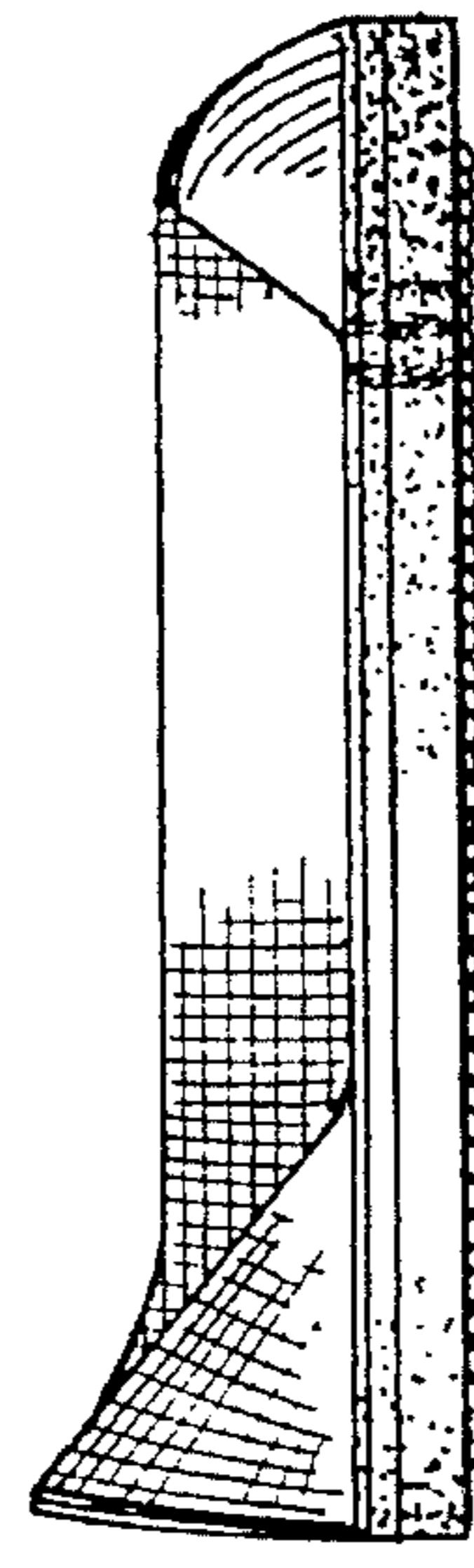


Fig. 6



Fig. 7

