



US00D362927S

United States Patent [19]

[11] Patent Number: **Des. 362,927**

McCrane

[45] Date of Patent: ****Oct. 3, 1995**

[54] ATHLETIC GLOVE

[76] Inventor: **David P. McCrane**, 1755 Industrial Way, 190 1, Napa, Calif. 94558

[**] Term: **14 Years**

[21] Appl. No.: **24,814**

[22] Filed: **Jun. 21, 1994**

[52] U.S. Cl. **D29/117; D29/113; D29/120**

[58] Field of Search **D29/113-114, D29/117, 120, 122-123; D24/189-192; 2/16, 20, 161.1-161.5, 917; 128/878**

4,400,831	8/1983	Rietz	2/161
4,438,532	3/1984	Campanella	2/16
4,502,688	3/1985	Papp	273/189
4,525,877	7/1985	Chong	2/161
4,561,122	12/1985	Stanley	2/20
4,615,049	10/1986	Samelian	2/163
4,701,963	10/1987	Overron	2/161.1
4,829,604	5/1989	Allen	2/170
4,843,651	7/1989	Gramza	2/161
4,905,321	3/1990	Walunga	2/161
4,958,384	9/1990	McCrane	2/162
5,033,119	7/1991	Wiggins	2/161.3
5,330,391	7/1994	Mitchell	2/917

OTHER PUBLICATIONS

Olympia Sports Company, Inc. sales brochure showing on p. 4 model #108 Outrider III glove, Spring 1987.

Primary Examiner—Ruth McInroy

Attorney, Agent, or Firm—Flehr, Hohbach, Test, Albritton & Herbert

[56] References Cited

U.S. PATENT DOCUMENTS

Re. 32,566	12/1987	Patton	2/161
D. 280,569	9/1985	Paulson	D2/361
D. 294,736	3/1988	Thygesen	D24/49
D. 320,871	10/1991	Bothof, III et al.	D29/113
D. 320,872	6/1993	McCrane	D29/22
D. 320,872	10/1991	McCrane	D29/22
D. 351,050	9/1994	Sheldon	D29/113
425,887	4/1890	Kohler .	
2,154,197	4/1939	Callaway	2/159
2,369,115	2/1945	Bloom	2/16
2,695,999	12/1954	Arnold	2/20
2,794,638	6/1957	Risher	273/54
2,952,021	9/1960	Finn	2/20
3,031,680	5/1962	Compaino	2/159
3,164,841	1/1965	Burtoff	2/161
3,344,436	10/1967	Stubbs	2/159
3,581,312	6/1971	Nickels	2/159
3,606,614	9/1971	Dimitroff	2/159
3,643,386	2/1972	Grzyll	51/391
3,890,649	6/1975	Diggins	2/161
4,057,255	11/1977	Bishop	273/189
4,071,913	2/1978	Rector	2/20
4,309,991	1/1982	DeMarco	128/165

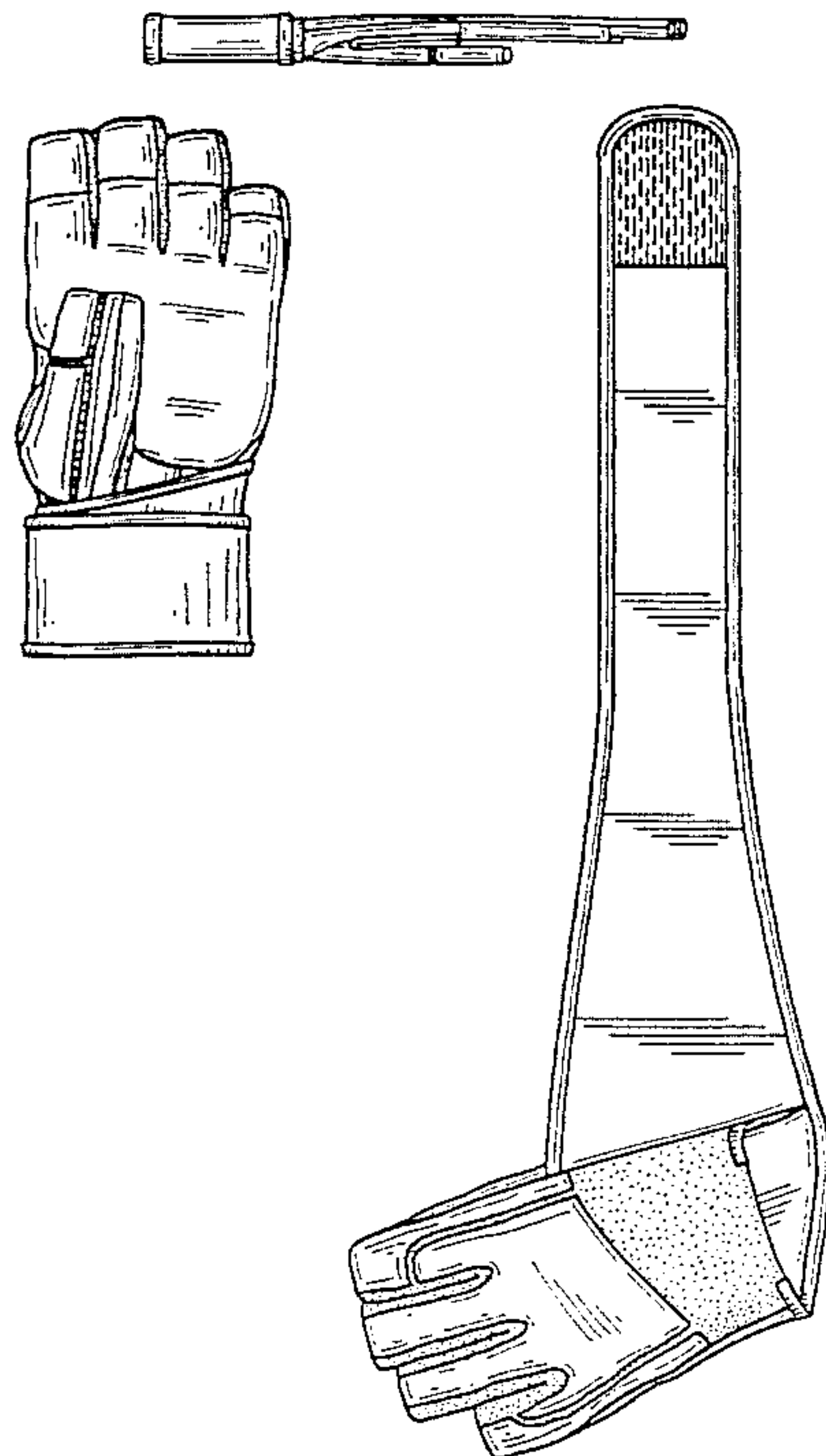
[57] CLAIM


The ornamental design for an athletic glove, as shown.

DESCRIPTION

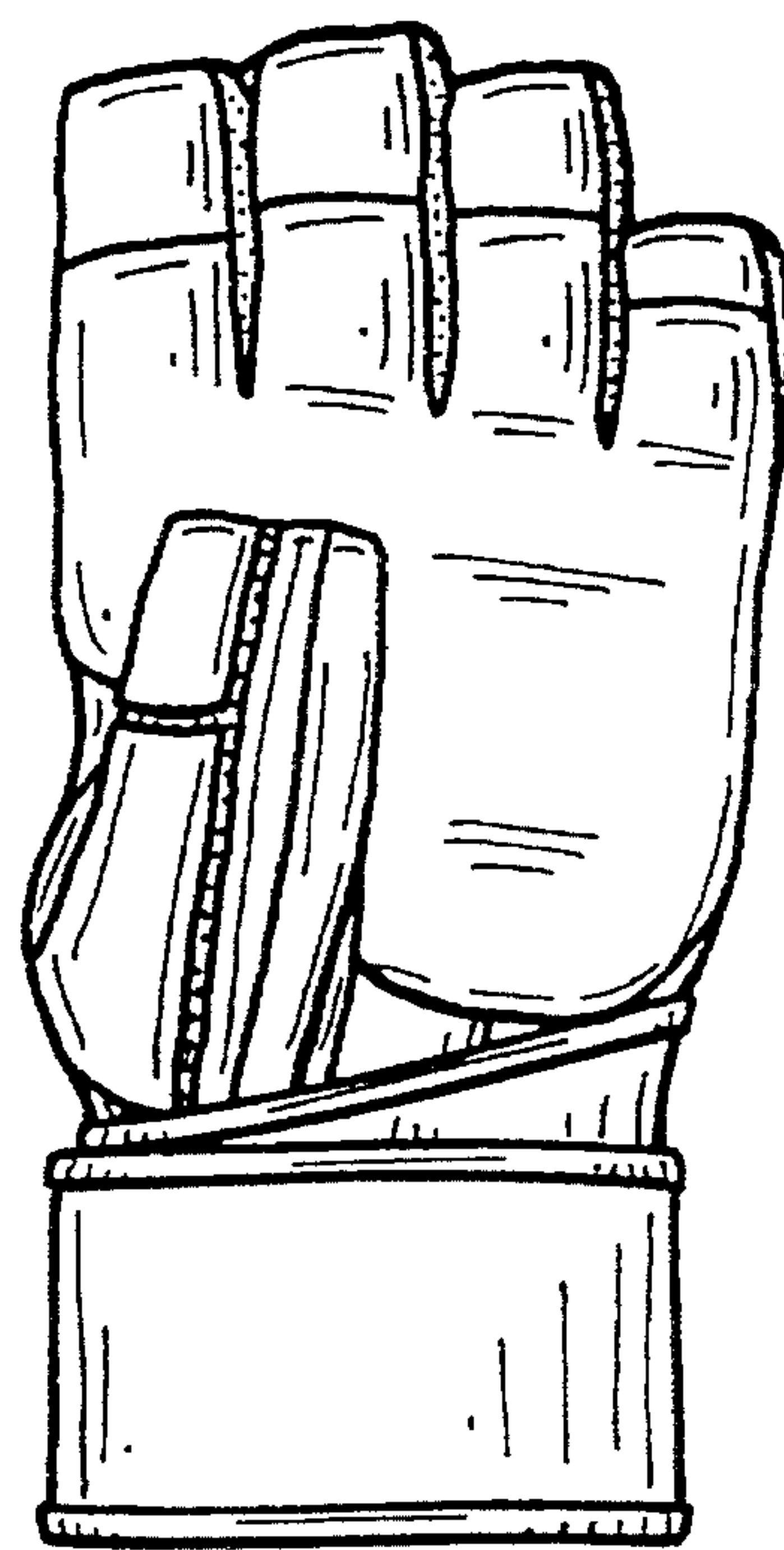
FIG. 1 is a top plan view of an athletic glove showing my new design;
 FIG. 2 is a top plan view thereof;
 FIG. 3 is a rear elevation view thereof;
 FIG. 4 is a front elevation view thereof;
 FIG. 5 is a right side elevation view thereof;
 FIG. 6 is a left side elevation view thereof;
 FIG. 7 is a top plan view of the athletic glove showing the wrist wrap extended; and,
 FIG. 8 is a bottom plan view of the athletic glove showing the wrist wrap extended.

1 Claim, 2 Drawing Sheets






FIG_1



FIG_2




FIG_3



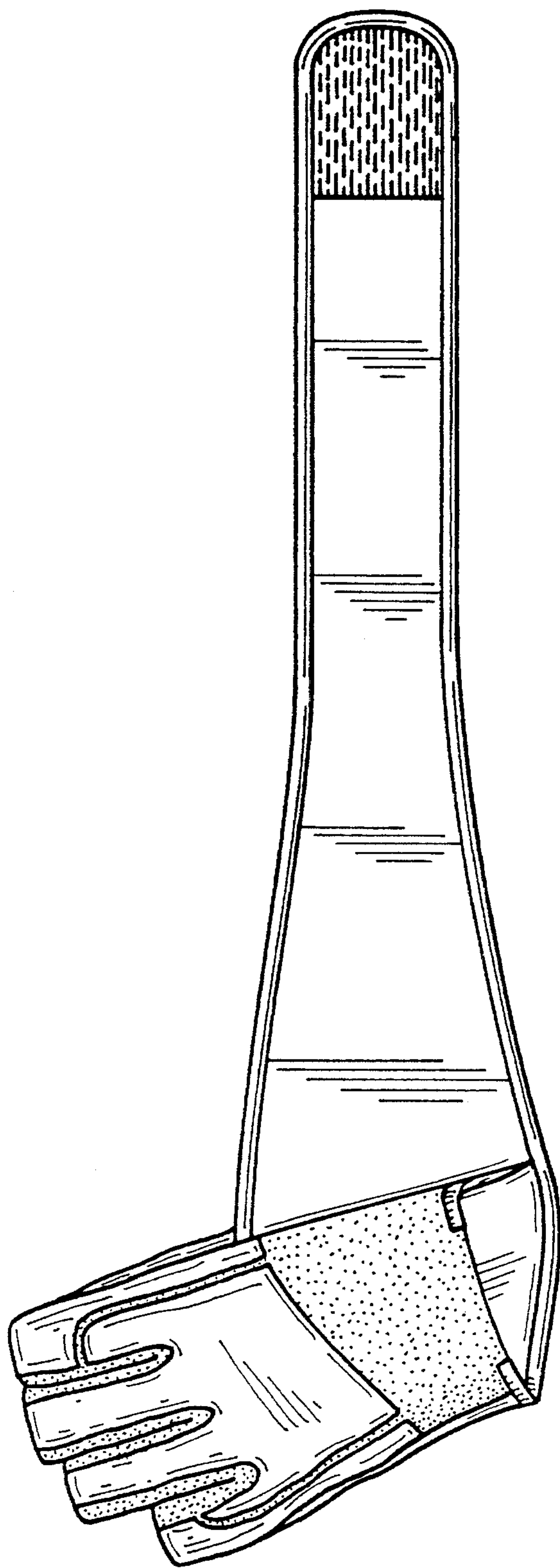
FIG_4



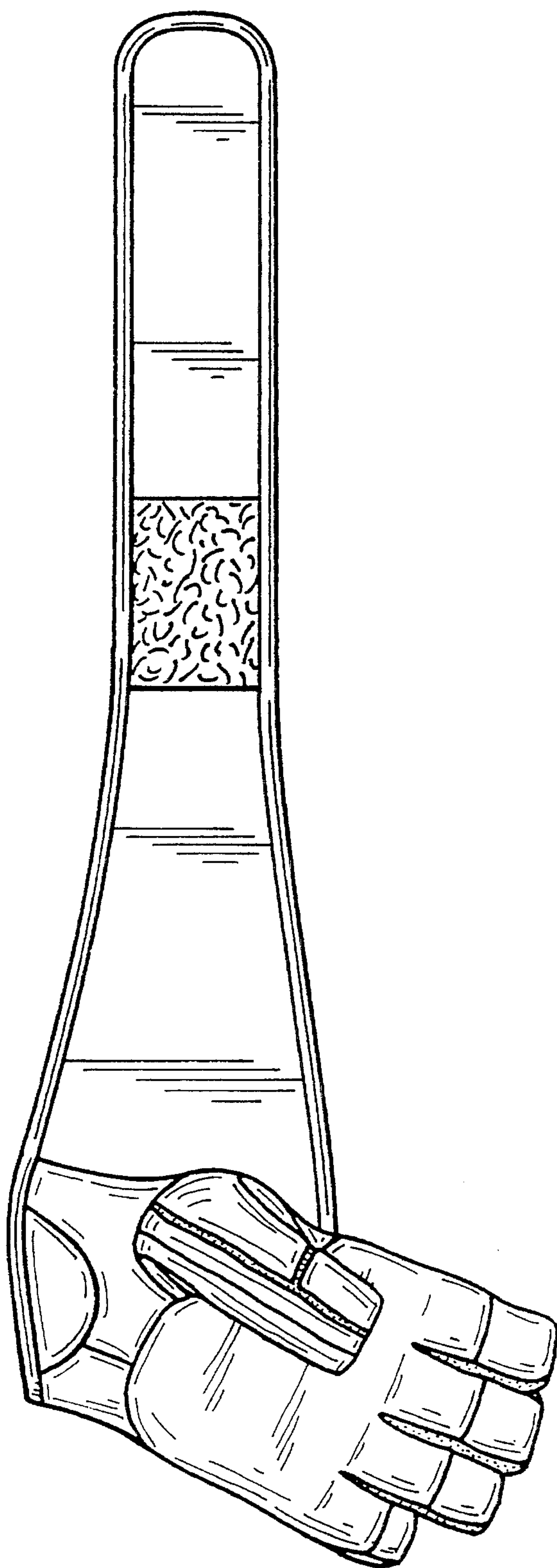
FIG_5



FIG_6



FIG_7



FIG_8