



US00D362913S

# United States Patent [19]

[11] Patent Number: **Des. 362,913**

Eisenberg et al.

[45] Date of Patent: **\*\*Oct. 3, 1995**

[54] **VACUUM LIMB SUPPORT BAG**

[76] Inventors: **Melvin I. Eisenberg**, 3849 Swanson Ct., Gurnee, Ill. 60031; **Jules S. Shapiro**, 1725 W. Harrison St., Chicago, Ill. 60612; **Adam K. Zakroczymski**, 3849 Swanson Ct., Gurnee, Ill. 60031

3,242,923	3/1966	Jacoby, Jr.	.....	D24/190 X
3,745,998	7/1973	Rose	.....	602/13 X
3,762,404	10/1973	Sakita	.....	602/6
4,393,867	7/1983	Baron	.....	602/13

*Primary Examiner*—Stella Reid  
*Attorney, Agent, or Firm*—Jerome Goldberg

[\*\*] Term: **14 Years**

[21] Appl. No.: **3,265**

[22] Filed: **Jan. 4, 1993**

[52] U.S. Cl. .... **D24/190**

[58] Field of Search ..... D24/190; 602/13, 602/14, 5, 6, 7, 20-27

[56] **References Cited**

**U.S. PATENT DOCUMENTS**

D. 261,430	10/1981	Baturin	.....	D24/190
D. 274,264	6/1984	Andersson	.....	D24/190
3,212,497	10/1965	Dickinson	.....	602/6

[57] **CLAIM**

The ornamental design for a vacuum limb support bag, as shown and described.

**DESCRIPTION**

FIG. 1 is a top plan view of a vacuum limb support bag, showing our new design;  
FIG. 2 is a longitudinal side elevational view thereof;  
FIG. 3 is an opposite longitudinal side elevational view thereof;  
FIG. 4 is a lateral side elevational view thereof;  
FIG. 5 is an opposite lateral side view thereof; and,  
FIG. 6 is a bottom plan view thereof.

**1 Claim, 1 Drawing Sheet**

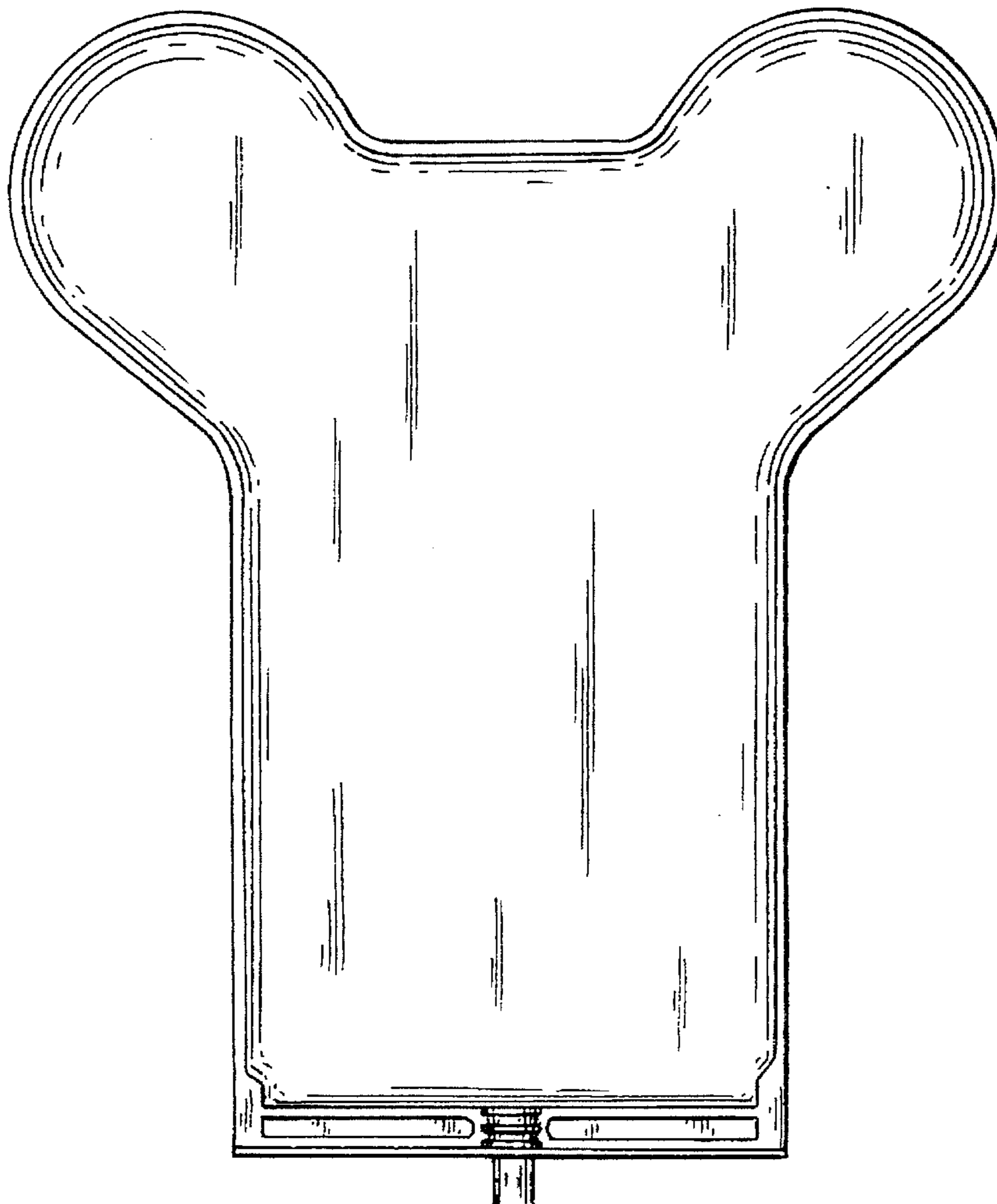




FIG. 4

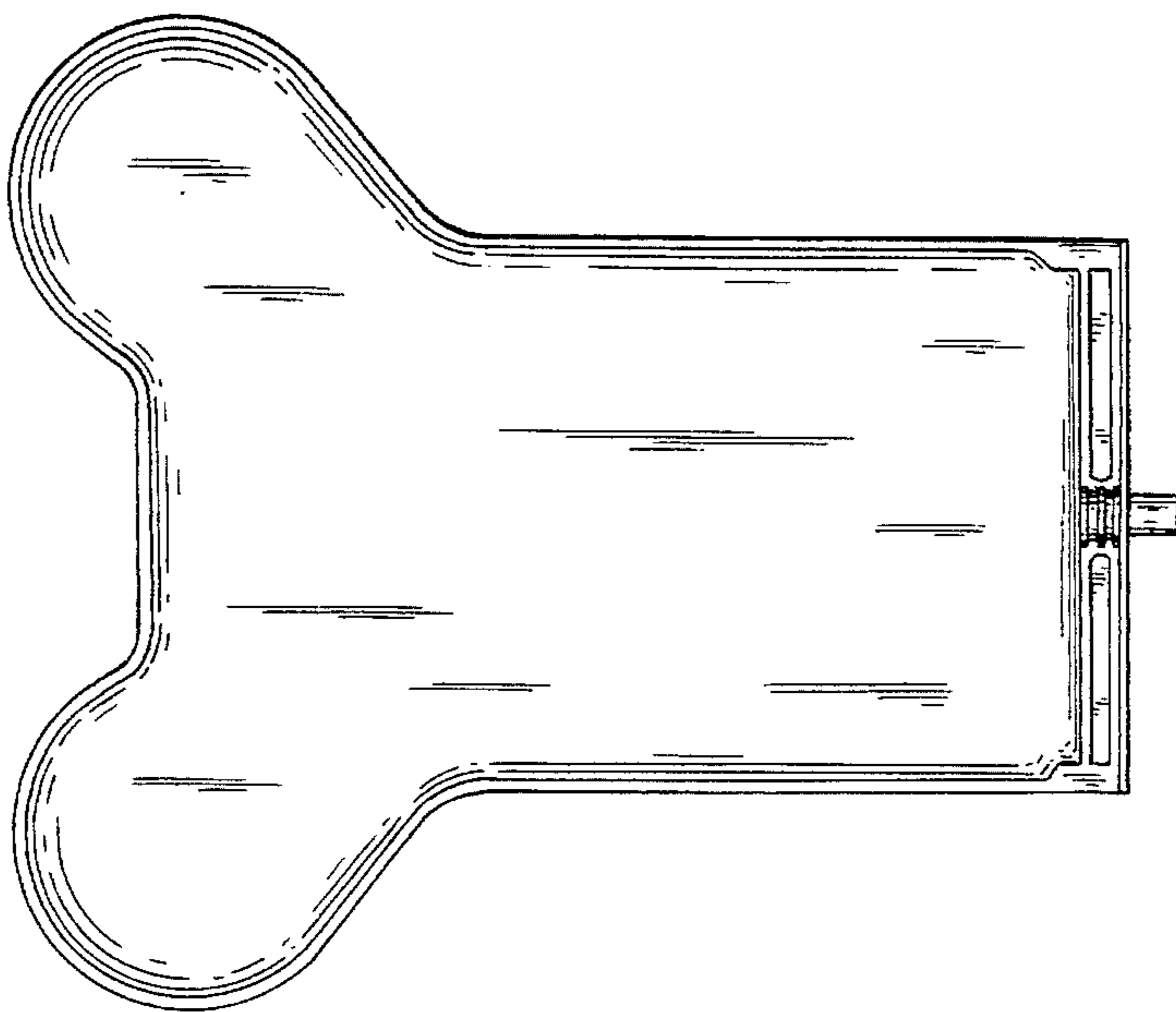


FIG. 1




FIG. 2

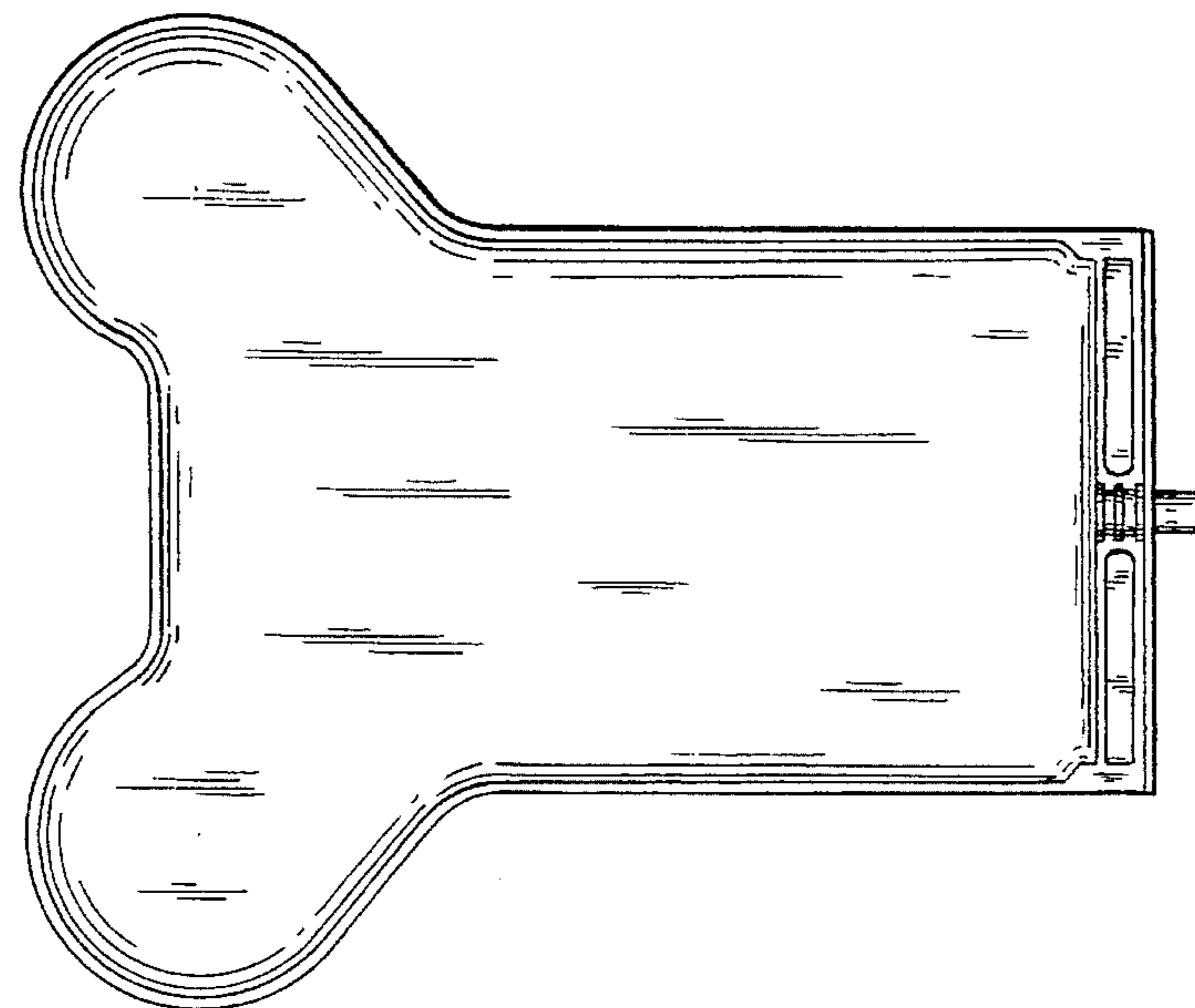


FIG. 6



FIG. 3



FIG. 5