



US00D362891S

**United States Patent** [19]  
**Solheim**

[11] **Patent Number:** **Des. 362,891**

[45] **Date of Patent:** **\*\*Oct. 3, 1995**

[54] **GOLF CLUB GRIP**

*Attorney, Agent, or Firm*—Darrell F. Marquette; Herbert E. Haynes, Jr.

[75] Inventor: **John A. Solheim**, Phoenix, Ariz.

[73] Assignee: **Karsten Manufacturing Corporation**, Phoenix, Ariz.

[57] **CLAIM**

[\*\*] Term: **14 Years**

The ornamental design for a golf club grip, as shown and described.

[21] Appl. No.: **23,582**

**DESCRIPTION**

[22] Filed: **May 27, 1994**

[52] U.S. Cl. .... **D21/222**

FIG. 1 is a side elevational view of a golf club grip showing my new design;

[58] Field of Search ..... **D21/221, 222;**  
**273/81 R, 81 B**

FIG. 2 is a right side elevational view thereof;

[56] **References Cited**

FIG. 3 is a left side elevational view thereof;

**U.S. PATENT DOCUMENTS**

FIG. 4 is a top plan view thereof;

D. 334,224	3/1993	Downey	.....	D21/222
1,435,088	11/1922	Smith	.....	D21/222 X
2,468,202	4/1949	Karns	.....	D21/222 X

FIG. 5 is a bottom plan view thereof; and,

**OTHER PUBLICATIONS**

FIG. 6 is an enlarged fragmented view of FIG. 2, shown for clarity of illustration.

Golfsmith; 1992; p. 15; Item I, second row, far left.

*Primary Examiner*—Ted Shooman  
*Assistant Examiner*—Mitchell I. Siegel

**1 Claim, 2 Drawing Sheets**




FIG. 1

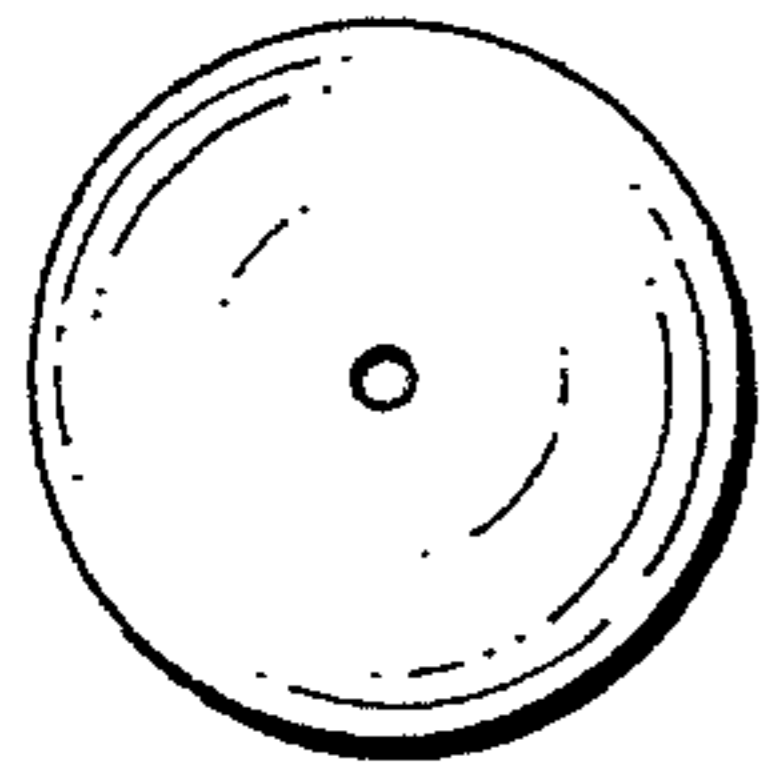
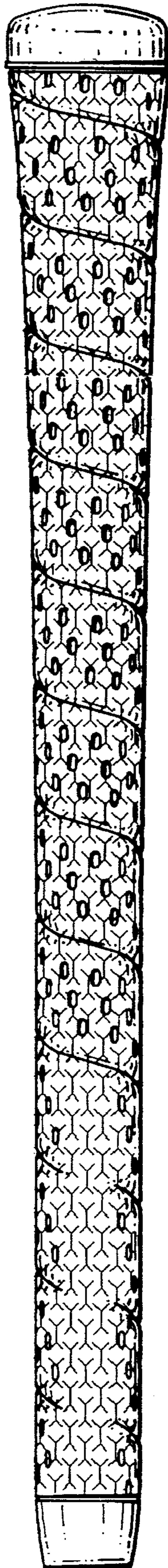


FIG. 4

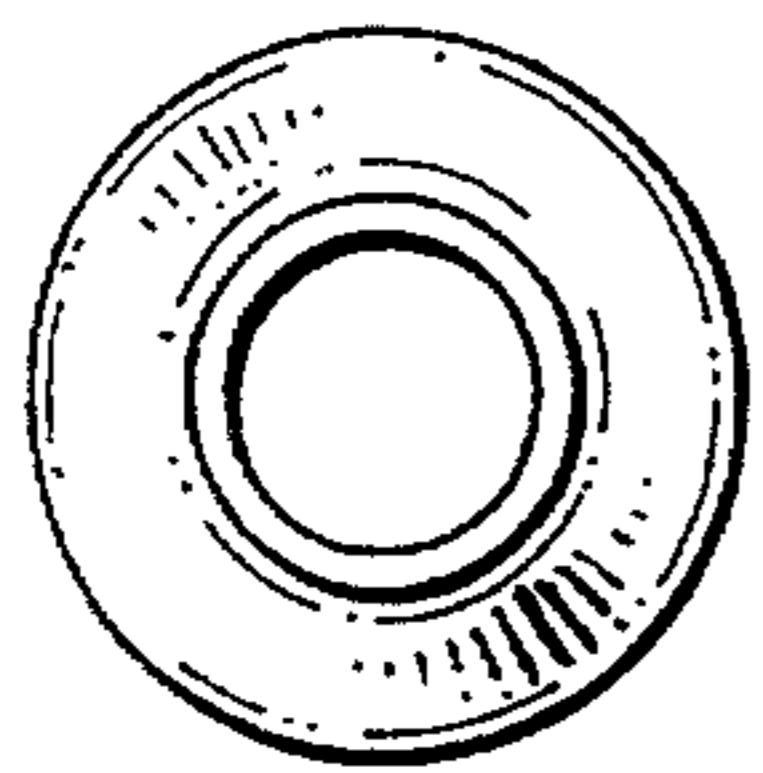


FIG. 5

FIG. 2

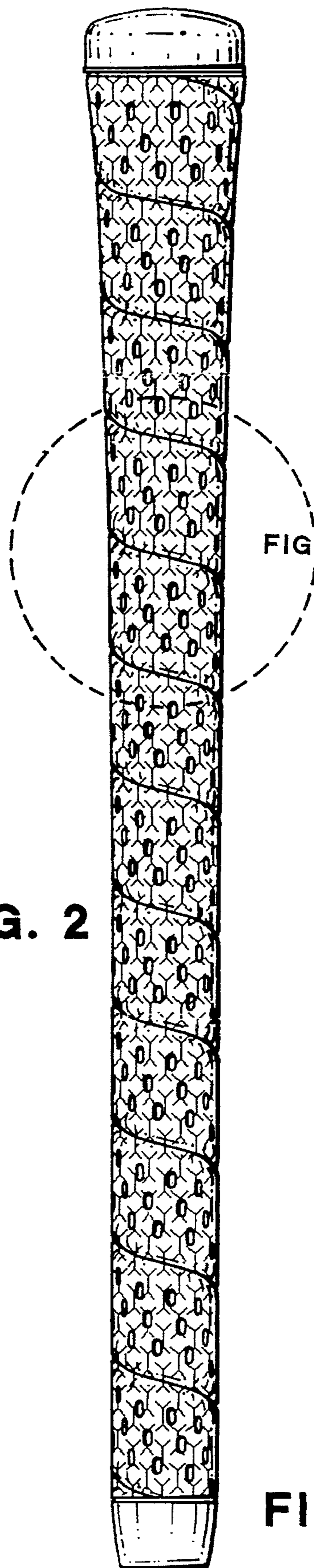



FIG. 6

FIG. 3






FIG. 6