



US00D362852S

United States Patent [19]

[11] Patent Number: **Des. 362,852**

Nagele et al.

[45] Date of Patent: ****Oct. 3, 1995**

[54] TELEPHONE HANDSET HOUSING

[75] Inventors: **Albert L. Nagele**, Wilmette; **Glenn C. Goergen**, Lake Zurich, both of Ill.

[73] Assignee: **Motorola, Inc.**, Schaumburg, Ill.

[**] Term: **14 Years**

[21] Appl. No.: **25,134**

[22] Filed: **Jun. 28, 1994**

[52] U.S. Cl. **D14/138**; D14/147

[58] Field of Search D14/137, 138,
D14/140, 142, 147-151, 240, 248; 379/58-61,
433-436, 440, 428, 420; 455/89, 90

[56] References Cited

U.S. PATENT DOCUMENTS

D. 246,103	10/1977	Taylor	D14/53
D. 248,758	8/1978	Krolopp et al.	D14/53
D. 260,518	9/1981	Larson	D14/53
D. 271,491	11/1983	Taylor	D14/76
D. 286,778	11/1986	Beaumont	D14/64
D. 292,578	11/1987	Taylor	D14/62
D. 292,920	11/1987	Taylor	D14/62
D. 295,973	5/1988	Nagele	D14/66
D. 295,975	5/1988	Taylor et al.	D14/64
D. 299,136	12/1988	Taylor	D14/63
D. 315,346	3/1991	Nagele	D14/138
D. 325,029	3/1992	Nagele	D14/138
D. 339,802	9/1993	Furuya et al.	D14/138
D. 340,711	10/1993	Nagele et al.	D14/138
D. 342,729	12/1993	Nagele	D14/148
D. 343,616	1/1994	Nagele et al.	D14/138

D. 343,834	2/1994	Taylor	D14/138
D. 344,512	2/1994	Taylor	D14/138
D. 353,587	12/1994	Taylor	D14/138
D. 353,588	12/1994	Goergen et al.	D14/148 X
D. 356,084	3/1995	Nagele et al.	D14/138

OTHER PUBLICATIONS

Time, Sep. 23, 1991, Motorola Micro T-A-C Lite Telephone Advertisement.

Primary Examiner—Jeffrey Asch

Attorney, Agent, or Firm—Donald C. Kordich; Rolland R. Hackbart

[57] CLAIM

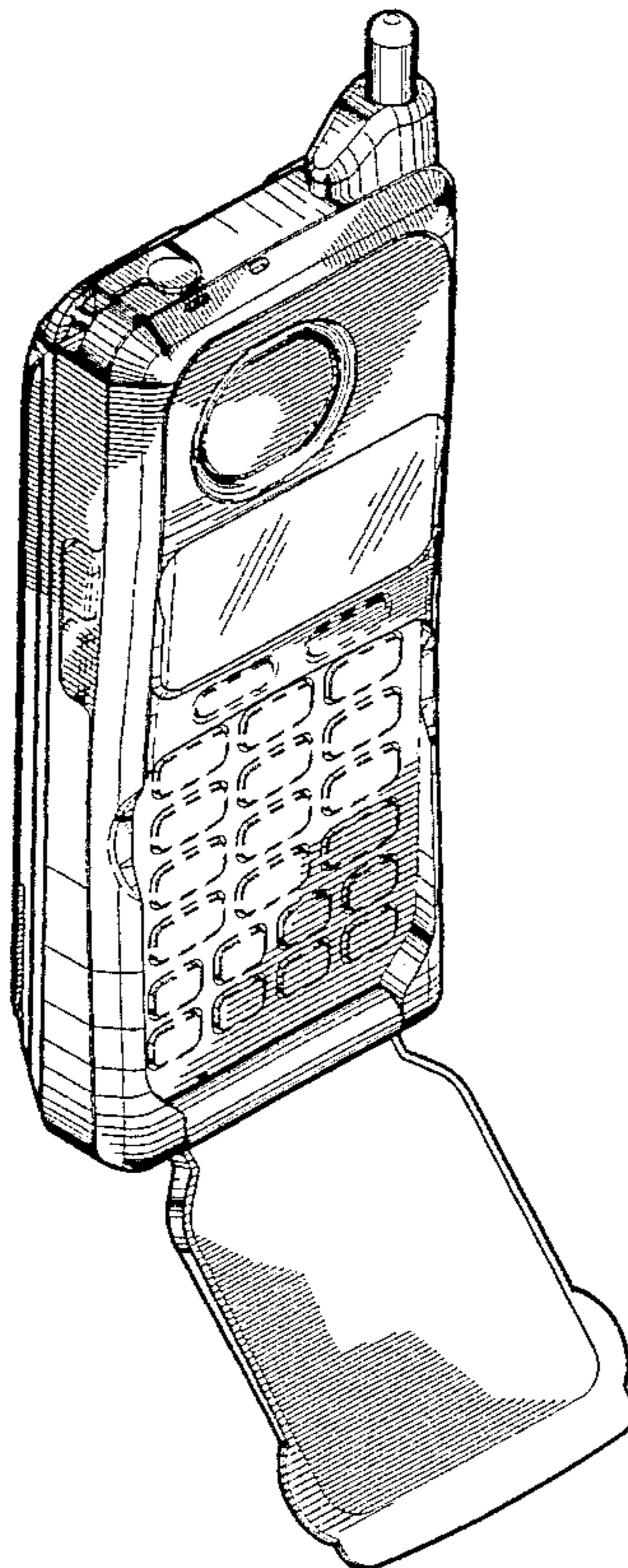
The ornamental design for a telephone handset housing, as shown and described.

DESCRIPTION

FIG. 1 is a top, front, left, perspective view with a flip extended of a telephone handset housing;
FIG. 2 is a rear view thereof;
FIG. 3 is a right view thereof;
FIG. 4 is a rear view thereof with a flip extended;
FIG. 5 is a right view thereof with a flip extended.
FIG. 6 is a bottom view thereof with a flip extended;
FIG. 7 is a top view thereof; and,
FIG. 8 is a top, front, left perspective of the telephone handset housing.

The broken line disclosure throughout the views is for illustrative purposes only and forms no part of the claimed design.

1 Claim, 4 Drawing Sheets




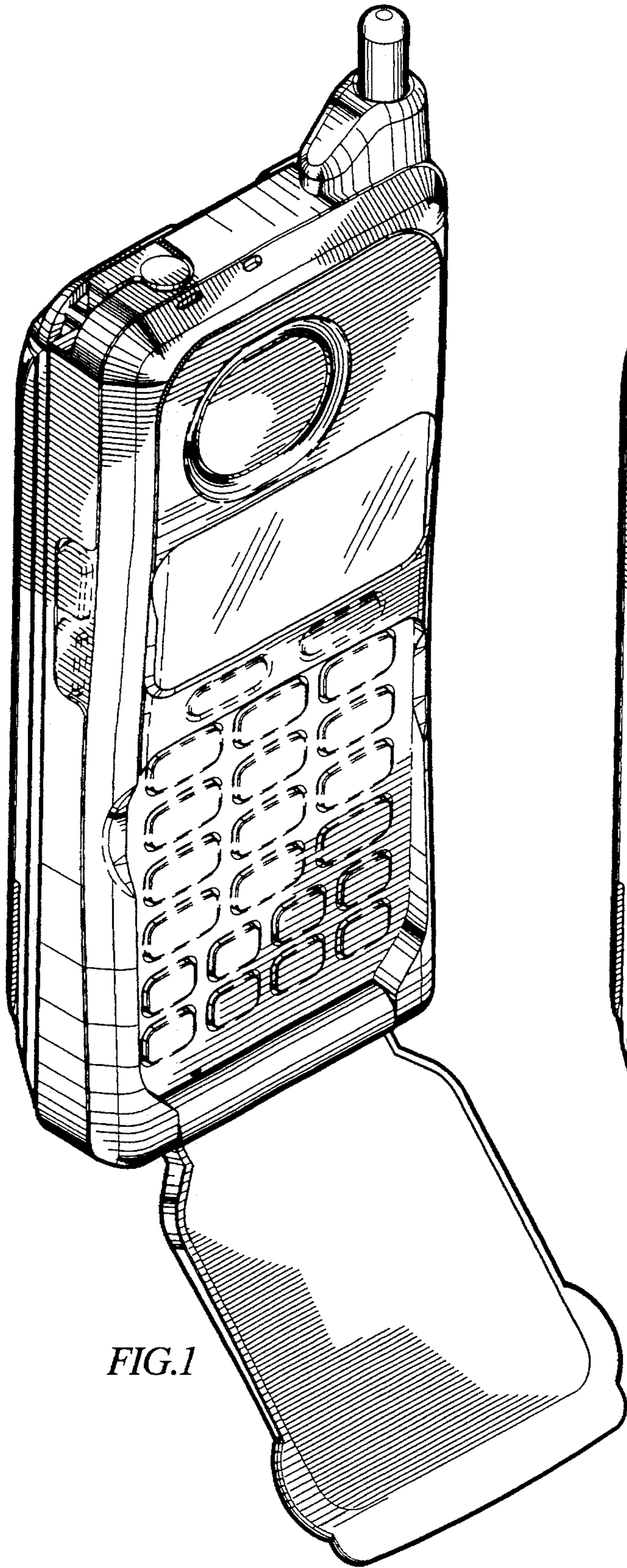


FIG. 8

FIG. 1




FIG. 2

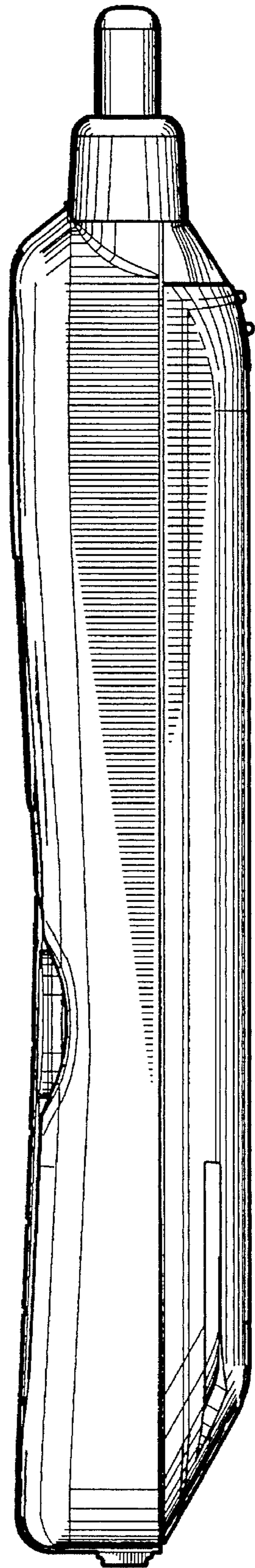


FIG. 3




FIG.4

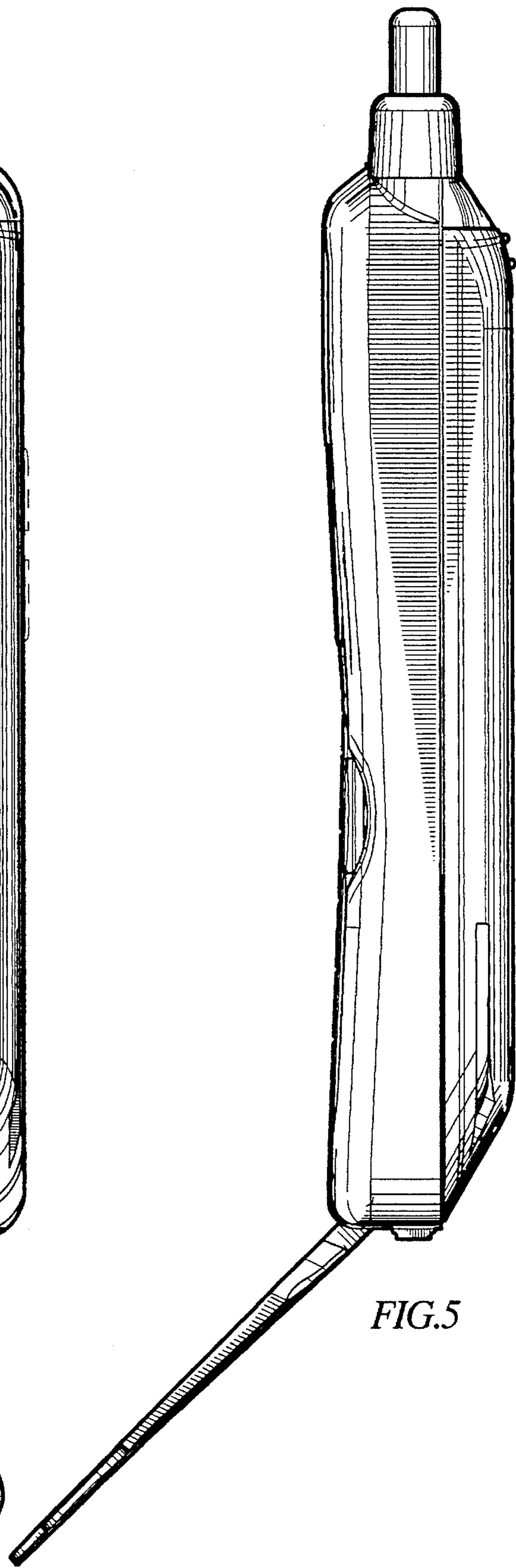


FIG.5




FIG.6

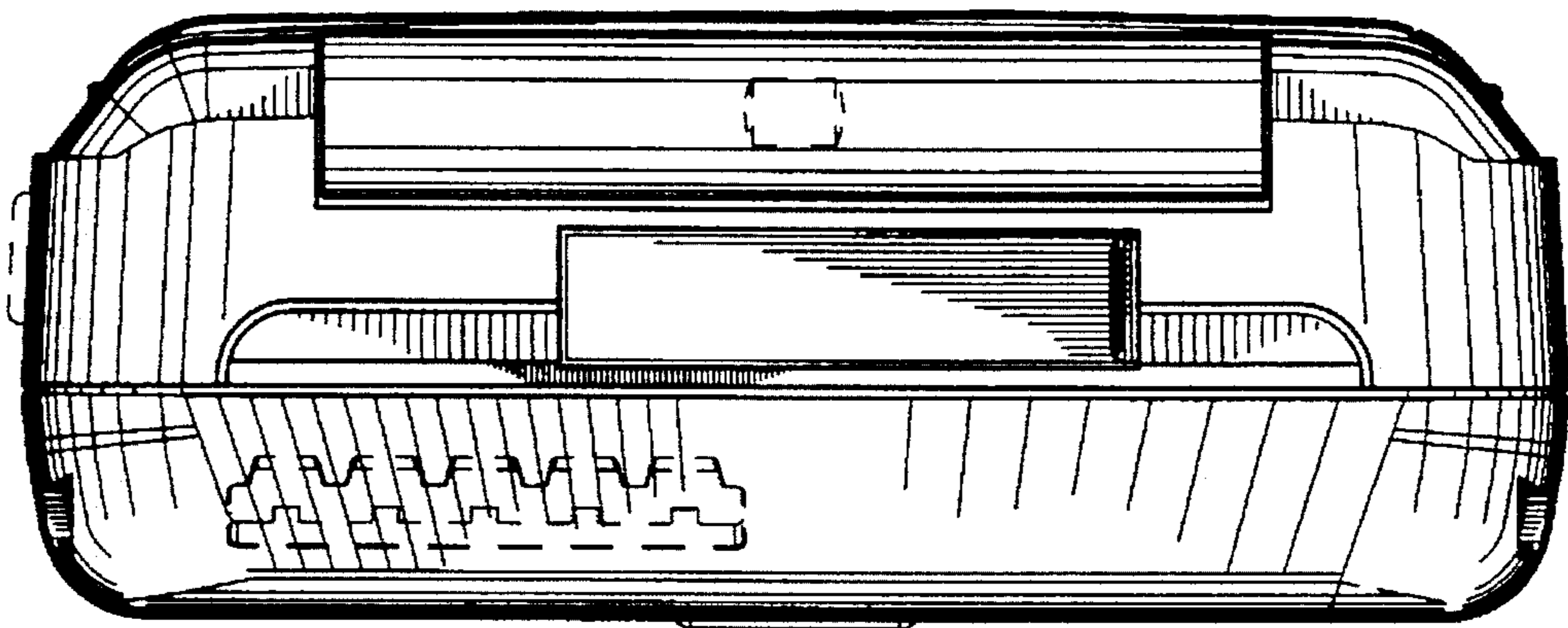


FIG.7