



US00D362806S

United States Patent [19]

[11] Patent Number: **Des. 362,806**

Mason et al.

[45] Date of Patent: ****Oct. 3, 1995**

[54] **DISPENSER BOTTLE WITH INTERNAL CARTRIDGE**

D. 329,018	9/1992	Granger	D9/523
D. 356,036	3/1995	Hoyt	D9/575 X
4,705,191	11/1987	Itzel et al.	222/383 X
5,370,275	12/1994	Mills et al.	222/136

[75] Inventors: **Stanley I. Mason, Jr.**, Weston;
Gregory M. Clark, Westport, both of Conn.

Primary Examiner—Lucy Lieberman
Attorney, Agent, or Firm—Woodcock, Washburn, Kurtz, Mackiewicz & Norris

[73] Assignee: **Scott Paper Company**, Delaware County, Pa.

[57] **CLAIM**

[**] Term: **14 Years**

The ornamental design for a dispenser bottle with internal cartridge, as shown and described.

[21] Appl. No.: **27,636**

DESCRIPTION

[22] Filed: **Aug. 25, 1994**

[52] U.S. Cl. **D9/524; D9/300**

[58] Field of Search D9/524, 300, 523, D9/526, 347, 570, 530, 543; 222/383, 145, 135, 144.5, 478, 481, 143; 215/1 R, 1 C, 6, 10; D24/225, 226; 239/333

FIG. 1 is a front elevation of the dispenser bottle with internal cartridge showing our new design; FIG. 2 is a right side elevation thereof; FIG. 3 is a rear elevation thereof; FIG. 4 is a left side elevation thereof; FIG. 5 is a top plan view thereof; FIG. 6 is a bottom plan view thereof; and, FIG. 7 is a fragmentary sectional view taken on line 7—7 of FIG. 6.

[56] **References Cited**

U.S. PATENT DOCUMENTS

D. 191,251	8/1961	Zackheim	D9/523 X
D. 305,451	1/1990	Rosenbaum	D9/300 X
D. 308,166	5/1990	Weckman	D9/523
D. 328,422	8/1992	Fuchs	D9/523

The broken line showing a trigger sprayer in FIG. 2 is for illustrative purposes only and does not form part of the claimed design.

1 Claim, 1 Drawing Sheet

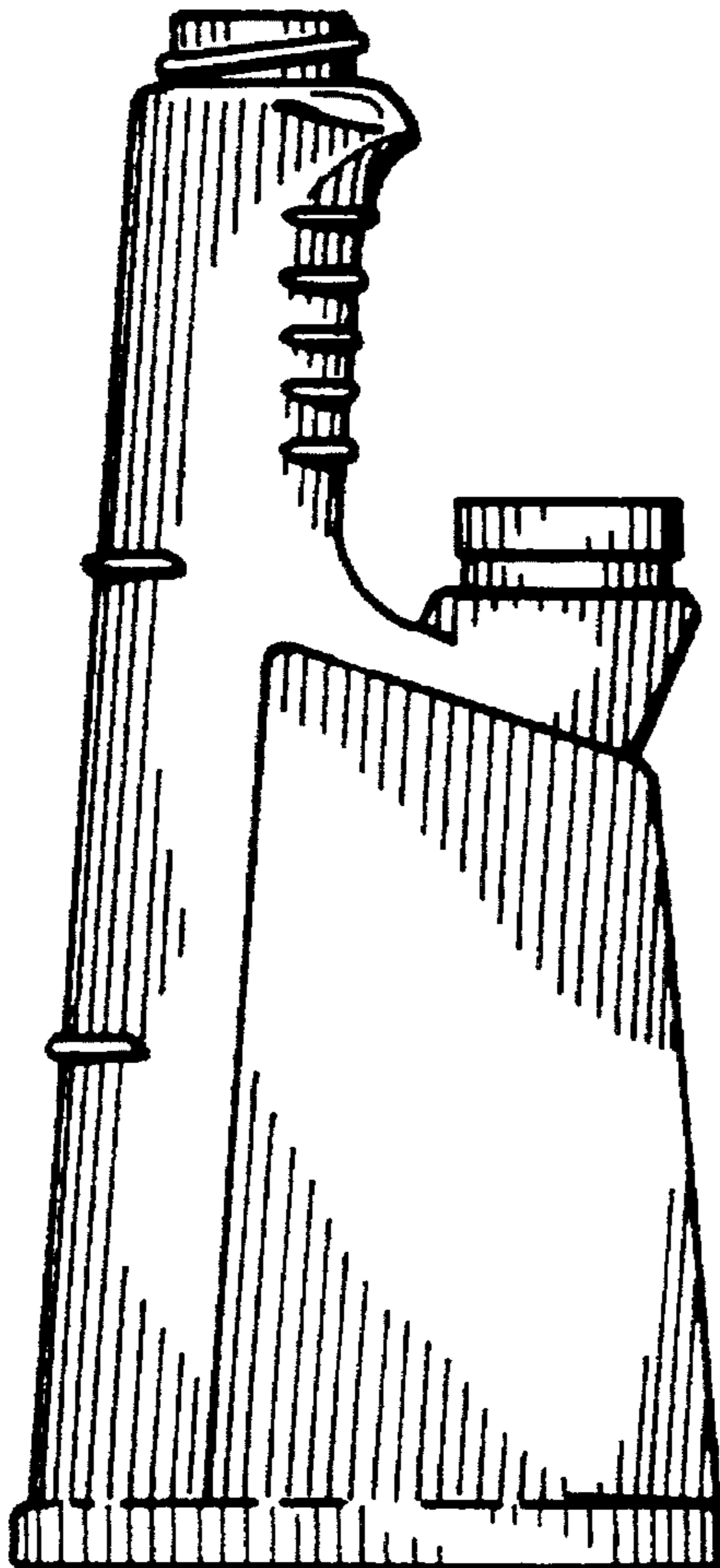


FIG. 1




FIG. 2

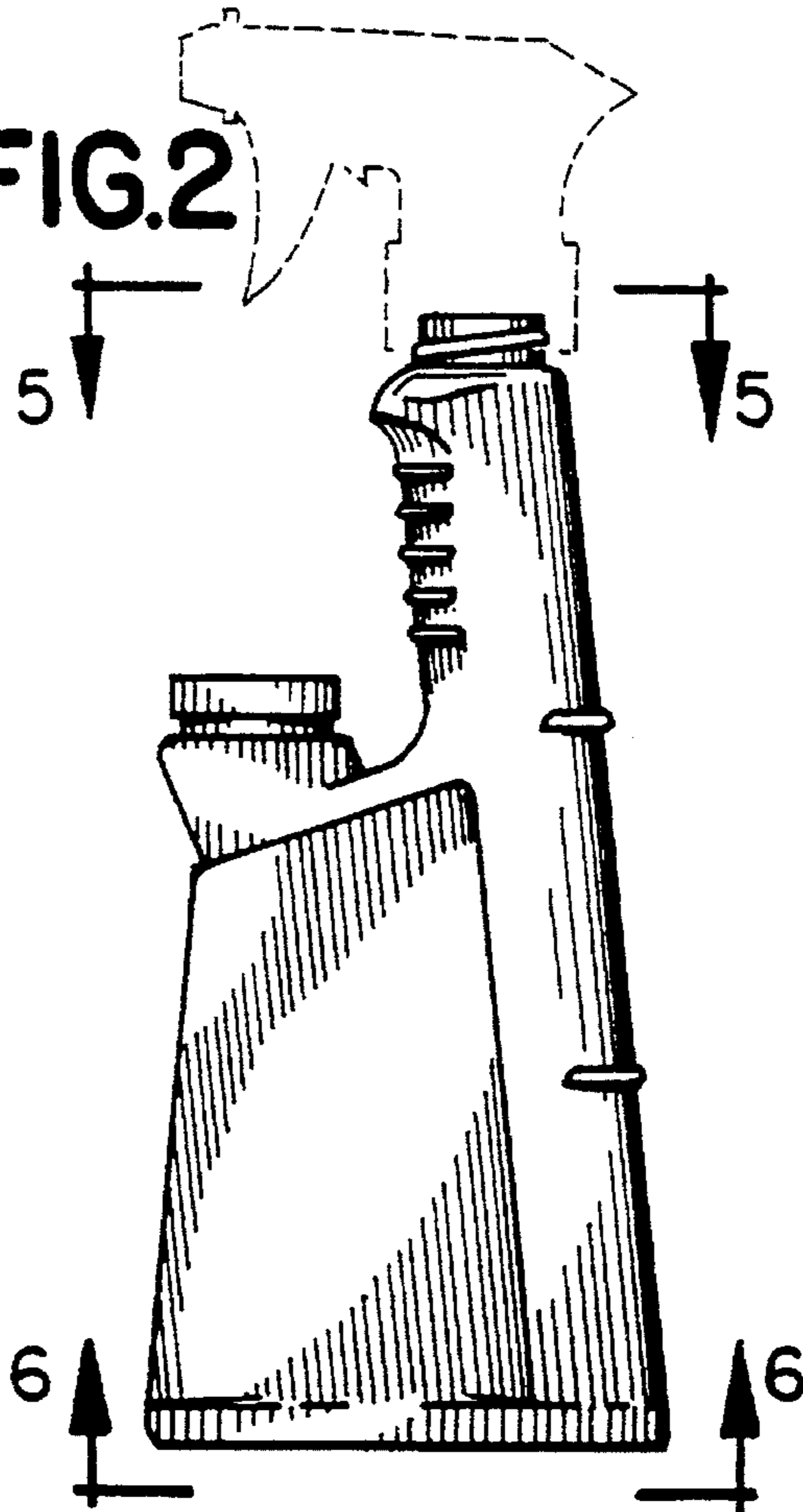


FIG. 3

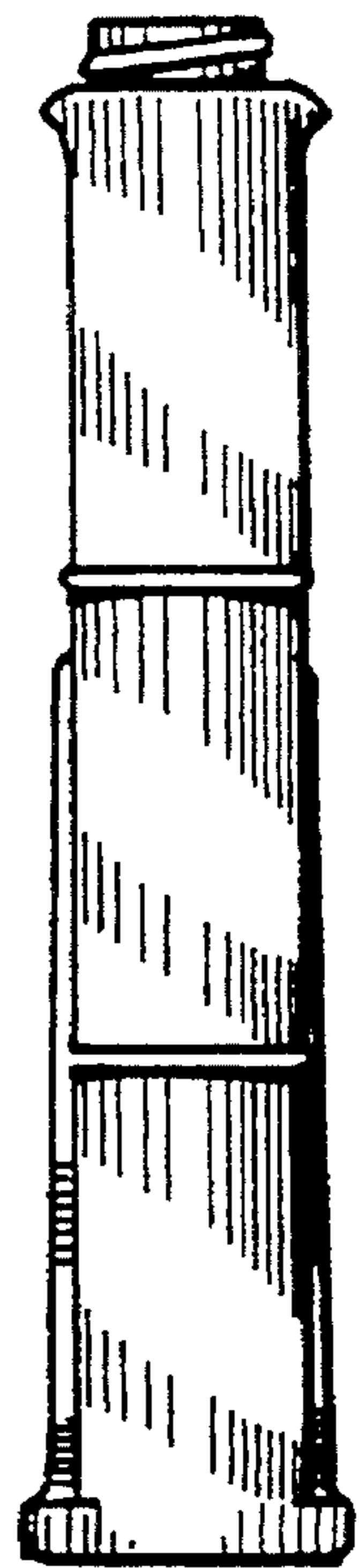


FIG. 4

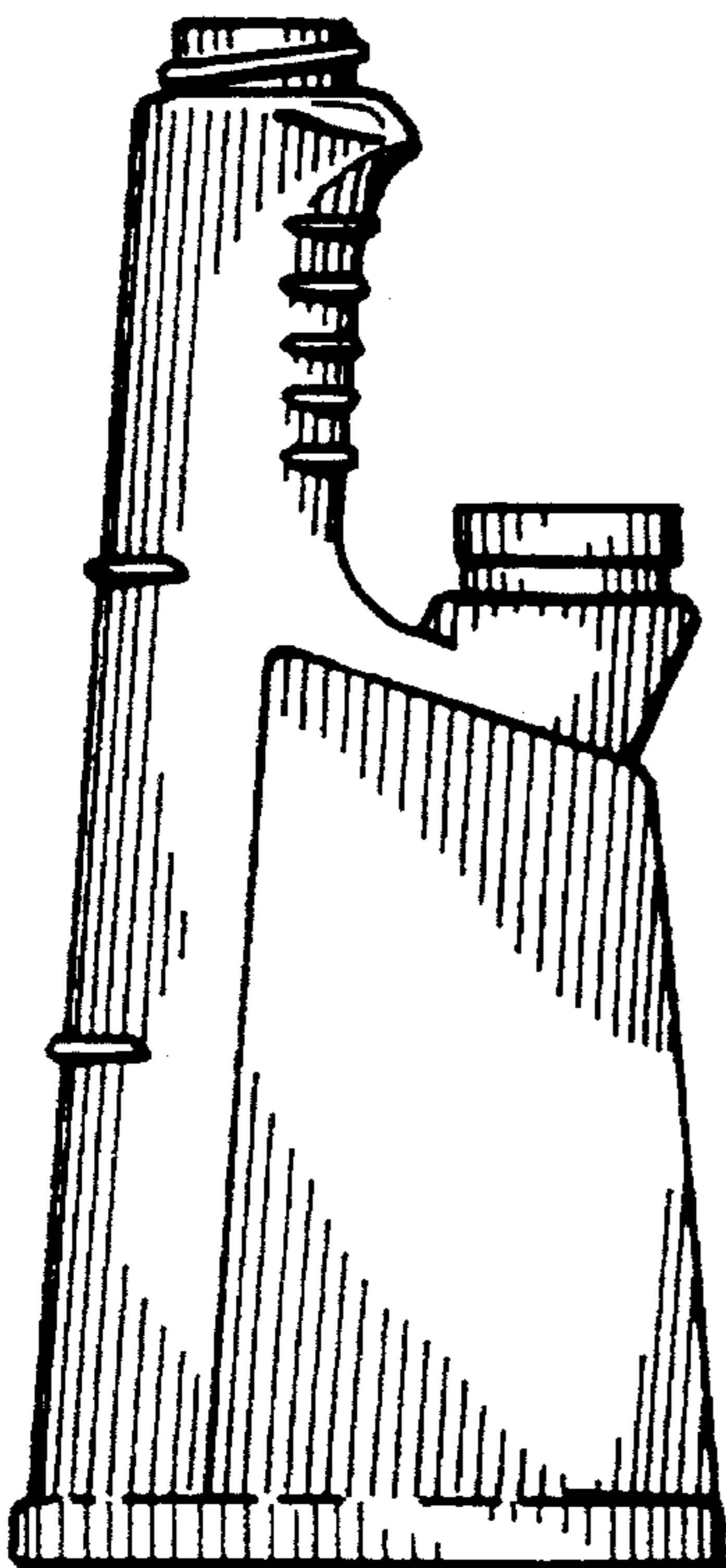


FIG. 5




FIG. 6



FIG. 7

