



US00D362805S

United States Patent [19]
Hardigg

[11] **Patent Number:** **Des. 362,805**
[45] **Date of Patent:** ****Oct. 3, 1995**

- [54] **CONTAINER HANDLE**
- [75] Inventor: **James S. Hardigg**, Conway, Mass.
- [73] Assignee: **Hardigg Industries, Inc.**, South Deerfield, Mass.
- [**] Term: **14 Years**
- [21] Appl. No.: **15,619**
- [22] Filed: **Nov. 23, 1993**
- [52] U.S. Cl. **D9/455**
- [58] **Field of Search** D9/434, 455, 499; D8/306, 313, 315; 224/268; 292/DIG. 27; 294/137, 158, 164, 170

- [56] **References Cited**
- U.S. PATENT DOCUMENTS**
- | | | | |
|------------|--------|-------------------|--------|
| D. 289,490 | 4/1987 | Miles et al. | D8/306 |
| D. 290,779 | 7/1987 | Kreeger | D9/434 |
| D. 346,930 | 5/1994 | Gabalis | D9/443 |
| 5,339,555 | 8/1994 | Miskimins | 294/26 |

- FOREIGN PATENT DOCUMENTS**
- | | | | |
|--------|--------|----------------------|--------|
| 287378 | 3/1928 | United Kingdom | D8/306 |
|--------|--------|----------------------|--------|

Primary Examiner—Alan P. Douglas
Assistant Examiner—R. Spear

Attorney, Agent, or Firm—Fishman, Dionne & Cantor
[57] **CLAIM**

A new ornamental design for a container handle, as shown and described.

DESCRIPTION

FIG. 1 is a front elevation view of my new design for a container handle;

FIG. 2 is a right side elevation view of the container handle of FIG. 1, the left side elevation view being a mirror image thereof;

FIG. 3 is a top view of the container handle of FIG. 1;

FIG. 4 is a bottom view of the container handle of FIG. 1;

FIG. 5 is a rear elevation view of the container handle of FIG. 1;

FIG. 6 is a section view taken along line 6—3 of FIG. 5;

FIG. 7 is a section view taken along the line 7—7 of FIG. 5;


FIG. 8 is a section view taken along the line 8—8 of FIG. 5;

FIG. 9 is a section view taken along the line 9—9 of FIG. 5;

FIG. 10 is a section view taken along the line 10—10 of FIG. 1; and,

FIG. 11 is a section view taken along the line 11—11 of FIG. 1.

1 Claim, 2 Drawing Sheets






FIG. 3




FIG. 1



FIG. 2




FIG. 4

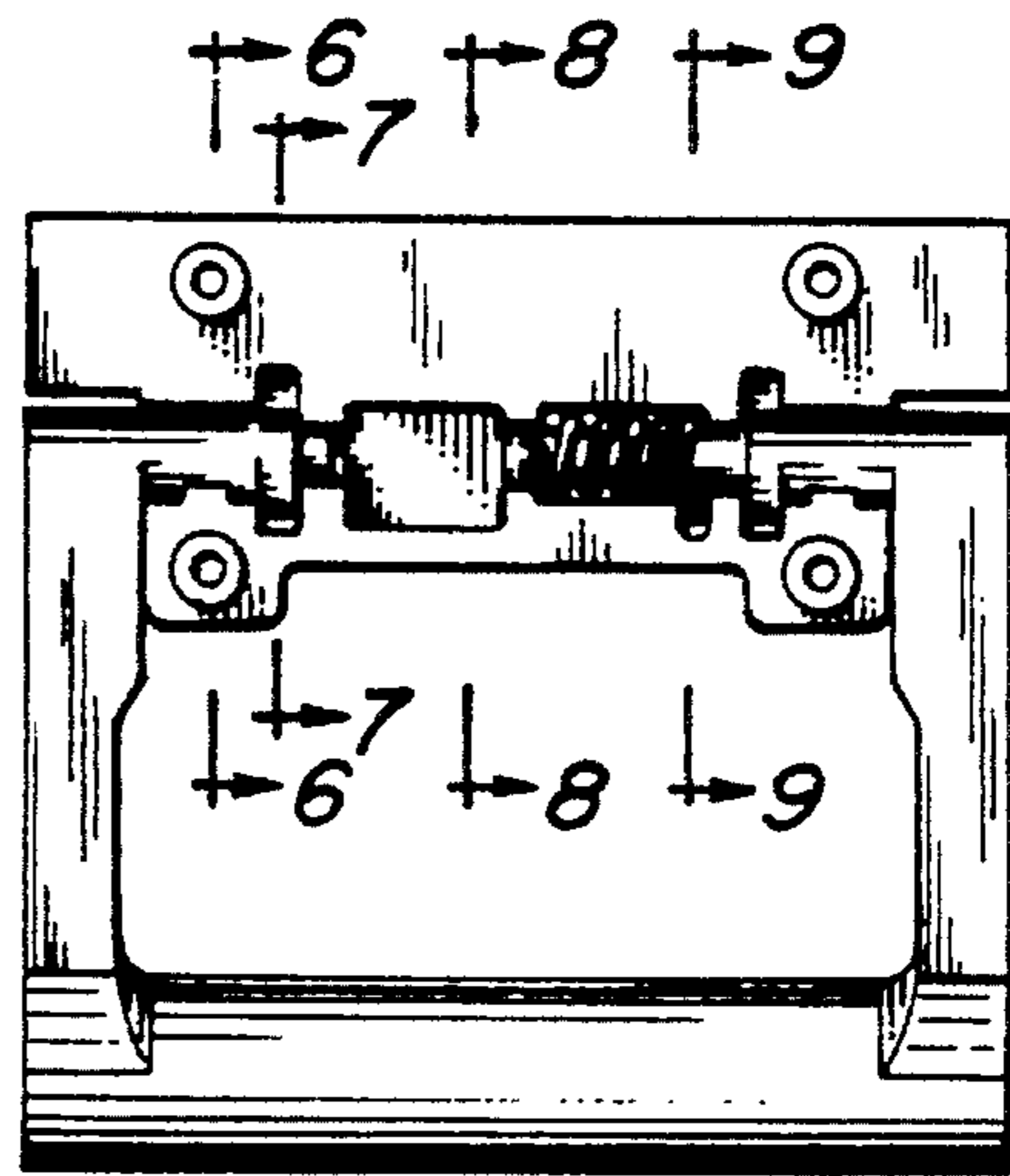


FIG. 5



FIG. 6



FIG. 7



FIG. 8



FIG. 9




FIG. 10

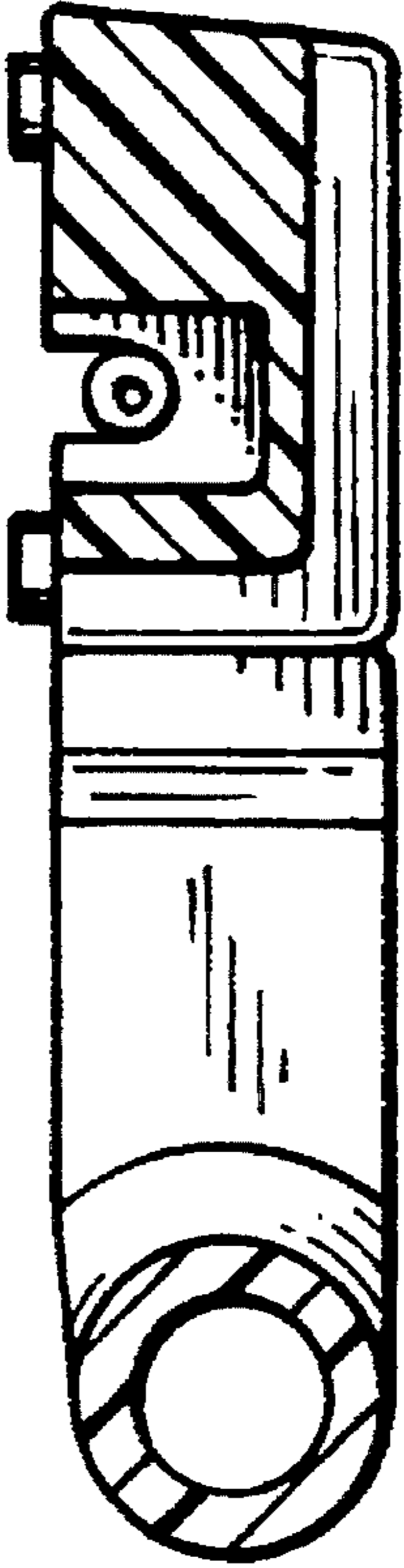


FIG. 11