



US00D362796S

United States Patent [19]

[11] Patent Number: **Des. 362,796**

Hoffman et al.

[45] Date of Patent: ****Oct. 3, 1995**

[54] **PORTION OF A KEY BLADE BLANK**

2740416 3/1979 Germany .

[75] Inventors: **Anthony J. Hoffman**, Newington, Conn.; **Robert E. Kearns**, San Francisco, Calif.

OTHER PUBLICATIONS

Ilco Unican Corp. Catalogue No. 60R (1984) Key Blank #A1170B (p. 2).

[73] Assignee: **Corbin Russwin, Inc.**, Berlin, Conn.

Ilco Unican Corp. Catalogue No. 60R (1984) Key Blank #1054F (p. 13).

[**] Term: **14 Years**

Emhart Corporation Drawing Warding Data—Sections 59AC, 62AC; 76D1; 59C1; 62C1; 59B1; 62B1; 59B, 62B, 59D1, 62D1; 59AB, 62AB; 59A, 62A, 59A1, 62A1; 59A2; 62AC, 59AD, 62AD; 59B2, 62B2; 59BD, 62BD; 59C2, 62C2; 59CD, 62CD; 59D2, 62D2; 59D, 62D; 59C, 62C.

[21] Appl. No.: **26,819**

[22] Filed: **Aug. 8, 1994**

[52] U.S. Cl. **D8/347**

Primary Examiner—Brian N. Vinson

[58] Field of Search D8/347, 348; 70/393, 70/402, 405-407, 419, 437

Attorney, Agent, or Firm—Darby & Darby

[56] References Cited

[57] CLAIM

U.S. PATENT DOCUMENTS

The ornamental design for a portion of a key blade blank, as shown and described.

D. 278,880	5/1985	Widén	D8/347
D. 286,854	11/1986	Fane et al.	D8/347
D. 328,856	8/1992	Best et al.	D8/347
D. 335,253	5/1993	Eizen	D8/347
2,803,959	8/1957	Schlage	70/347 X
3,499,304	3/1970	Naujoks	70/406
4,608,842	9/1986	Tietz	70/419 X
4,964,288	10/1990	Braun et al.	70/406

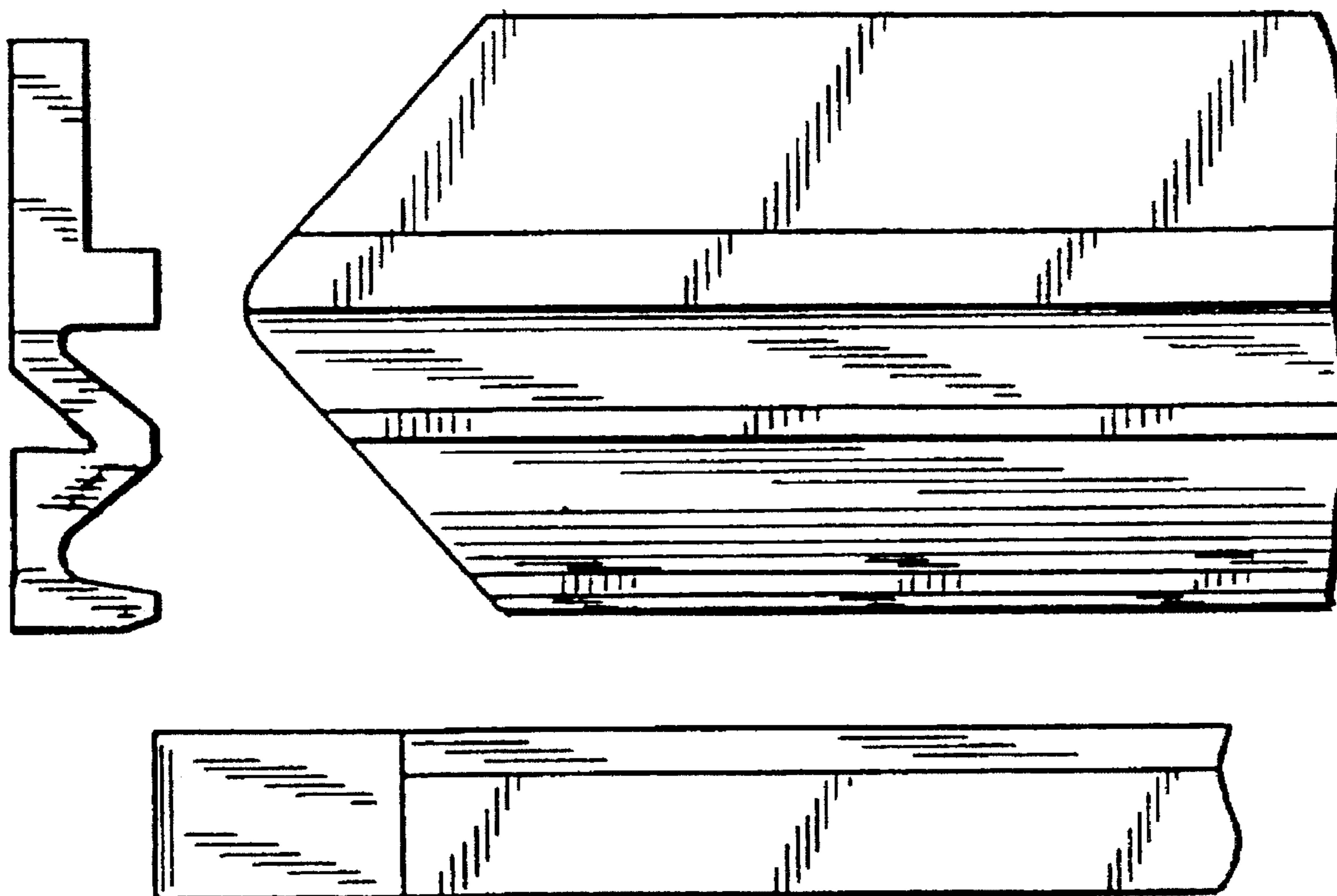
DESCRIPTION

FIG. 1 is a front elevational view of our new design of a portion of a key blade blank;
FIG. 2 is a right side elevational view thereof;
FIG. 3 is a left side elevational view thereof;
FIG. 4 is a top plan view thereof; and,
FIG. 5 is a bottom plan view thereof.

FOREIGN PATENT DOCUMENTS

88591	2/1960	Denmark	70/406 X
-------	--------	---------	-------	----------

1 Claim, 1 Drawing Sheet






FIG. 4




FIG. 2



FIG. 5

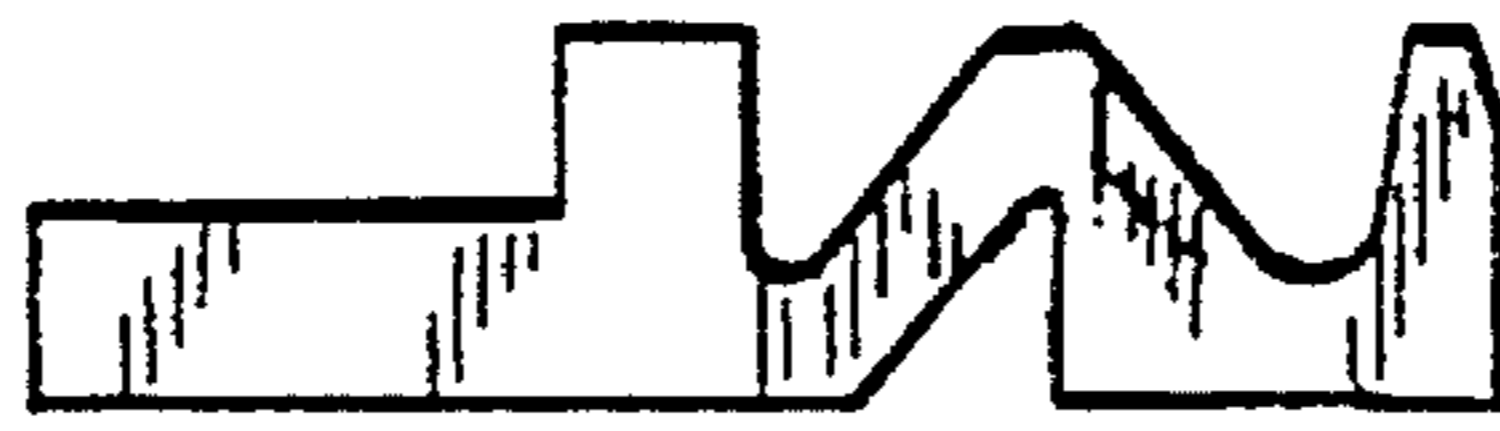


FIG. 1

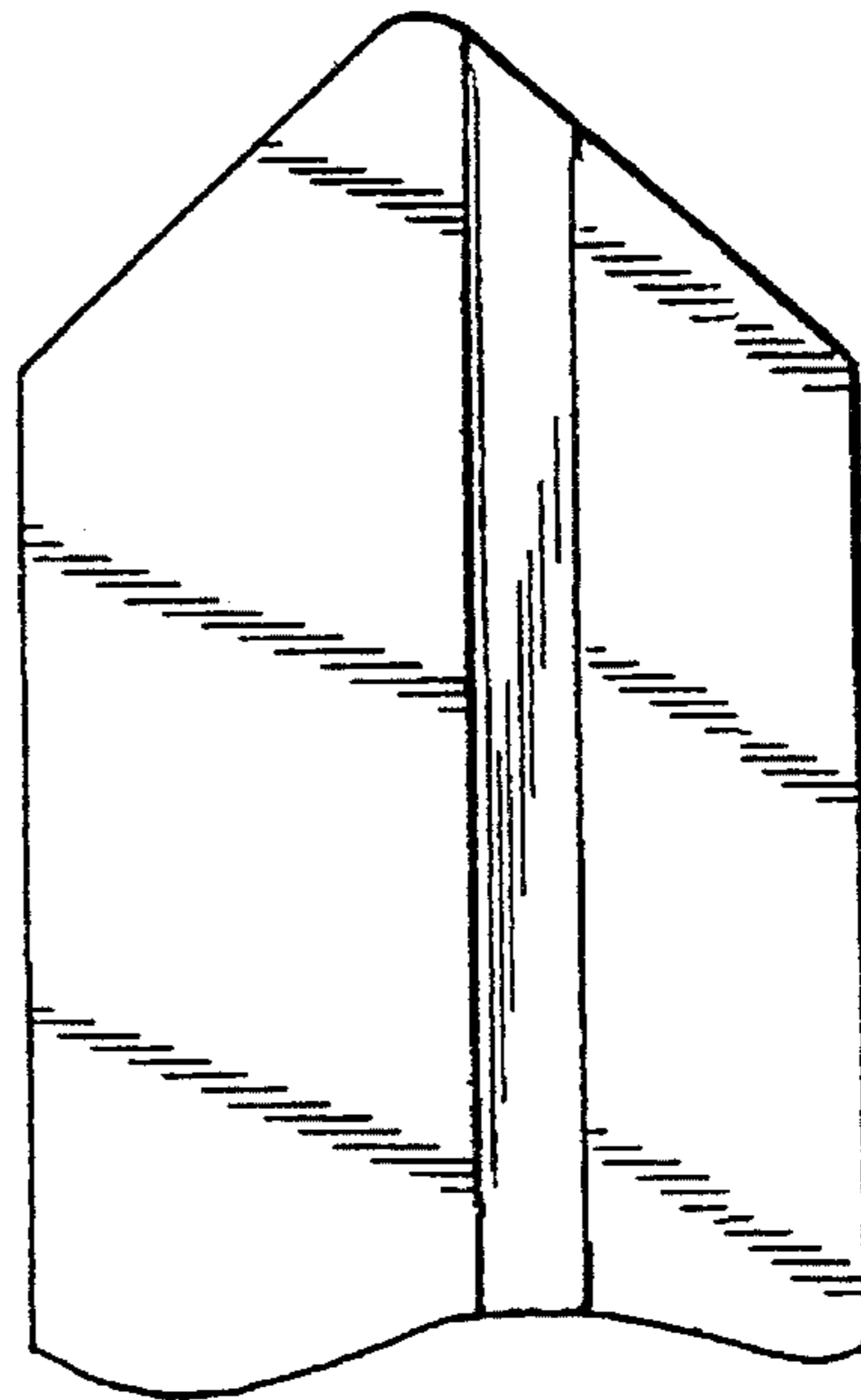


FIG. 3