



US00D362793S

United States Patent [19]

[11] **Patent Number:** **Des. 362,793**

Khan et al.

[45] **Date of Patent:** ****Oct. 3, 1995**

[54] **HAND HELD MIXER**

2,278,398	3/1942	Wittman	366/343
4,380,192	4/1983	Doren	D7/690 X
5,037,210	8/1991	Bliss	366/343 X

[76] Inventors: **Kameel I. F. Khan; Julia Randell**,
both of 30 Ethelden Road, London,
W12 7BG, England

Primary Examiner—Terry A. Wallace
Attorney, Agent, or Firm—Notaro & Michalos

[**] Term: **14 Years**

[57] **CLAIM**

[21] Appl. No.: **22,791**

The ornamental design for a hand held mixer, as shown and described.

[22] Filed: **May 12, 1994**

DESCRIPTION

Related U.S. Application Data

[63] Continuation-in-part of Ser. No. 193,120, Feb. 14, 1994.
 [52] **U.S. Cl.** **D7/688; D32/35**
 [58] **Field of Search** D7/688, 690, 376,
 D7/380, 682; 366/129, 130, 326, 342, 343;
 416/70 R, 75-76, 69, 227 R; 15/141.1,
 141.2; D4/128, 136; D32/35

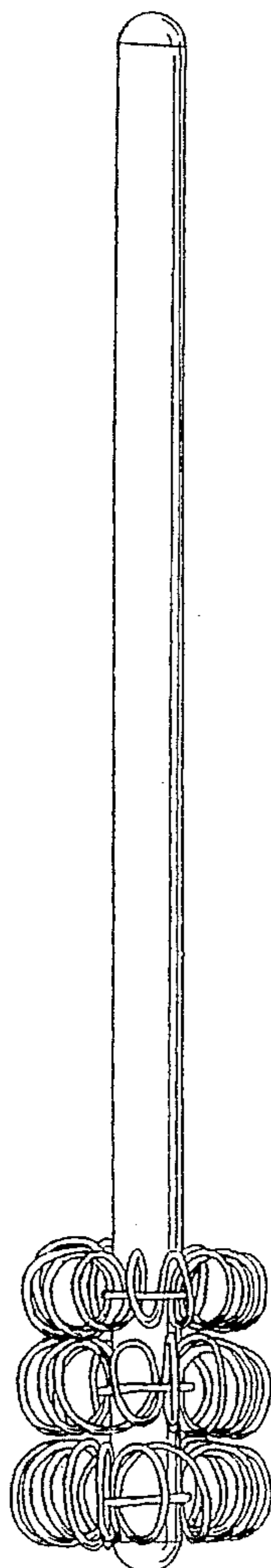
FIG. 1 is a side elevation view of a hand held mixer showing our new design, the remaining sides being the same;
 FIG. 2 is a side elevation view of an alternate embodiment of FIG. 1, the remaining sides being the same;
 FIG. 3 is a side elevation view of an alternate embodiment of FIG. 1, the remaining sides being the same;
 FIG. 4 is a side elevation view of an alternate embodiment of FIG. 1, the remaining sides being the same;
 FIG. 5 is a top plan view of FIGS. 1 and 2, the opposite side being the same; and,
 FIG. 6 is a top plan view of FIGS. 3 and 4, the opposite side being the same.

[56] **References Cited**

U.S. PATENT DOCUMENTS

D. 122,019	8/1940	Hahn	D4/128
D. 307,961	5/1990	Howell	D32/35
781,917	2/1905	Smith	366/129 X

1 Claim, 3 Drawing Sheets



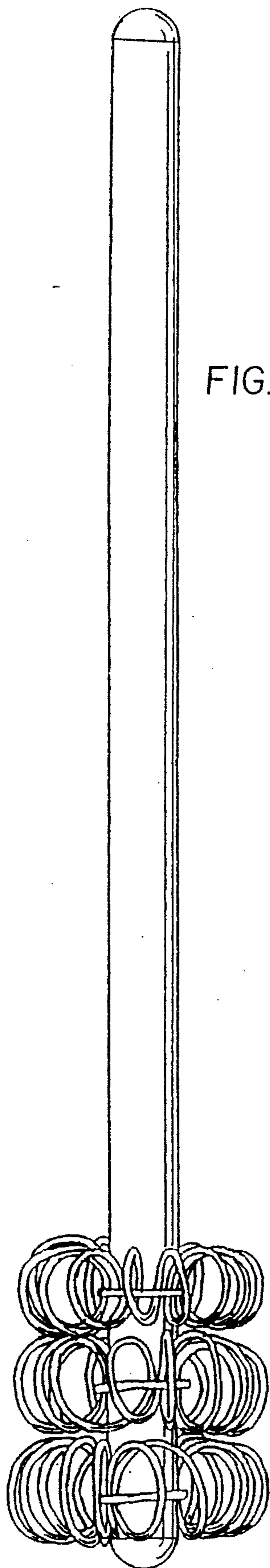


FIG. 1

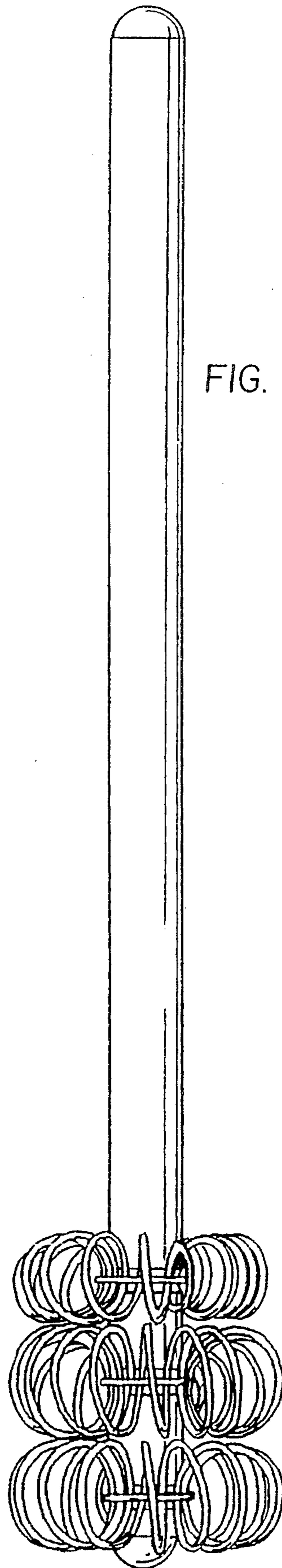


FIG. 2

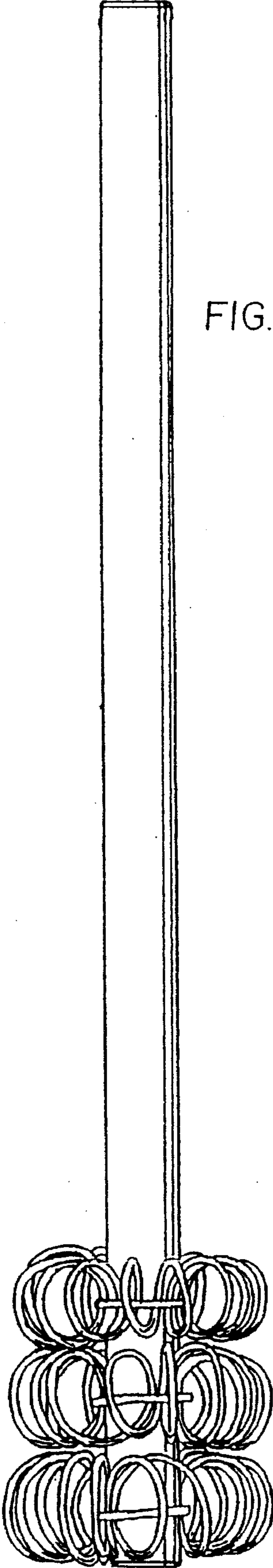


FIG. 3

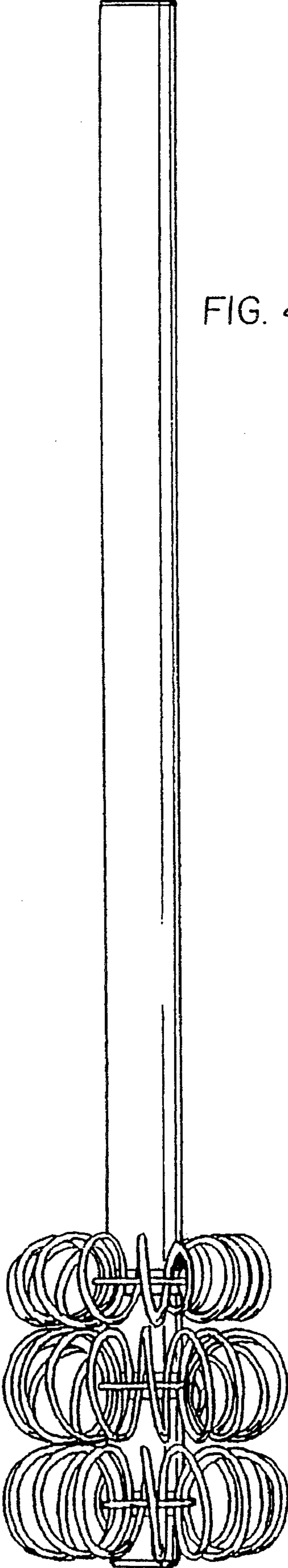


FIG. 4




FIG. 5

FIG. 6

