



US00D362774S

# United States Patent [19]

[11] Patent Number: **Des. 362,774**

Filice

[45] Date of Patent: **\*\*Oct. 3, 1995**

[54] **HAIR DRYER HOOK**

[75] Inventor: **Stano M. Filice**, Melrose Park, Ill.

[73] Assignee: **Selfix, Inc.**, Chicago, Ill.

[\*\*] Term: **14 Years**

[21] Appl. No.: **20,296**

[22] Filed: **Mar. 23, 1994**

[52] U.S. Cl. .... **D6/524; D6/567; D28/73**

[58] Field of Search ..... D6/552, 553, 567,  
D6/569, 524; D8/354, 353-359, 367; D28/73;  
211/13, 70.6, 86-87, 89; 248/176, 200,  
309.1, 315

[56] **References Cited**

**U.S. PATENT DOCUMENTS**

D. 202,712	11/1965	Malcolm	.....	D6/552
D. 261,818	11/1981	Galuppo	.....	D28/73
D. 294,487	3/1988	Bannigan	.....	D8/359 X
D. 335,935	5/1993	Rouail	.....	D28/73
D. 337,909	8/1993	Furcron et al.	.....	D6/569 X

Primary Examiner—Brian N. Vinson

Attorney, Agent, or Firm—Dressler, Goldsmith, Shore & Milnamow

[57] **CLAIM**

The ornamental design for a hair dryer hook, as shown and described.

**DESCRIPTION**

FIG. 1 is a perspective view of a hair dryer holder showing my new design, the broken-line disclosure of a hair dryer being for illustrative purposes only and forming no part of the claimed design;

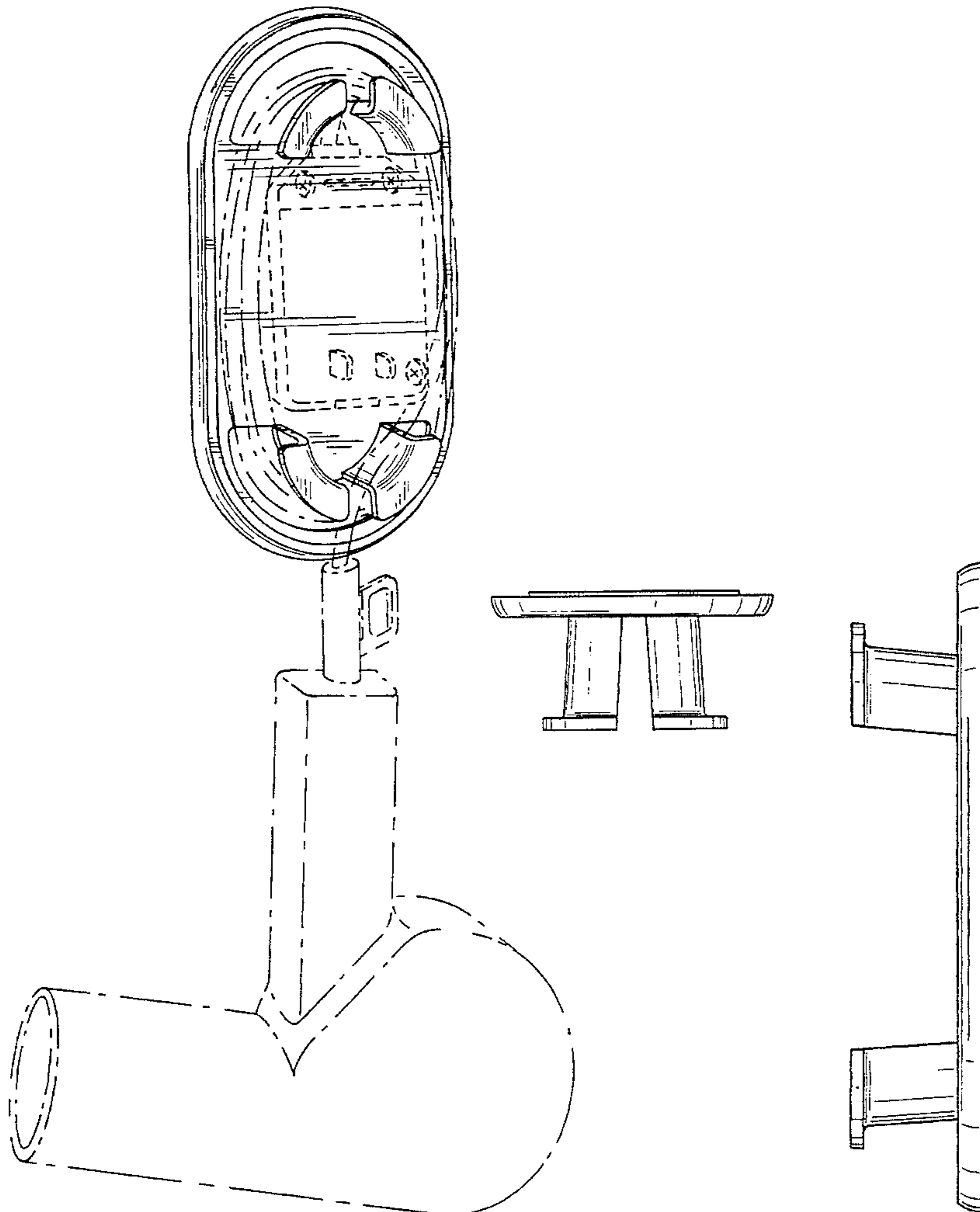
FIG. 2 is a top plan view of the hair dryer hook shown in FIG. 1, the bottom plan view thereof being the same as the top plan;

FIG. 3 is a front elevational view of the hair dryer hook shown in FIG. 1;

FIG. 4 is a right side elevational view of the hair dryer hook shown in FIG. 1, the left side elevational view being the mirror image of the right side elevational view; and,

FIG. 5 is a rear elevational view of the hair dryer hook shown in FIG. 1.

**1 Claim, 2 Drawing Sheets**




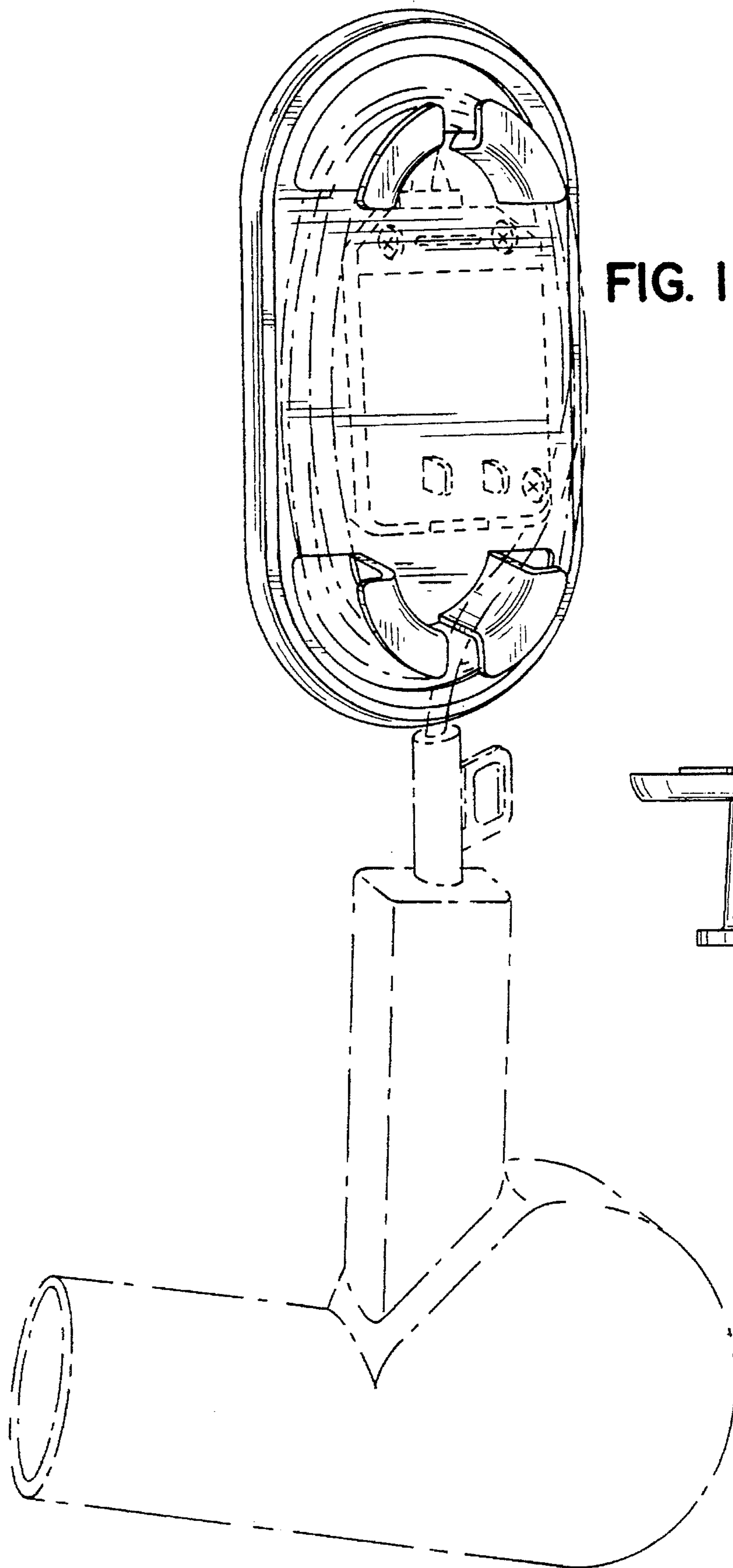


FIG. 5




FIG. 4

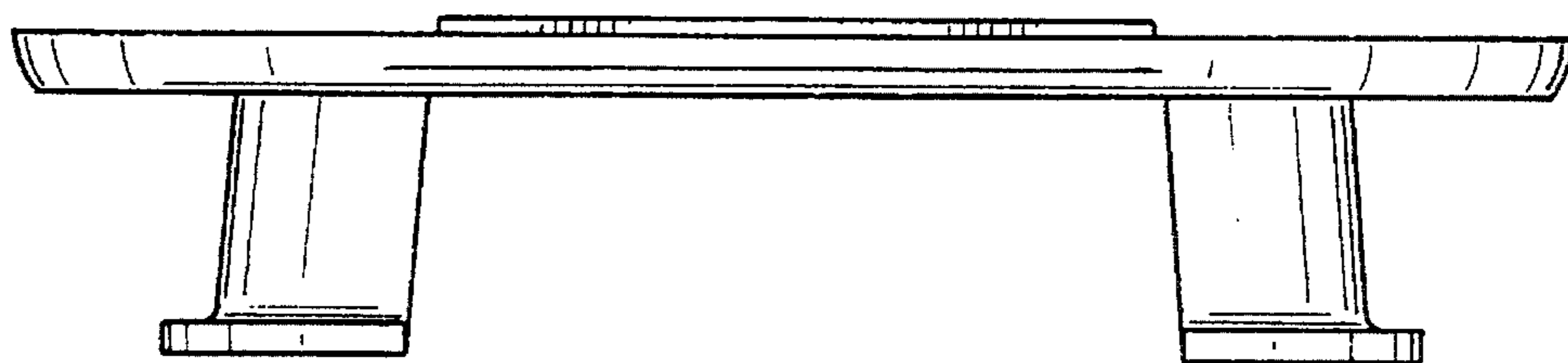


FIG. 3

