



US00D362764S

# United States Patent [19]

[11] Patent Number: **Des. 362,764**

**Dumatol**

[45] Date of Patent: **\*\*Oct. 3, 1995**

[54] **REMOTE CONTROL ORGANIZER**

[76] Inventor: **Emilio B. Dumatol, Jr.**, 13460 Dana Ct., Fontana, Calif. 92336

[\*\*] Term: **14 Years**

4,838,505	6/1989	Lowe	248/176
4,852,746	8/1989	Wells et al.	211/13
4,940,147	7/1990	Hunt	211/40
4,991,817	2/1991	Vonkleist et al.	248/676
4,991,892	2/1991	Burrell	294/1.1
5,125,516	6/1992	McKenna	211/13
5,192,042	3/1993	Wotring et al.	248/176

[21] Appl. No.: **18,730**

[22] Filed: **Feb. 14, 1994**

[52] U.S. Cl. .... **D6/449**

[58] Field of Search ..... D6/449, 450, 451, D6/466, 467, 468, 469; 211/164; 248/176; D14/218

*Primary Examiner*—Alan P. Douglas  
*Assistant Examiner*—S. Snapp  
*Attorney, Agent, or Firm*—Pillsbury Madison & Sutro

[57] **CLAIM**

The ornamental design for a remote control organizer, as shown and described.

[56] **References Cited**

**U.S. PATENT DOCUMENTS**

D. 324,810	3/1992	Moye, Sr.	D6/467 X
D. 326,196	5/1992	Shikoff et al.	D6/467
D. 330,473	10/1992	Lemire	D6/467 X
D. 337,672	7/1993	Doria	D6/467 X
4,712,693	12/1987	Striplin	211/164
4,739,897	4/1988	Butler	220/22
4,824,059	4/1989	Butler	248/176

**DESCRIPTION**

FIG. 1 is a perspective view of the front, left side and top of the present organizer invention;  
FIG. 2 is a top plan view of the organizer;  
FIG. 3 is a rear elevational view of the organizer;  
FIG. 4 is a right side view of the organizer; and,  
FIG. 5 is an underside view of the organizer.

**1 Claim, 2 Drawing Sheets**

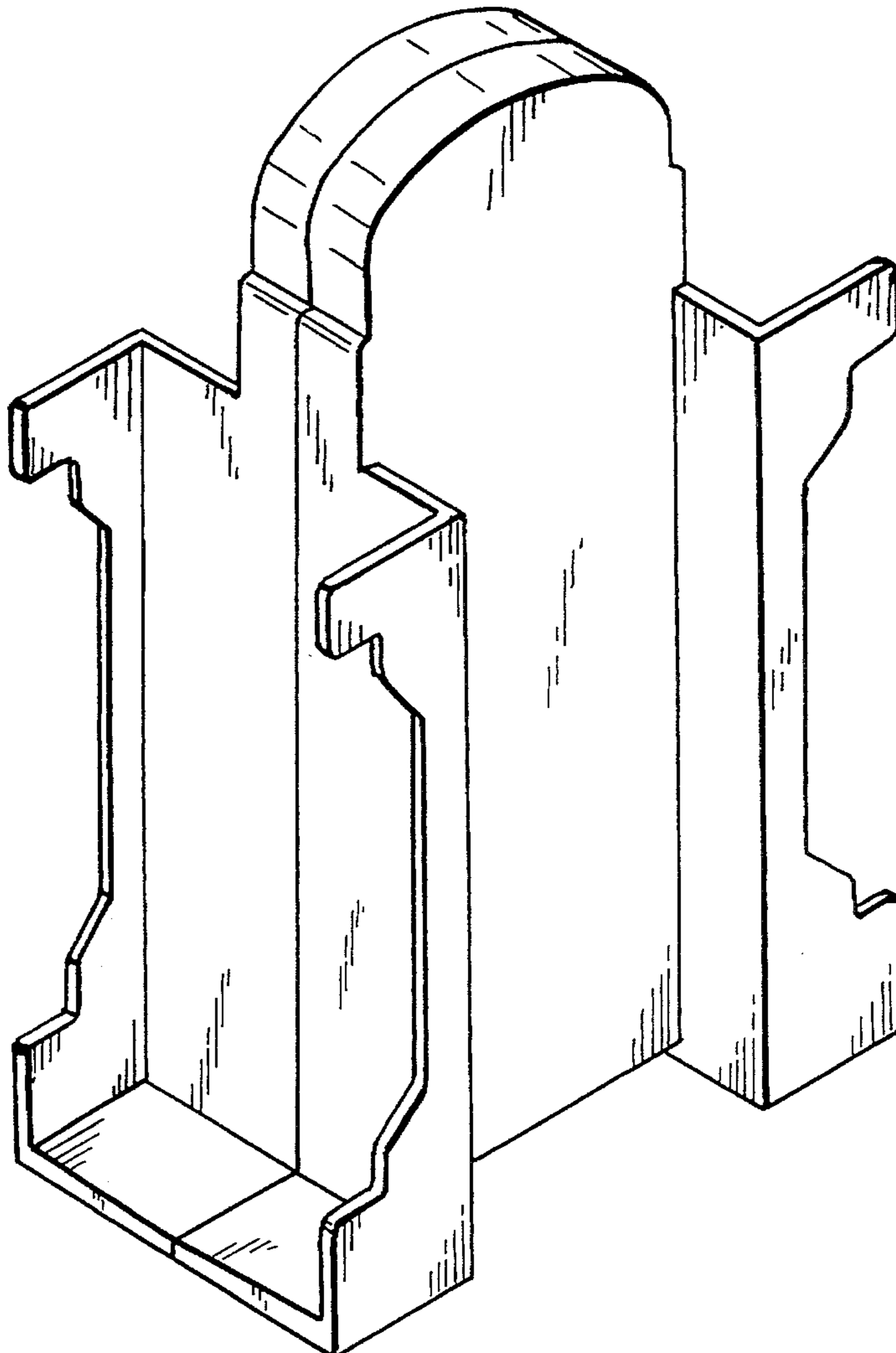


FIG. 1.

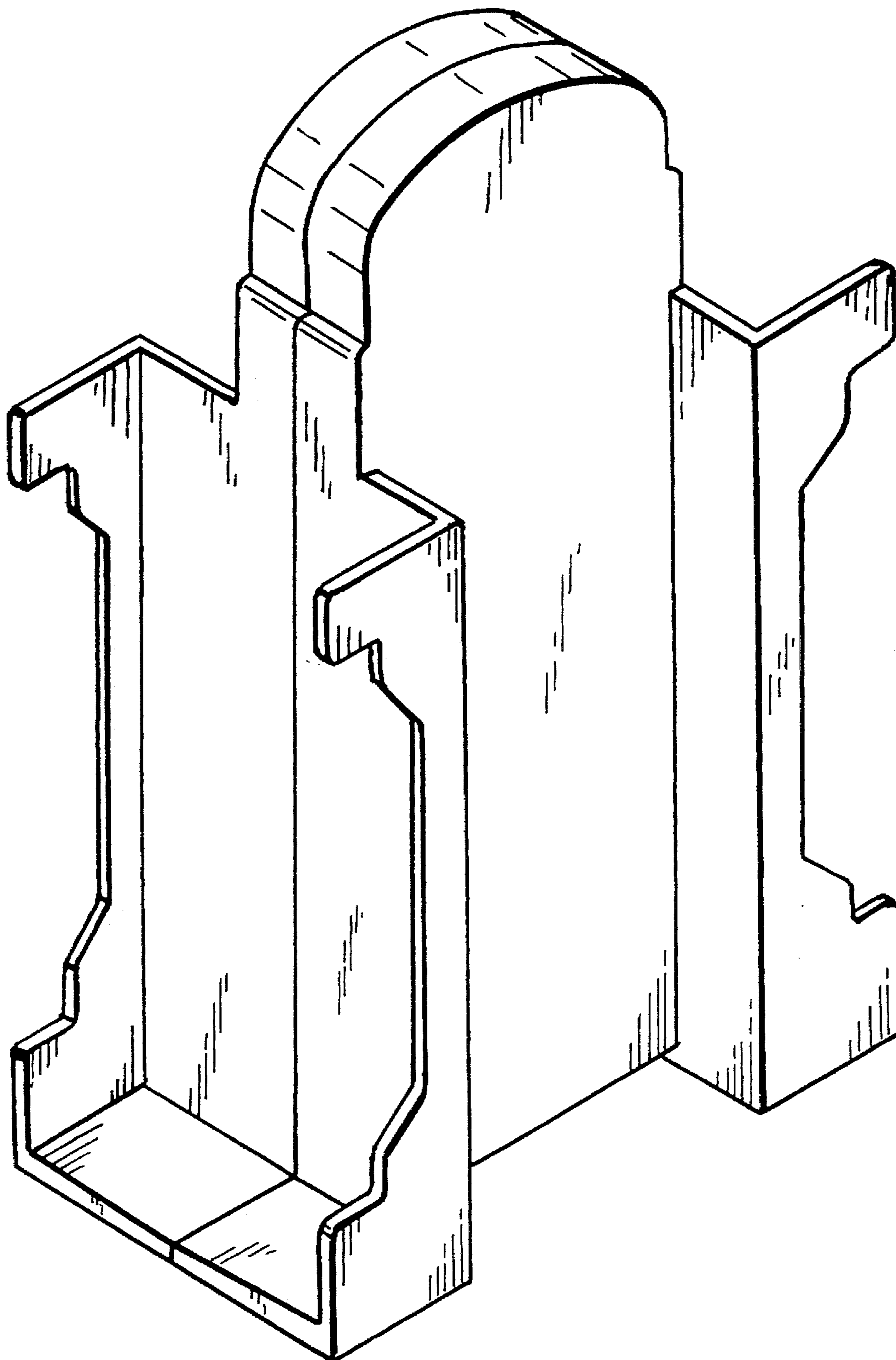


FIG. 2.

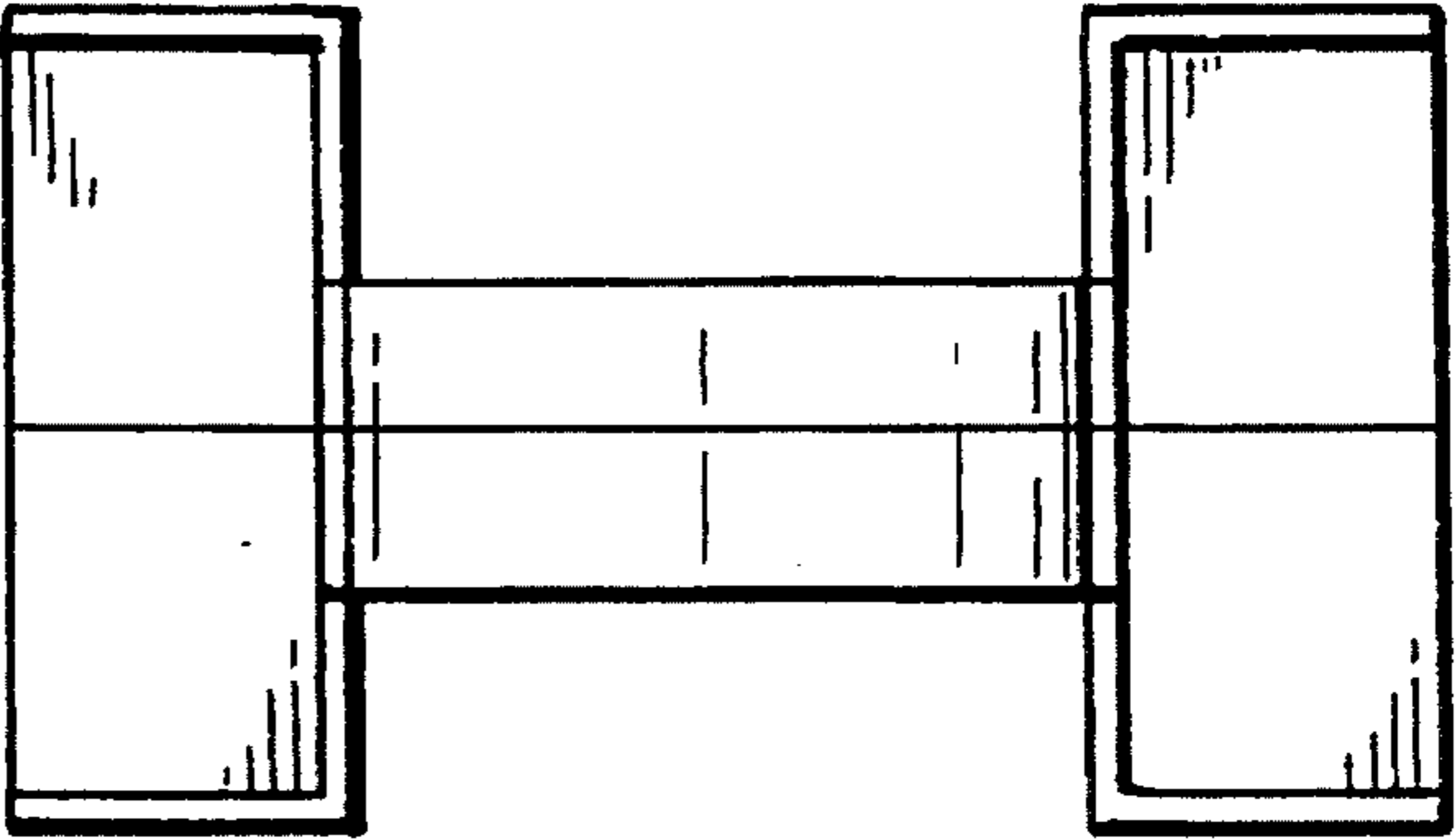


FIG. 3.

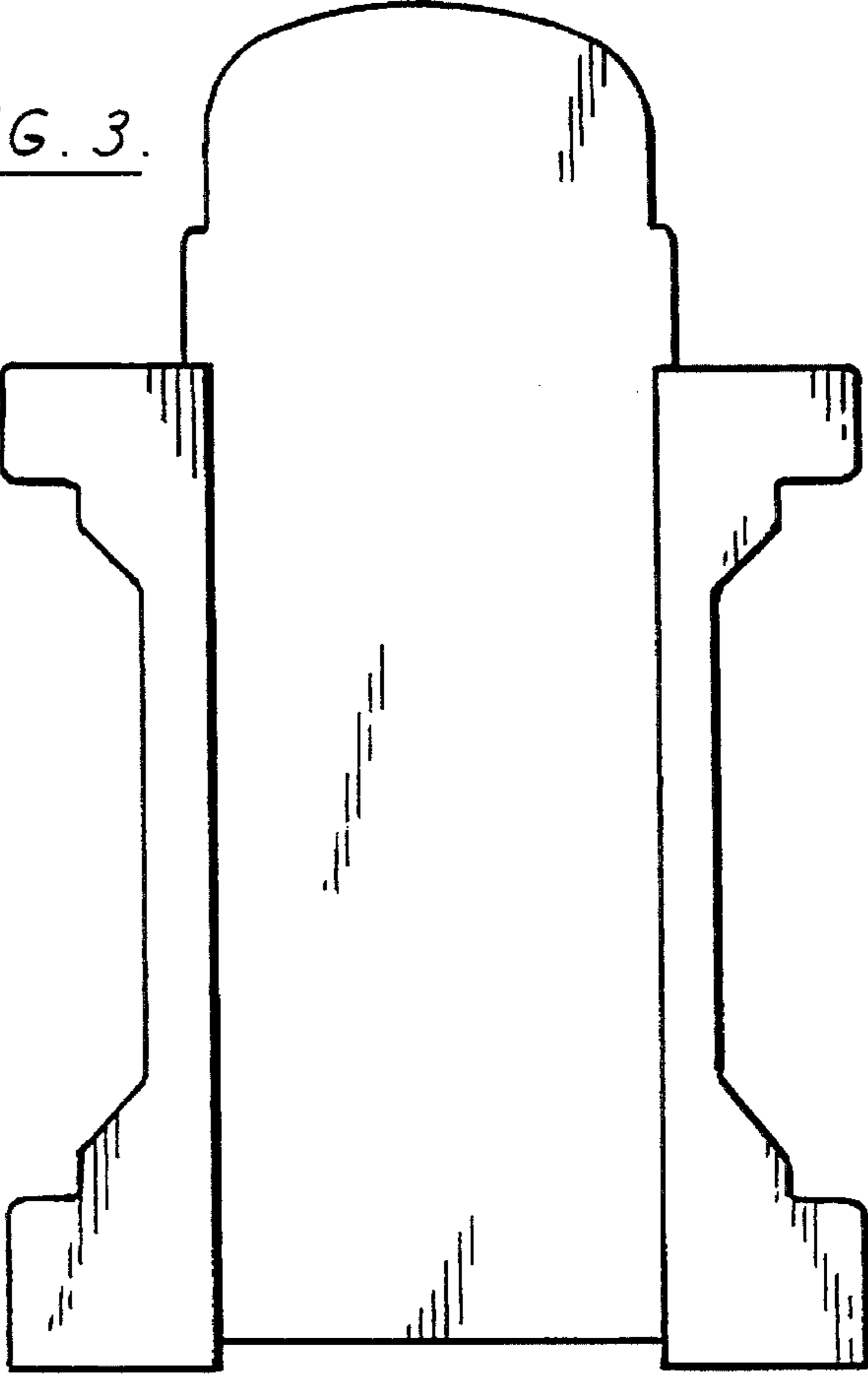


FIG. 4.

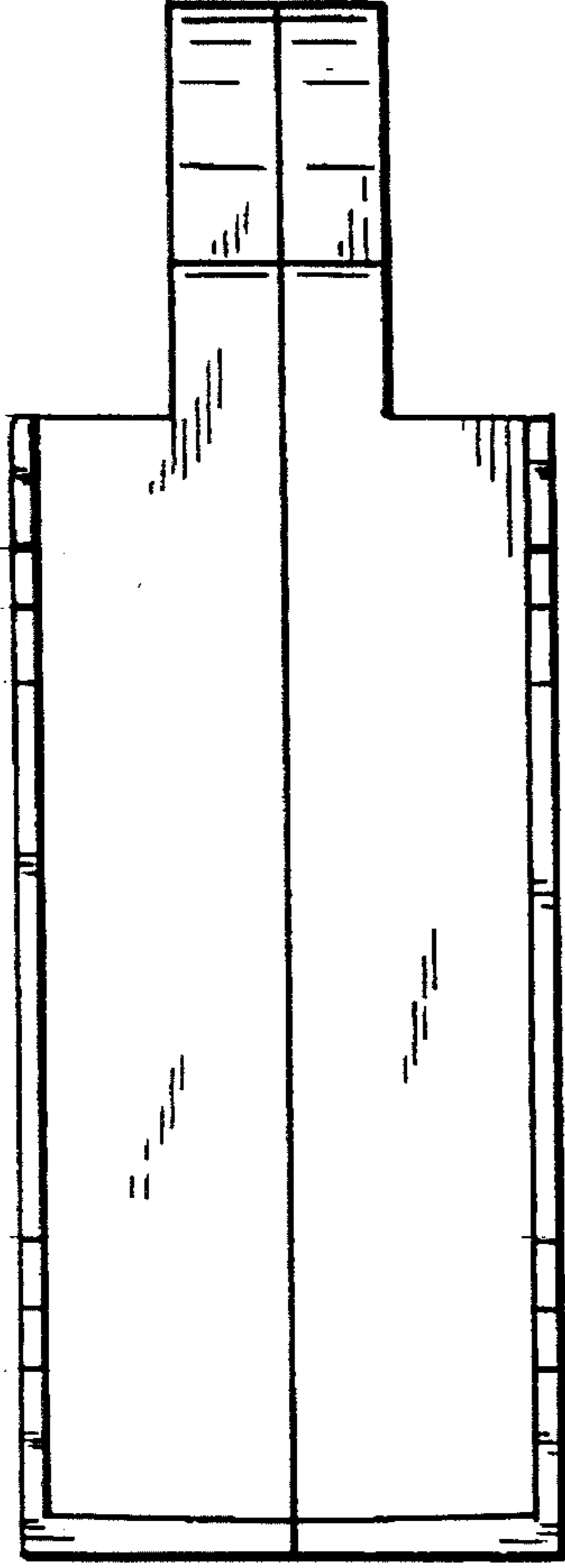


FIG. 5.

