



US00D362756S

United States Patent [19]

[11] Patent Number: **Des. 362,756**

Finger

[45] Date of Patent: ****Oct. 3, 1995**

[54] **RACK FOR BASEBALL CAPS**

2,593,356	4/1952	Smith	211/119
4,429,797	2/1984	Collins	211/119
4,583,646	4/1986	Bowman	211/181 X

[75] Inventor: **Gary E. Finger**, Voorhees, N.J.

Primary Examiner—Brian N. Vinson
Attorney, Agent, or Firm—Norman E. Lehrer

[73] Assignee: **Artcraft Wire Works, Inc.**,
Pennsauken, N.J.

[**] Term: **14 Years**

[57] CLAIM

[21] Appl. No.: **18,132**

The ornamental design for a rack for baseball caps, as shown and described.

[22] Filed: **Jan. 31, 1994**

DESCRIPTION

[52] U.S. Cl. **D6/317; D6/566**

[58] Field of Search D6/315, 317, 320,
D6/552, 553, 566, 567, 569-570; 211/13,
30-33, 44-45, 86-87, 113, 119, 123, 187

FIG. 1 is a front elevational view of a rack for baseball caps showing my new design;
FIG. 2 is a rear elevational view thereof;
FIG. 3 is a left elevational view thereof, the right side being a mirror image thereof;
FIG. 4 is a top plan view thereof; and,
FIG. 5 is a bottom plan view thereof.

[56] References Cited

U.S. PATENT DOCUMENTS

D. 330,468	10/1992	Jester, Jr.	D6/570 X
D. 333,731	3/1993	Klein et al.	D6/317

1 Claim, 1 Drawing Sheet

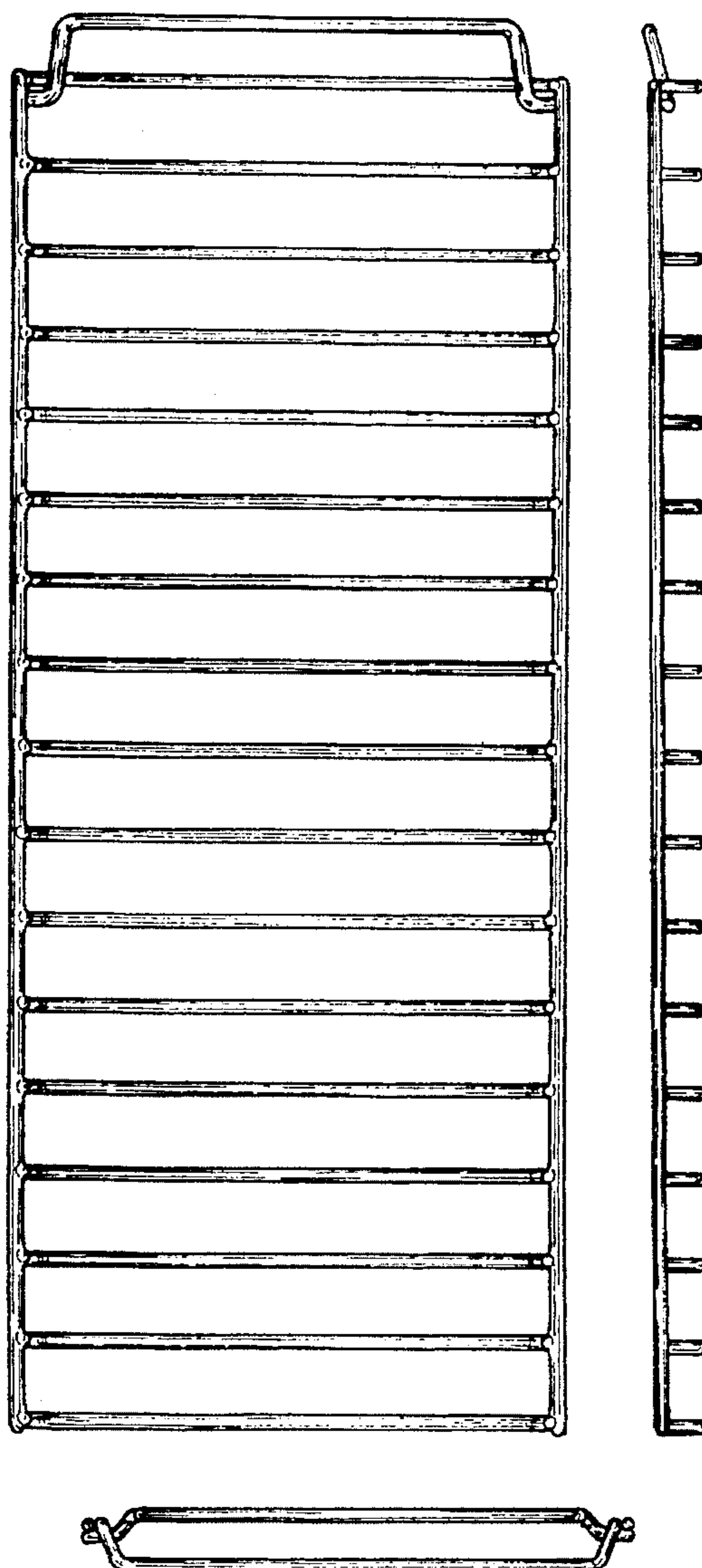


Fig. 1

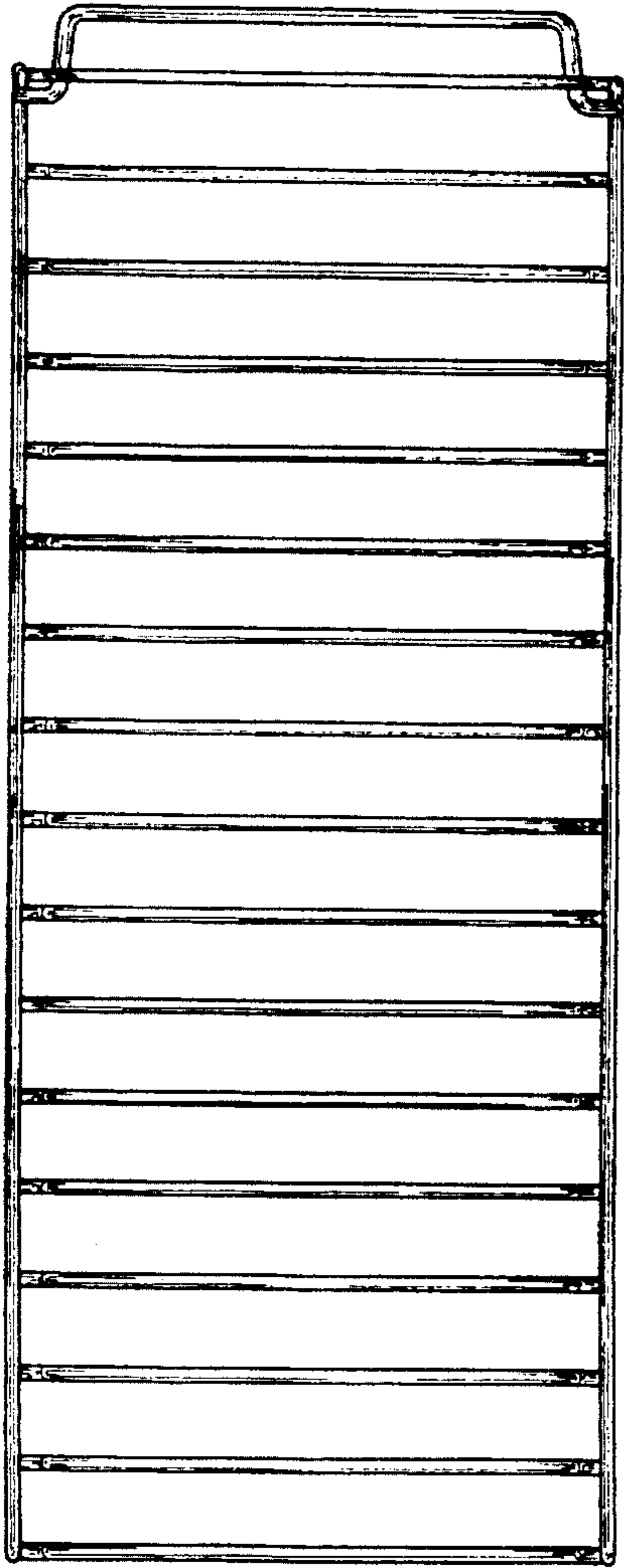


Fig. 2

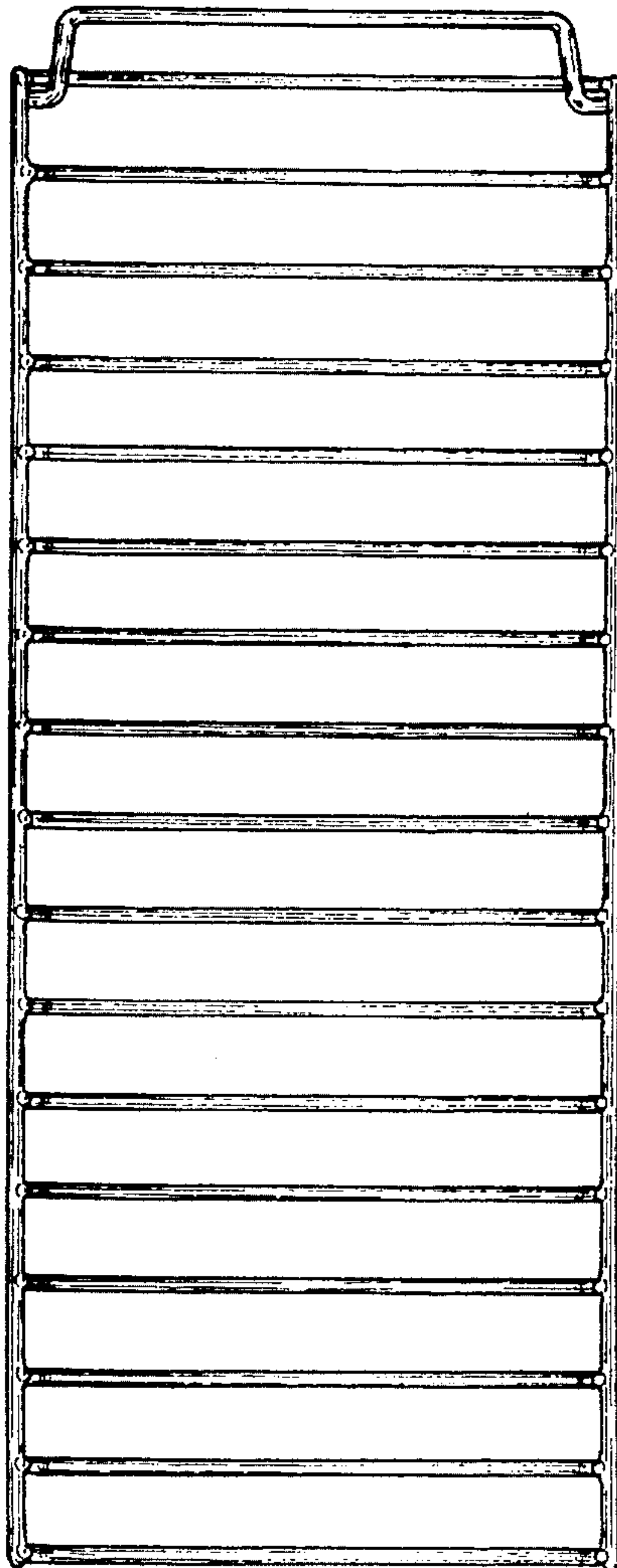


Fig. 3

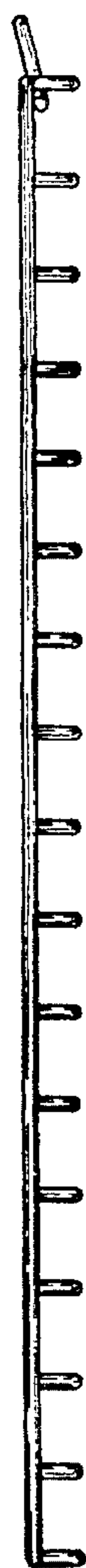


Fig. 4



Fig. 5

