



US00D362746S

United States Patent [19]

[11] Patent Number: **Des. 362,746**

Morris et al.

[45] Date of Patent: ****Oct. 3, 1995**

[54] **SHOE UPPER**

[75] Inventors: **E. Scott Morris**, East Providence, R.I.;
Paul Caron, Manchester, N.H.

[73] Assignee: **Reebok International Ltd.**, Stoughton,
Mass.

[**] Term: **14 Years**

[21] Appl. No.: **30,098**

[22] Filed: **Oct. 24, 1994**

Related U.S. Application Data

[62] Division of Ser. No. 19,641, Mar. 8, 1994, Pat. No.Des.
352,389.

[52] U.S. Cl. **D2/969; D2/902; D2/916**

[58] Field of Search **D2/902, 903, 916,**
D2/969, 972, 973, 970; 36/10, 94, 11.5,
114, 113, 116, 45, 102, 107, 50.1

[56] **References Cited**

U.S. PATENT DOCUMENTS

- D. 143,800 2/1946 Diamant .
- D. 147,311 8/1947 Veach .
- D. 165,116 11/1951 Sloan et al. .
- D. 319,918 9/1991 Hatfield D2/970
- D. 329,527 9/1992 Cohen .
- D. 329,937 10/1992 Hatfield et al. .
- D. 330,451 10/1992 Hatfield .
- D. 332,522 1/1993 Hatfield et al. .
- D. 335,209 5/1993 Avar .
- D.339,449 9/1993 Hatfield .
- D. 339,450 9/1993 Smith D2/970
- D. 341,927 12/1993 Worthington D2/970

- D. 342,600 12/1993 Hatfield et al. D2/969
- D. 342,821 1/1994 Avar D2/970
- D. 343,502 1/1994 Cessor D2/970
- D. 345,247 3/1994 Bailey D2/969
- D. 346,061 4/1994 Teague D2/969
- D. 349,601 8/1994 Buck, IV D2/969
- D. 350,021 8/1994 Stein D2/969
- D. 351,713 10/1994 Smotrycz et al. D2/916
- D. 353,038 12/1994 Morris et al. D2/969
- 4,366,634 1/1983 Giese et al. 36/114

OTHER PUBLICATIONS

The Eastbay Catalog, p. 19, Reebok InstaPump Shaq Attaq III, Fall 1994.

The Eastbay Catalog, p. 34, Reebok Freeweight Sandal Fall, 1994.

The Eatbay Catalog, p. 36, Karl Kani Criss Cross Fall 1994.

Primary Examiner—Doris V. Coles

Attorney, Agent, or Firm—Sterne, Kessler, Goldstein & Fox

[57] **CLAIM**

The ornamental design for a shoe upper, as shown and described.

DESCRIPTION

FIG. 1 is a left side elevational view of a shoe upper showing our new design;

FIG. 2 is a right side elevational view thereof;


FIG. 3 is a top plan view thereof;

FIG. 4 is a front elevational view thereof; and,

FIG. 5 is a rear elevational view thereof.

The broken line showing of a shoe sole in the figures is environmental only and forms no part of the claimed design.

1 Claim, 2 Drawing Sheets






FIG. 1

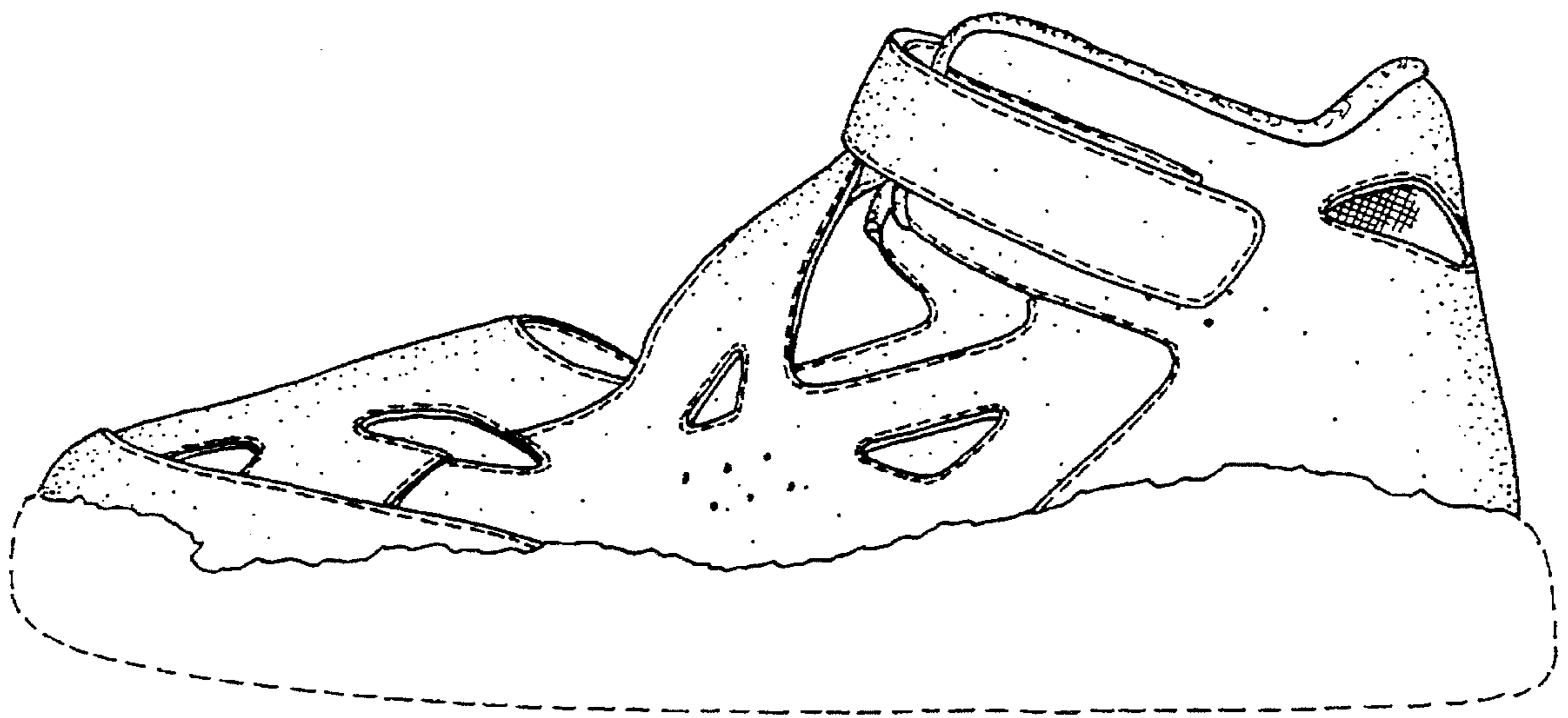


FIG. 2

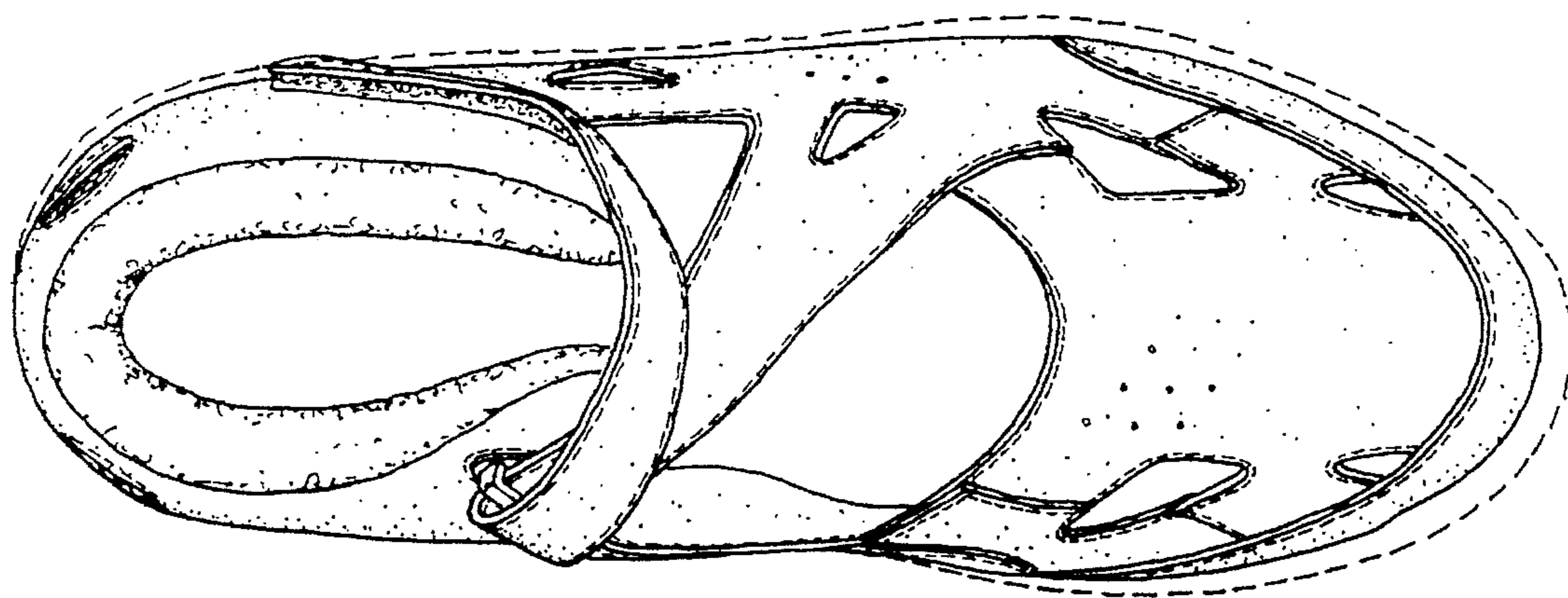


FIG. 3

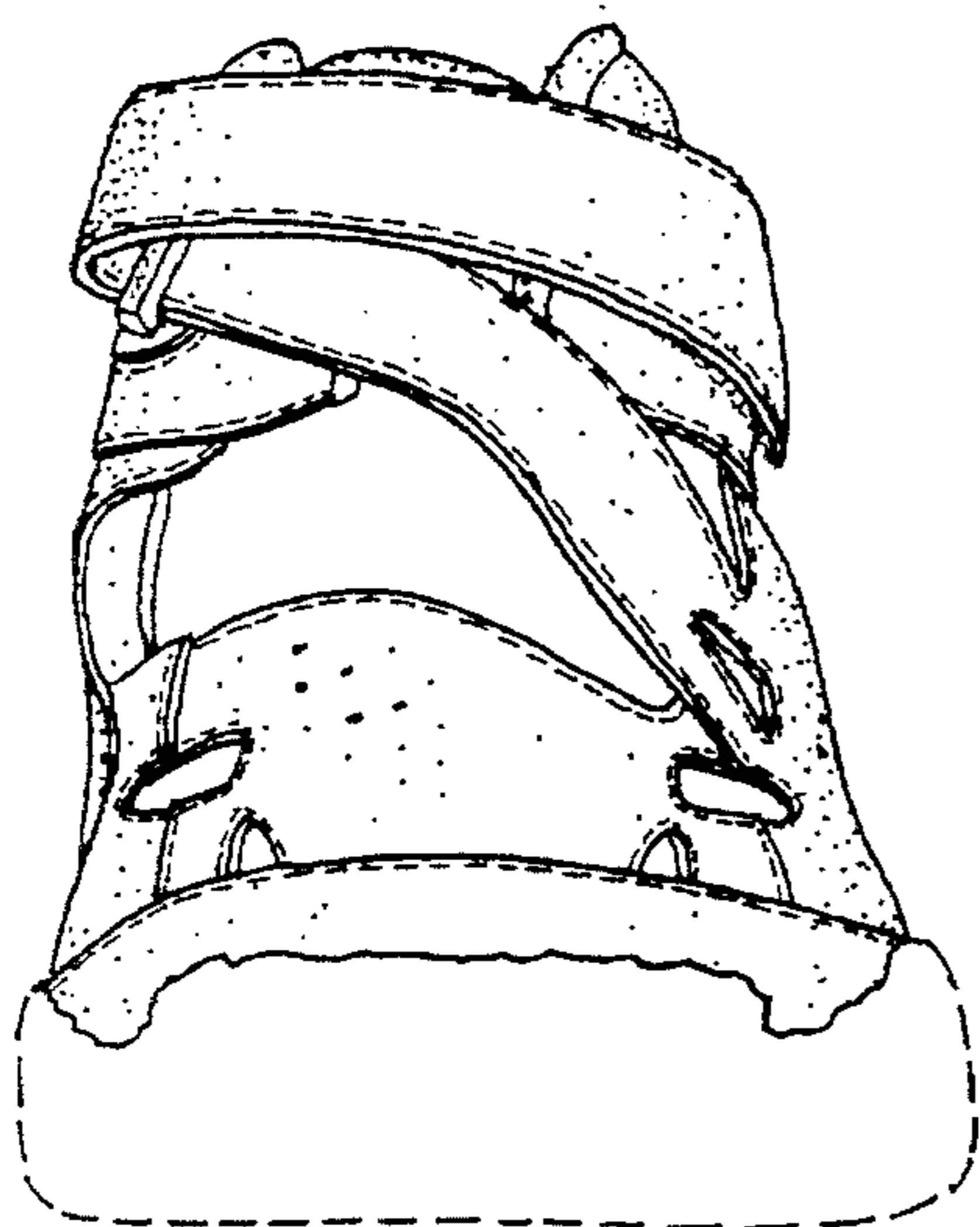


FIG. 4

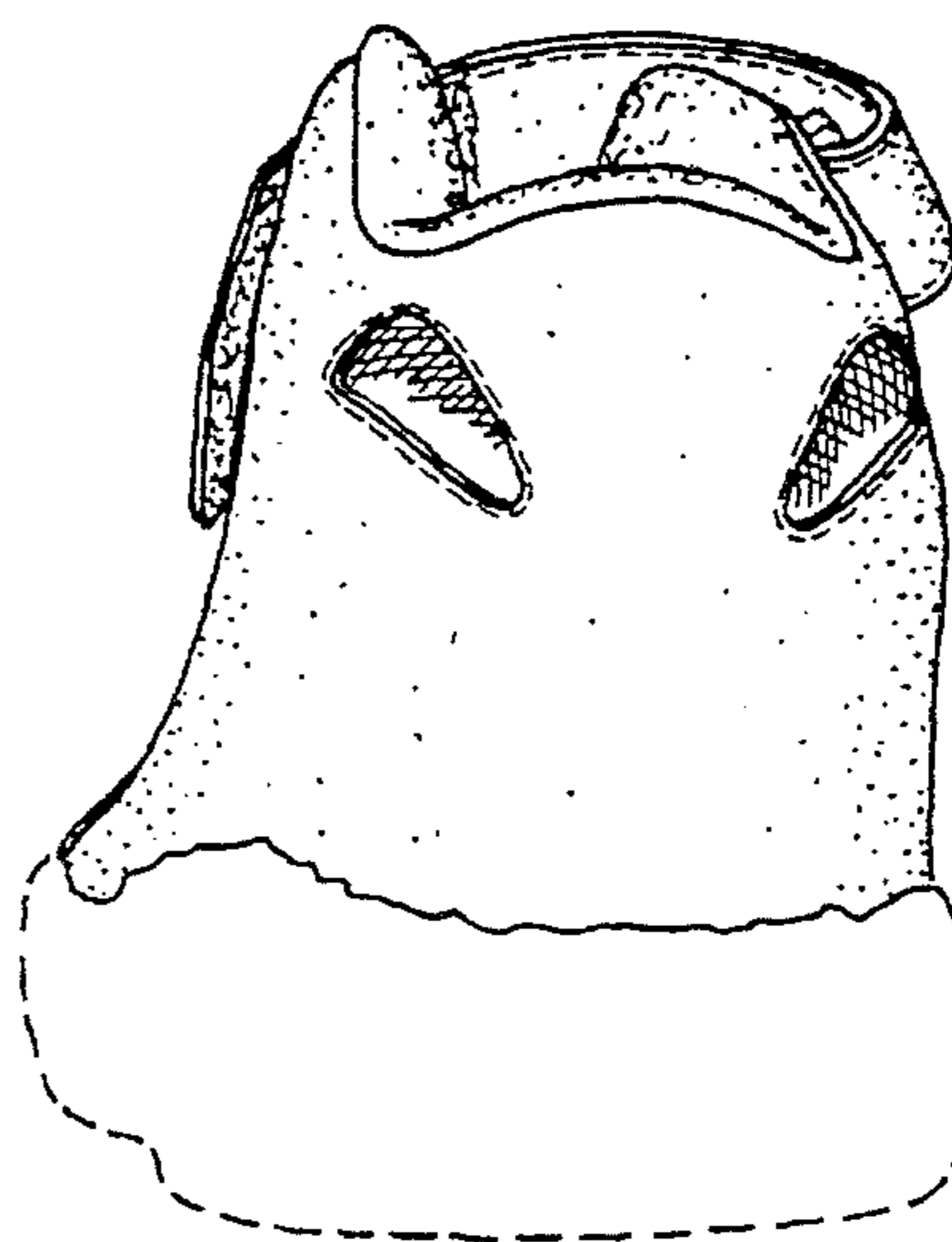


FIG. 5